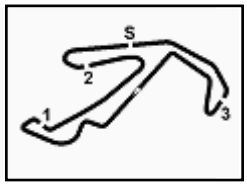

Aci Racing Weekend 15-16-17 Giugno 2018

C.I. Gran Turismo - Analisi Tempi Gara 1

Misano World Circuit 4.226 m

Start at 14:02'52.432

3 Easy Race (1'35.840)

Giro	Seg.1	Seg.2	Seg.3	Seg.4	T. Giro	km/h	Local Time
			Andrea Fontana				
1		23.032	26.858	21.485	1'43.026	**215,1**	14:04'35.458
2	25.409	22.836	26.669	21.551	1'36.465	210,5	14:06'11.923
3	**25.098**	**22.647**	26.696	21.399	**1'35.840**	213,4	14:07'47.763
4	25.603	22.783	**26.550**	21.536	1'36.472	214,7	14:09'24.235
5	25.445	23.129	26.823	21.386	1'36.783	210,9	14:11'01.018
6	25.369	23.080	27.110	**21.254**	1'36.813	212,6	14:12'37.831

Tempo di gara 9'45.399

7 Audi Sport Italia (1'34.763)

Giro	Seg.1	Seg.2	Seg.3	Seg.4	T. Giro	km/h	Local Time
			Jamie Green				
1		22.845	26.615	21.299	1'40.233	214,7	14:04'32.665
2	25.165	22.550	26.497	21.171	1'35.383	215,6	14:06'08.048
3	25.048	22.593	26.434	21.035	1'35.110	215,1	14:07'43.158
4	**24.877**	22.557	26.388	**20.952**	1'34.774	214,7	14:09'17.932
5	25.036	**22.506**	26.406	21.168	1'35.116	214,7	14:10'53.048
6	25.101	22.527	26.371	21.172	1'35.171	215,6	14:12'28.219
7	24.948	22.624	26.390	21.140	1'35.102	216,0	14:14'03.321
8	25.021	22.632	26.667	21.792	1'36.112	216,4	14:15'39.433
9	25.222	22.741	31.045	26.165	1'45.173	215,6	14:17'24.606
10	27.445	38.101	46.811	33.226	2'25.583	111,9	14:19'50.189
11	38.275	38.167	52.230	23.579	2'32.251	122,0	14:22'22.440
12	25.259	22.808	26.492	21.186	1'35.745	214,7	14:23'58.185
13	25.175	22.528	26.361	21.109	1'35.173	216,0	14:25'33.358
14	24.921	22.508	**26.287**	21.047	**1'34.763**	215,6	14:27'08.121
15	24.910	22.659	26.421	21.190	1'35.180	216,4	14:28'43.301
16	24.911	22.569	26.322	21.033	1'34.835	215,6	14:30'18.136
17	24.900	22.519	26.352	21.385	1'35.156	216,0	14:31'53.292
18	24.991	22.547	26.513	18.813	1'32.864P	216,4	14:33'26.156
			Bad Baruch				
19	1'36.948	22.902	26.515	21.527	2'47.892P	216,0	14:36'14.048
20	25.652	22.691	26.660	21.617	1'36.620	**216,9**	14:37'50.668
21	25.449	22.949	26.736	21.707	1'36.841	214,3	14:39'27.509
22	25.233	22.553	26.485	21.271	1'35.542	216,0	14:41'03.051
23	25.099	22.655	26.591	21.339	1'35.684	216,0	14:42'38.735
24	25.219	22.857	26.665	21.658	1'36.399	216,0	14:44'15.134
25	25.307	22.713	26.665	21.628	1'36.313	216,0	14:45'51.447
26	25.384	22.643	26.916	21.487	1'36.430	216,0	14:47'27.877
27	25.100	22.647	26.693	21.459	1'35.899	216,4	14:49'03.776
28	25.117	23.107	26.674	21.360	1'36.258	215,6	14:50'40.034
29	25.212	22.534	26.365	21.633	1'35.744	216,0	14:52'15.778
30	25.168	22.832	26.601	21.514	1'36.115	**216,9**	14:53'51.893
31	25.135	22.813	26.470	21.410	1'35.828	216,4	14:55'27.721
32	25.103	22.716	26.530	21.494	1'35.843	216,4	14:57'03.564
33	25.366	22.756	26.464	21.451	1'36.037	215,1	14:58'39.601
34	25.188	22.850	26.699	21.616	1'36.353	216,4	15:00'15.954
35	25.350	22.661	26.768	21.778	1'36.557	**216,9**	15:01'52.511

Tempo di gara 59'00.079

15 BMW Padova Team (1'36.193)

Giro	Seg.1	Seg.2	Seg.3	Seg.4	T. Giro	km/h	Local Time
			Stefano Comandini				
1					1'42.553		14:04'34.985
2					**1'36.193**		14:06'11.178
3					1'36.294		14:07'47.472
4					1'36.328		14:09'23.800
5					1'38.205		14:11'02.005
6					1'36.888		14:12'38.893
7					1'37.212		14:14'16.105
8					1'36.855		14:15'52.960
9					1'42.446		14:17'35.406
10					2'19.215		14:19'54.621
			Stefano Comandini				
11					2'34.835		14:22'29.456
12					1'37.833		14:24'07.289
13					1'36.315		14:25'43.604
14					1'35.428P		14:27'19.032
			Bruno Spengler				
15					2'51.458P		14:30'10.490
16					1'36.620		14:31'47.110
17					1'36.394		14:33'23.504
18					1'37.332		14:35'00.836
19					1'37.856		14:36'38.692
20					1'36.516		14:38'15.208
21					1'37.546		14:39'52.754
22					1'37.033		14:41'29.787
23					1'36.769		14:43'06.556
24					1'36.695		14:44'43.251
25					1'36.753		14:46'20.004
26					1'37.181		14:47'57.185
27					1'37.504		14:49'34.689
28					1'37.264		14:51'11.953
29					1'37.100		14:52'49.053
30					1'37.011		14:54'26.064
31					1'36.982		14:56'03.046
32					1'37.180		14:57'40.226
33					1'37.549		14:59'17.775
34					1'37.408		15:00'55.183
35					1'37.282		15:02'32.465

Tempo di gara 59'40.033

19 Antonelli Motorsport (1'34.888)

Giro	Seg.1	Seg.2	Seg.3	Seg.4	T. Giro	km/h	Local Time
			Lorenzo Veglia				
1		22.922	26.474	21.535	1'41.461	216,4	14:04'33.893
2	25.229	22.806	26.365	21.210	1'35.610	217,3	14:06'09.503
3	**24.980**	22.502	26.442	21.182	1'35.106	216,0	14:07'44.609
4	25.019	22.487	**26.300**	21.148	1'34.954	216,0	14:09'19.563
5	25.007	22.547	26.354	21.541	1'35.449	**217,7**	14:10'55.012
6	25.222	**22.407**	26.361	21.284	1'35.274	216,4	14:12'30.286
7	25.048	**22.407**	26.341	**21.092**	**1'34.888**	216,4	14:14'05.174
8	25.142	22.503	26.463	21.765	1'35.873	216,4	14:15'41.047
9	25.262	22.879	30.706	22.814	1'41.661P	210,5	14:17'22.708
10	1'46.015	22.765	26.838	21.572	2'57.190P	212,6	14:20'19.898
11	25.613	31.033	52.564	23.999	2'13.209	97,8	14:22'33.107
12	26.673	23.611	27.338	22.464	1'40.086	216,4	14:24'13.193
13	26.113	22.697	26.657	21.303	1'36.770	214,7	14:25'49.963
14	25.213	22.461			1'35.976	214,3	14:27'25.939
15	25.226	22.503	26.504	22.040	1'36.273	214,7	14:29'02.212
16	25.458	22.593	26.675	21.335	1'36.061	214,3	14:30'38.273
17	25.168	22.578	26.646	21.361	1'35.753	216,0	14:32'14.026
18	25.593	22.432	26.591	21.708	1'36.324	215,1	14:33'50.350
19	25.305	22.850	27.260	19.551	1'34.966P	215,6	14:35'25.316
			Martin Vedel				
20	1'39.723	23.080	26.784	21.582	2'51.169P	216,0	14:38'16.485
21	25.876	23.009	26.872	21.782	1'37.539	214,3	14:39'54.024
22	25.892	23.009	26.940	21.652	1'37.493	215,6	14:41'31.517
23	25.568	22.907	26.738	21.825	1'37.038	216,0	14:43'08.555
24	25.564	22.819	26.812	21.550	1'36.745	215,1	14:44'45.300
25	25.596	22.972	26.681	21.610	1'36.859	216,4	14:46'22.159
26	25.504	23.122	26.729	21.676	1'37.031	**217,7**	14:47'59.190
27	25.901	22.951	26.813	21.470	1'37.135	215,6	14:49'36.325
28	25.436	22.680	26.890	21.744	1'36.750	215,1	14:51'13.075
29	25.607	23.122	26.713	21.653	1'37.095	216,0	14:52'50.170
30	25.752	22.791	26.825	21.667	1'37.035	216,4	14:54'27.205
31	25.568	23.148	26.845	21.638	1'37.199	215,6	14:56'04.404
32	25.628	22.865	26.958	21.863	1'37.314	215,6	14:57'41.718

16/06/2018 **P = Box In/Out - C = Tempo Invalidato**

Panta Molgroup Racing Fuel
Magneti Marelli
Autosprint
Pirelli

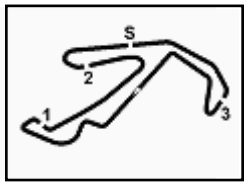

Aci Racing Weekend 15-16-17 Giugno 2018

C.I. Gran Turismo - Analisi Tempi Gara 1

Misano World Circuit 4.226 m

Start at 14:02'52.432

33	25.561	23.037	26.763	21.849	1'37.210	216,9	14:59'18.928
34	25.735	22.977	26.842	21.875	1'37.429	**217,7**	15:00'56.357
35	25.964	22.930	26.819	21.855	1'37.568	216,4	15:02'33.925

Tempo di gara 59'41.493

23 Petri Corse Motorsport (1'35.894)

Giro	Seg.1	Seg.2	Seg.3	Seg.4	T. Giro	km/h	Local Time
			Andrea Palma				
1		23.355	26.846	21.864	1'43.969	213,9	14:04'36.401
2	25.488	23.022	26.652	21.314	1'36.476	215,6	14:06'12.877
3	25.390	22.824	26.857	21.361	1'36.432	213,9	14:07'49.309
4	26.200	23.074	26.953	21.576	1'37.803	214,3	14:09'27.112
5	25.621	22.909	26.896	21.568	1'36.994	215,1	14:11'04.106
6	25.596	22.646	26.808	21.541	1'36.591	214,7	14:12'40.697
7	25.446	22.803	27.077	21.386	1'36.712	215,1	14:14'17.409
8	25.583	22.753	27.005	21.596	1'36.937	213,0	14:15'54.346
9	25.420	23.657	28.090	24.701	1'41.868	213,9	14:17'36.214
10	30.461	29.712	47.307	31.603	2'19.083	110,4	14:19'55.297
11	38.590	37.846	51.891	26.079	2'34.406	120,3	14:22'29.703
12	26.571	23.344	26.873	21.430	1'38.218	214,7	14:24'07.921
13	25.421	22.844	26.656	21.569	1'36.490	215,1	14:25'44.411
14	**25.234**	22.869	27.010	21.618	1'36.731	213,9	14:27'21.142
15	25.513	22.803	26.912	19.782	1'35.010P	215,1	14:28'56.152
			Giacomo Barri				
16	1'52.180	23.144	26.997	21.874	3'04.195P	213,4	14:32'00.347
17	25.582	22.656	26.761	21.578	1'36.577	215,1	14:33'36.924
18	25.510	22.757	26.724	21.492	1'36.483	215,6	14:35'13.407
19	25.589	22.544	27.278	22.046	1'37.457	**216,4**	14:36'50.864
20	25.556	22.604	26.696	21.776	1'36.632	215,1	14:38'27.496
21	26.260	22.834	27.072	21.444	1'37.610	215,1	14:40'05.106
22	25.592	22.656	26.974	21.371	1'36.593	215,6	14:41'41.699
23	25.598	22.642	26.687	21.461	1'36.388	215,6	14:43'18.087
24	25.871	22.938	26.700	**21.269**	1'36.778	214,3	14:44'54.865
25	25.763	22.715	26.658	21.279	1'36.415	213,9	14:46'31.280
26	25.254	**22.459**	26.598	21.636	1'35.947	214,3	14:48'07.227
27	25.555	22.634	26.617	21.286	1'36.092	215,6	14:49'43.319
28	25.423	22.610	26.539	21.819	1'36.391	216,0	14:51'19.710
29	25.819	22.648	26.583	21.760	1'36.810	215,6	14:52'56.520
30	26.245	22.762	26.889	21.619	1'37.515	215,6	14:54'34.035
31	25.647	22.614	26.708	21.853	1'36.822	215,1	14:56'10.857
32	25.509	22.705	26.613	21.500	1'36.327	216,0	14:57'47.184
33	25.438	22.535	26.574	21.347	**1'35.894**	216,0	14:59'23.078
34	25.437	22.821	26.741	21.462	1'36.461	215,6	15:00'59.539
35	25.833	22.675	**26.493**	21.433	1'36.434	216,0	15:02'35.973

Tempo di gara 59'43.541

27 Scuderia Baldini 27 (1'35.057)

Giro	Seg.1	Seg.2	Seg.3	Seg.4	T. Giro	km/h	Local Time
			Stefano Gai				
1		22.833	26.618	21.354	1'41.687	215,6	14:04'34.119
2	25.383	22.933	26.555	**21.054**	1'35.925	215,6	14:06'10.044
3	**24.947**	22.563	26.471	21.139	1'35.120	216,0	14:07'45.164
4	25.093	22.492	26.445	21.197	1'35.227	216,0	14:09'20.391
5	25.133	22.463	26.516	21.102	1'35.214	216,4	14:10'55.605
6	25.136	22.522	26.485	21.248	1'35.391	216,9	14:12'30.996
7	25.037	22.523	**26.426**	21.071	**1'35.057**	**217,3**	14:14'06.053
8	25.017	22.404	26.556	21.774	1'35.751	216,0	14:15'41.804
9	25.607	22.549	31.973	26.924	1'47.053	189,8	14:17'28.857
10	29.402	34.327	47.194	32.500	2'23.423	110,4	14:19'52.280
11	38.343	38.160	51.976	24.995	2'33.474	105,9	14:22'25.754
12	25.748	22.821	26.742	21.243	1'36.554	215,1	14:24'02.308
13	25.319	22.479	26.870	21.388	1'36.056	215,6	14:25'38.364
14	25.148	22.509	26.617	19.792	1'34.066P	216,4	14:27'12.430
			Michele Rugolo				
15	1'39.220	22.513	26.579	21.621	2'49.933P	215,6	14:30'02.363
16	25.568	22.393	26.618	21.166	1'35.745	215,6	14:31'38.108
17	25.098	22.450	26.725	21.374	1'35.647	216,4	14:33'13.755
18	25.280	23.876	26.811	21.270	1'37.237	215,6	14:34'50.992
19	25.193	22.347	26.717	21.483	1'35.740	216,4	14:36'26.732
20	25.281	22.405	26.807	21.231	1'35.724	216,0	14:38'02.456
21	25.305	22.366	26.626	21.391	1'35.688	216,4	14:39'38.144
22	25.296	22.578	26.572	21.319	1'35.765	216,0	14:41'13.909
23	25.478	22.485	26.787	21.275	1'36.025	216,4	14:42'49.934
24	25.196	22.392	26.596	21.248	1'35.432	216,0	14:44'25.366
25	25.218	22.513	26.859	21.161	1'35.751	**217,3**	14:46'01.117
26	25.228	22.489	26.682	21.498	1'35.897	216,4	14:47'37.014
27	25.312	22.408	26.594	21.310	1'35.624	215,6	14:49'12.638
28	25.193	22.463	26.644	21.298	1'35.598	216,0	14:50'48.236
29	25.354	**22.275**	26.542	21.092	1'35.263	216,4	14:52'23.499
30	25.164	22.431	26.595	21.299	1'35.489	216,9	14:53'58.988
31	25.238	22.316	26.474	21.191	1'35.219	216,4	14:55'34.207
32	25.163	22.419	26.839	21.443	1'35.864	216,4	14:57'10.071
33	25.285	22.329	27.206	21.452	1'36.272	216,9	14:58'46.343
34	25.556	22.492	26.712	21.532	1'36.292	216,9	15:00'22.635
35	25.529	22.671	27.509	21.867	1'37.576	216,0	15:02'00.211

Tempo di gara 59'07.779

63 Antonelli Motorsport (1'34.498)

Giro	Seg.1	Seg.2	Seg.3	Seg.4	T. Giro	km/h	Local Time
			Giacomo Altoè				
1		22.985	26.625	21.250	1'40.911	216,4	14:04'33.343
2	25.125	22.541	26.515	21.226	1'35.407	216,9	14:06'08.750
3	25.037	22.494	26.528	21.104	1'35.163	216,0	14:07'43.913
4	**24.861**	22.637	26.321	21.130	1'34.949	217,3	14:09'18.862
5	25.017	22.336	26.378	21.320	1'35.051	216,9	14:10'53.913
6	25.061	22.325	26.450	21.168	1'35.004	216,4	14:12'28.917
7	25.091	22.355	26.383	21.161	1'34.990	217,3	14:14'03.907
8	25.044	22.239	26.836	21.672	1'35.791	217,3	14:15'39.698
9	25.433	22.688	31.504	25.842	1'45.467	216,4	14:17'25.165
10	27.389	38.380	46.990	33.015	2'25.774	115,4	14:19'50.939
11	38.332	38.052	52.269	23.213	2'31.866	122,9	14:22'22.805
12	25.523	22.522	26.682	21.101	1'35.828	216,4	14:23'58.633
13	25.216	22.569	26.382	21.126	1'35.293	**217,7**	14:25'33.926
14	24.962	22.565	26.573	18.732	1'32.832P	217,3	14:27'06.758
			Daniel Zampieri				
15	1'57.381	22.450	26.412	21.018	3'07.261P	216,0	14:30'14.019
16	25.166	22.256	**26.294**	21.117	1'34.833	216,9	14:31'48.852
17	24.933	22.250	26.549	21.391	1'35.123	216,4	14:33'23.975
18	25.860	22.452	27.194	21.729	1'37.235	217,3	14:35'01.210
19	25.864	22.510	26.456	21.128	1'35.958	216,4	14:36'37.168
20	24.937	**22.182**	26.368	21.011	**1'34.498**	216,9	14:38'11.666
21	26.227	22.623	26.339	21.033	1'36.222	216,9	14:39'47.888
22	24.902	22.389	26.402	**20.977**	1'34.670	216,4	14:41'22.558
23	25.039	22.386	26.330	21.129	1'34.884	217,3	14:42'57.442
24	24.962	22.272	26.455	21.242	1'34.931	217,3	14:44'32.373
25	25.089	22.322	26.481	21.299	1'35.191	216,9	14:46'07.564
26	25.246	22.402	26.396	21.063	1'35.107	216,4	14:47'42.671
27	25.064	22.675	27.837	22.437	1'38.013	216,9	14:49'20.684
28	27.172	26.257	30.937	23.195	1'47.561	198,5	14:51'08.245
29	28.437	23.403	26.705	21.408	1'39.953	215,6	14:52'48.198
30	25.959	22.746	26.764	21.445	1'36.914	216,4	14:54'25.112
31	25.778	24.012	27.077	21.636	1'38.503	216,9	14:56'03.615
32	25.668	22.784	27.180	21.822	1'37.454	216,4	14:57'41.069
33	25.539	22.862	27.225	21.614	1'37.240	216,4	14:59'18.309
34	25.803	22.756	27.151	21.706	1'37.416	217,3	15:00'55.725
35	25.927	22.841	26.967	21.750	1'37.485	217,3	15:02'33.210

Tempo di gara 59'40.778

81 Easy Race (1'37.143)

Giro	Seg.1	Seg.2	Seg.3	Seg.4	T. Giro	km/h	Local Time
			Marco Magli				
1		23.673	27.423	22.096	1'46.355	219,1	14:04'38.787

16/06/2018 **P = Box In/Out - C = Tempo Invalidato**

Panta Molgroup Racing Fuel
Magneti Marelli
Auto Sprint
Pirelli

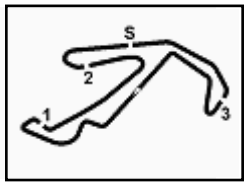

Aci Racing Weekend 15-16-17 Giugno 2018

C.I. Gran Turismo - Analisi Tempi Gara 1

Misano World Circuit 4.226 m

Start at 14:02'52.432

2	25.900	23.046	26.899	21.674	1'37.519	**220,4**	14:06'16.306
3	25.975	**22.895**	26.858	21.688	1'37.416	219,1	14:07'53.722
4	25.977	23.010	26.844	21.777	1'37.608	219,1	14:09'31.330
5	25.807	22.920	**26.775**	**21.641**	**1'37.143**	220,0	14:11'08.473
6	**25.604**	23.591	26.840	21.857	1'37.892	**220,4**	14:12'46.365
7	25.884	23.118	26.854	21.722	1'37.578	219,5	14:14'23.943

Tempo di gara 11'31.511

98 Nova Race (1'36.756)

Giro	Seg.1	Seg.2	Seg.3	Seg.4	T. Giro	km/h	Local Time
			Matteo Cressoni				
1		23.811	27.012	22.077	1'45.682	213,0	14:04'38.114
2	25.638	23.113	26.819	21.736	1'37.306	**214,7**	14:06'15.420
3	25.514	23.000	26.985	21.684	1'37.183	213,9	14:07'52.603
4	25.500	23.061	26.834	21.673	1'37.068	213,9	14:09'29.671
5	25.764	23.239	26.948	21.568	1'37.519	213,4	14:11'07.190
6	25.797	24.882	27.001	21.879	1'39.559	213,4	14:12'46.749
7	25.884	23.140	26.967	21.851	1'37.842	**214,7**	14:14'24.591
8	25.717	23.075	27.341	21.851	1'37.984	212,6	14:16'02.575
9	25.677	23.845	29.917	23.050	1'42.489	211,8	14:17'45.064
10	27.030	25.609	48.173	31.538	2'12.350	98,2	14:19'57.414
11	38.363	37.439	51.913	25.620	2'33.335	122,3	14:22'30.749
12	27.004	23.398	27.512	23.068	1'40.982	**214,7**	14:24'11.731
13	25.639	22.910	**26.798**	**21.409**	**1'36.756**	213,4	14:25'48.487
14	**25.448**	**22.849**	26.871	21.574	1'36.742P	212,2	14:27'25.229
			Luca Magnoni				
15	2'17.666	24.974	29.047	25.093	3'36.780P	208,1	14:31'02.009
16	31.460	29.424	34.978	27.818	2'03.680	169,0	14:33'05.689
17	32.851	30.989	37.927	30.479	2'12.246	157,9	14:35'17.935
18	34.281	34.522	42.363	32.054	2'23.220	118,9	14:37'41.155
19	37.847	38.352	47.533	34.584	2'38.316	90,6	14:40'19.471
20	41.621	40.087	48.301	36.628	2'46.637	99,4	14:43'06.108
21	42.629	42.336	49.112	38.691	2'52.768	104,4	14:45'58.876
22	49.496	41.123	53.393	34.959	2'58.971P	102,0	14:48'57.847

Tempo di gara 46'05.415

102 Antonelli Motorsport (1'37.018)

Giro	Seg.1	Seg.2	Seg.3	Seg.4	T. Giro	km/h	Local Time
			Alain Valente				
1		23.297	27.174	21.850	1'44.754	219,5	14:04'37.186
2	25.904	23.087	26.891	**21.592**	1'37.474	221,3	14:06'14.660
3	25.754	22.910	26.851	21.662	1'37.177	220,4	14:07'51.837
4	25.762	22.991	26.859	21.609	1'37.221	221,3	14:09'29.058
5	26.007	22.930	26.997	21.740	1'37.674	221,3	14:11'06.732
6	26.294	23.861	26.941	21.841	1'38.937	221,3	14:12'45.669
7	26.018	22.840	26.812	21.788	1'37.458	221,8	14:14'23.127
8	25.959	22.928	26.823	22.072	1'37.782	221,8	14:16'00.909
9	26.253	23.902	29.621	23.291	1'43.067	220,9	14:17'43.976
10	27.467	25.595	47.599	31.287	2'11.948	109,2	14:19'55.924
11	38.923	37.627	51.818	25.809	2'34.177	128,7	14:22'30.101
12	26.827	23.239	27.266	21.729	1'39.061	222,2	14:24'09.162
13	25.881	22.775	**26.666**	21.774	1'37.096	221,8	14:25'46.258
14	25.759	**22.714**	26.892	21.653	**1'37.018**	**222,7**	14:27'23.276
15	**25.733**	22.902	26.814	22.049	1'37.498	**222,7**	14:29'00.774
16	26.016	22.802	28.256	21.746	1'38.820	194,2	14:30'39.594
17	25.872	22.812	26.865	21.670	1'37.219	221,8	14:32'16.813
18	25.888	22.783	26.984	20.465	1'36.120P	221,8	14:33'52.933
			Pietro Perolini				
19	1'39.987	23.592	27.467	22.916	2'53.962P	219,5	14:36'46.895
20	26.474	23.345	27.778	22.826	1'40.423	219,5	14:38'27.318
21	27.178	23.206	27.360	22.186	1'39.930	219,1	14:40'07.248
22	26.214	22.840	27.179	23.638	1'39.871	220,9	14:41'47.119
23	26.724	23.660	27.857	22.330	1'40.571	219,1	14:43'27.690
24	26.363	23.049	27.382	22.162	1'38.956	220,4	14:45'06.646
25	26.380	23.121	27.469	22.193	1'39.163	220,9	14:46'45.809
26	26.960	22.916	27.240	22.372	1'39.488	221,8	14:48'25.297
27	27.119	23.686	27.776	22.366	1'40.947	220,4	14:50'06.244
28	26.331	23.225	27.314	22.139	1'39.009	221,3	14:51'45.253
29	26.240	23.010	27.622	22.555	1'39.427	220,9	14:53'24.680
30	26.749	23.219	28.187	22.285	1'40.440	220,0	14:55'05.120
31	26.611	23.335	27.277	22.007	1'39.230	221,8	14:56'44.350
32	26.228	22.971	27.475	22.585	1'39.259	**222,7**	14:58'23.609
33	26.573	23.132	27.255	22.194	1'39.154	221,3	15:00'02.763
34	26.722	22.972	27.313	22.357	1'39.364	221,8	15:01'42.127
35	26.691	23.292	27.219	22.945	1'40.147	221,8	15:03'22.274

ıpo di gara 1:00'29.842 + 1'19.068Pen

103 Antonelli Motorsport (1'38.506)

Giro	Seg.1	Seg.2	Seg.3	Seg.4	T. Giro	km/h	Local Time
			Marco Cenedese				
1		24.754	28.813	24.246	1'53.343	217,7	14:04'45.775
2	28.206	23.796	27.716	22.709	1'42.427	220,9	14:06'28.202
3	26.209	23.593	27.164	22.250	1'39.216	219,5	14:08'07.418
4	26.254	23.800	27.257	22.407	1'39.718	220,4	14:09'47.136
5	26.019	23.666	27.054	22.662	1'39.401	221,3	14:11'26.537
6	26.185	23.624	27.031	22.574	1'39.414	220,4	14:13'05.951
7	26.880	23.608	27.094	22.415	1'39.997	221,3	14:14'45.948
8	26.134	23.402	27.953	23.772	1'41.261	220,0	14:16'27.209
9	28.640	23.888	28.987	22.822	1'44.337	219,5	14:18'11.546
10	26.338	23.541	27.806	28.854	1'46.539	220,9	14:19'58.085
11	38.628	36.983	52.090	25.776	2'33.477	117,6	14:22'31.562
12	27.311	23.586	27.308	23.129	1'41.334	220,9	14:24'12.896
13	27.385	24.302	26.991	22.443	1'41.121	219,5	14:25'54.017
14	26.229	23.497	27.035	22.290	1'39.051	220,4	14:27'33.068
15	26.128	**23.296**	26.919	22.168	1'38.511	219,1	14:29'11.579
16	**25.956**	23.415	27.014	22.250	1'38.635	219,1	14:30'50.214
17	26.124	23.364	26.891	**22.127**	**1'38.506**	220,9	14:32'28.720
18	26.429	23.311	**26.888**	22.319	1'38.947	220,4	14:34'07.667
19	26.416	23.741	27.184	25.063	1'42.404P	**221,8**	14:35'50.071
			Simone Sartori				
20	1'46.183	24.199	28.967	23.781	3'03.130P	214,3	14:38'53.201
21	27.784	24.195	28.641	23.357	1'43.977	214,7	14:40'37.178
22	27.795	24.596	28.433	23.252	1'44.076	216,0	14:42'21.254
23	27.426	24.235	28.507	23.501	1'43.669	214,7	14:44'04.923
24	27.806	24.460	29.376	23.313	1'44.955	218,2	14:45'49.878
25	28.418	24.480	28.973	23.173	1'45.044	216,0	14:47'34.922
26	28.629	24.470	28.746	24.622	1'46.467	215,6	14:49'21.389
27	27.868	24.977	29.473	23.471	1'45.789	216,4	14:51'07.178
28	28.948	26.511	29.864	24.031	1'49.354	215,1	14:52'56.532
29	28.866	24.503	29.157	24.114	1'46.640	215,1	14:54'43.172
30	27.858	24.289	28.502	23.110	1'43.759	215,1	14:56'26.931
31	27.435	23.814	28.783	23.133	1'43.165	217,7	14:58'10.096
32	27.597	24.384	28.568	23.078	1'43.627	217,3	14:59'53.723
33	27.632	23.943	28.635	23.098	1'43.308	216,9	15:01'37.031
34	27.823	24.212	29.085	23.264	1'44.384	216,4	15:03'21.415

Tempo di gara 1:00'28.983

104 Antonelli Motorsport (1'37.684)

Giro	Seg.1	Seg.2	Seg.3	Seg.4	T. Giro	km/h	Local Time
			Pierluigi Alessandri				
1		24.191	27.761	23.000	1'58.718	220,4	14:04'51.150
2	27.029	24.244	27.339	22.597	1'41.209	222,2	14:06'32.359
3	26.694	23.200	27.478	23.156	1'40.528	**224,1**	14:08'12.887
4	26.715	23.331	27.134	22.463	1'39.643	222,2	14:09'52.530
5	26.307	23.349	26.966	22.210	1'38.832	222,7	14:11'31.362
6	26.198	23.285	27.100	22.390	1'38.973	222,2	14:13'10.335
7	26.383	23.273	26.955	22.282	1'38.893	223,1	14:14'49.228
8	26.859	23.496	27.255	22.552	1'40.162	222,7	14:16'29.390
9	27.161	23.899	29.141	22.981	1'43.182	220,4	14:18'12.572
10	26.958	23.680	27.712	28.067	1'46.417	220,4	14:19'58.989
11	39.121	36.503	52.540	24.672	2'32.836	104,0	14:22'31.825
12	27.591	23.425	27.433	23.172	1'41.621	221,8	14:24'13.446

16/06/2018 **P = Box In/Out - C = Tempo Invalidato**

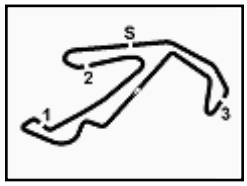

Aci Racing Weekend 15-16-17 Giugno 2018

C.I. Gran Turismo - Analisi Tempi Gara 1

Misano World Circuit 4.226 m

Start at 14:02'52.432

13	27.114	23.434	26.980	22.371	1'39.899	221,8	14:25'53.345
14	26.296	23.391	27.024	26.054	1'42.765P	220,4	14:27'36.110
15	1'43.100	23.477	26.915	22.482	2'55.974P	221,3	14:30'32.084
16	26.225	23.310	26.873	22.382	1'38.790	222,2	14:32'10.874
17	**25.924**	**22.926**	26.929	**21.905**	**1'37.684**	222,7	14:33'48.558
18	26.431	23.325	27.035	23.577	1'40.368	221,8	14:35'28.926
19	26.617	23.263	27.053	22.407	1'39.340	222,7	14:37'08.266
20	26.227	23.280	26.829	22.516	1'38.852	223,6	14:38'47.118
21	26.679	23.508	27.251	22.797	1'40.235	221,8	14:40'27.353
22	26.532	23.330	27.047	22.343	1'39.252	222,7	14:42'06.605
23	26.264	23.147	26.952	22.532	1'38.895	222,7	14:43'45.500
24	26.998	23.607	27.028	22.386	1'40.019	223,1	14:45'25.519
25	26.628	23.281	27.338	22.485	1'39.732	220,9	14:47'05.251
26	26.543	23.227	27.213	22.158	1'39.141	220,9	14:48'44.392
27	26.780	23.214	26.888	22.606	1'39.488		14:50'23.880
28	26.612	23.453	27.059	22.376	1'39.500	223,1	14:52'03.380
29	26.361	23.460	27.177	22.262	1'39.260	222,2	14:53'42.640
30	26.538	23.142	**26.810**	22.250	1'38.740	**224,1**	14:55'21.380
31	26.794	23.330	26.910	22.316	1'39.350	223,1	14:57'00.730
32	26.655	24.805	27.049	22.375	1'40.884	221,3	14:58'41.614
33	26.369	23.323	26.919	22.556	1'39.167	**224,1**	15:00'20.781
34	26.409	23.482	29.285	22.109	1'41.285	215,6	15:02'02.066

Tempo di gara 59'09.634

163 Merendino Michele (1'39.556)

Giro	Seg.1	Seg.2	Seg.3	Seg.4	T. Giro	km/h	Local Time
			Michele Merendino				
1		24.858	28.426	24.521	1'52.955	211,4	14:04'45.387
2	27.843	24.155	28.009	23.709	1'43.716	210,5	14:06'29.103
3	27.206	24.486	28.283	24.257	1'44.232	209,7	14:08'13.335
4	27.135	23.937	28.005	22.724	1'41.801	210,1	14:09'55.136
5	27.110	23.973	27.986	22.558	1'41.627	210,5	14:11'36.763
6	26.933	23.886	27.946	22.830	1'41.595	210,9	14:13'18.358
7	27.047	23.942	27.788	22.743	1'41.520	211,4	14:14'59.878
8	27.144	23.838	28.096	24.911	1'43.989	209,3	14:16'43.867
9	28.986	25.287	29.497	22.996	1'46.766	209,7	14:18'30.633
10	27.338	24.146	28.603	23.167	1'43.254	210,5	14:20'13.887
11	28.369	33.708	52.045	24.421	2'18.543	101,4	14:22'32.430
12	27.916	24.307	28.127	22.991	1'43.341	210,9	14:24'15.771
13	27.031	23.887	27.860	22.724	1'41.502	212,2	14:25'57.273
14	28.046	24.119	29.049	25.235	1'46.449P	211,8	14:27'43.722
			Davide Di Benedetto				
15	2'09.818	24.096	28.328	22.969	3'25.211P	210,5	14:31'08.933
16	27.769	24.071	27.904	22.427	1'42.171	209,7	14:32'51.104
17	26.515	23.747	27.771	22.429	1'40.462	210,5	14:34'31.566
18	26.375	23.610	27.617	22.297	1'39.899	210,9	14:36'11.465
19	26.389	23.703	28.648	22.457	1'41.197	191,8	14:37'52.662
20	26.515	24.050	27.859	22.610	1'41.034	211,4	14:39'33.696
21	**26.252**	23.543	27.722	22.315	1'39.832	210,1	14:41'13.528
22	27.312	23.923	27.903	22.788	1'41.926	210,9	14:42'55.454
23	26.315	24.110	27.782	22.645	1'40.852	211,4	14:44'36.306
24	26.347	23.607	27.700	22.290	1'39.944	212,2	14:46'16.250
25	26.387	23.625	28.078	23.233	1'41.323	210,5	14:47'57.573
26	26.869	24.255	27.814	22.468	1'41.406	211,4	14:49'38.979
27	26.334	23.680	27.621	22.413	1'40.048	211,4	14:51'19.027
28	27.486	23.688	28.470	22.585	1'42.229	**213,0**	14:53'01.256
29	26.345	**23.527**	28.126	22.783	1'40.781	211,4	14:54'42.037
30	26.346	23.537	**27.486**	**22.187**	**1'39.556**	211,8	14:56'21.593
31	26.406	23.690	27.832	22.526	1'40.454	212,6	14:58'02.047
32	26.541	24.035	27.713	22.534	1'40.823	211,4	14:59'42.870
33	26.303	23.576	27.746	22.481	1'40.106	212,2	15:01'22.976
34	26.526	23.795	27.790	22.377	1'40.488	211,8	15:03'03.464

Tempo di gara 1:00'11.032

169 Ebimotors (1'43.645)

Giro	Seg.1	Seg.2	Seg.3	Seg.4	T. Giro	km/h	Local Time
			Francesco La Mazza				
1		24.949	28.879	24.237	1'52.855	205,7	14:04'45.287
2	28.414	24.719	**27.940**	23.306	1'44.379	207,3	14:06'29.666
3	**27.092**	24.495	28.832	23.457	1'43.876	206,9	14:08'13.542
4	27.449	24.375	28.452	23.369	**1'43.645**	208,5	14:09'57.187
5	28.667	25.294	28.494	**22.906**	1'45.361	206,5	14:11'42.548
6	27.377	**23.954**	28.523	27.887	1'47.741P	207,7	14:13'30.289
7	53.322	24.321	28.278	24.421	2'10.342P	207,3	14:15'40.631
8	28.793	24.373	29.378	26.017	1'48.561	206,9	14:17'29.192
9	29.850	34.030	47.680	32.133	2'23.693	109,4	14:19'52.885
10	38.175	38.243	52.132	25.995	2'34.545	99,7	14:22'27.430
11	27.776	24.619	28.355	23.760	1'44.510	207,3	14:24'11.940
12	28.146	25.045	28.498	23.209	1'44.898	208,5	14:25'56.838
13	27.872	24.458	28.281	23.181	1'43.792	208,5	14:27'40.630
14	28.417	24.304	28.510	23.135	1'44.366	208,5	14:29'24.996
15	27.595	24.377	28.561	23.233	1'43.766	207,3	14:31'08.762
16	28.255	24.202	28.393	23.136	1'43.986	207,3	14:32'52.748
17	27.380	24.316	28.312	27.829	1'47.837P	208,5	14:34'40.585
			Giuseppe Nicolosi				
18	2'05.707	25.980	31.938	25.222	3'28.847P	204,5	14:38'09.432
19	30.592	26.456	28.985	24.215	1'50.248	208,1	14:39'59.680
20	27.985	25.283	29.647	24.933	1'47.848	207,3	14:41'47.528
21	28.097	24.928	28.833	24.371	1'46.229	208,1	14:43'33.757
22	28.170	25.391	29.118	24.637	1'47.316	207,3	14:45'21.073
23	28.430	25.767	29.902	24.608	1'48.707	207,7	14:47'09.780
24	28.471	25.178	30.116	24.733	1'48.498	206,1	14:48'58.278
25	28.430	26.275	29.076	24.437	1'48.218	209,3	14:50'46.496
26	29.090	24.781	29.263	24.636	1'47.770	207,7	14:52'34.266
27	28.256	25.138	29.290	24.548	1'47.232	207,3	14:54'21.498
28	28.927	26.833	29.677	25.175	1'50.612	208,1	14:56'12.110
29	28.865	25.431	28.798	24.451	1'47.545	208,9	14:57'59.655
30	28.304	25.352	28.732	24.571	1'46.959	**209,7**	14:59'46.614
31	28.398	25.018	29.282	24.764	1'47.462	208,5	15:01'34.076
32	28.728	26.308	29.749	26.000	1'50.785	209,3	15:03'24.861

Tempo di gara 1:00'32.429

176 Pisani Eugenio (1'41.411)

Giro	Seg.1	Seg.2	Seg.3	Seg.4	T. Giro	km/h	Local Time
			Vincenzo Sauto				
1		24.974	28.490	24.459	1'52.450	202,2	14:04'44.882
2	27.490	24.344	28.166	23.216	1'43.216	207,7	14:06'28.098
3	28.033	24.352	28.515	23.266	1'44.166	210,9	14:08'12.264
4	27.891	24.903	28.062	23.831	1'44.687	207,7	14:09'56.951
5	45.246	26.307	29.511	23.631	2'04.695	206,1	14:12'01.646
6	27.888	24.401	28.828	23.780	1'44.897	206,9	14:13'46.543
7	27.934	24.545			1'46.578	208,1	14:15'33.121
8	27.820	24.453	32.289	25.215	1'49.777	208,5	14:17'22.898
9	28.253	25.317	28.791	23.819	1'46.180	203,8	14:19'09.078
10	27.865	24.700	29.177	23.509	1'45.251	208,9	14:20'54.329
11	27.574	24.342	28.775	23.601	1'44.292	204,2	14:22'38.621
12	27.304	25.394	29.749	23.311	1'45.758	209,7	14:24'24.379
13	27.278	24.534	28.842	23.393	1'44.047	**211,4**	14:26'08.426
14	28.509	24.818	28.825	24.352	1'46.504P	208,5	14:27'54.930
			Eugenio Pisani				
15	2'12.173	23.762			3'27.235P	208,1	14:31'22.165
16	27.223	**23.587**	27.822	22.868	1'41.500	208,1	14:33'03.665
17	27.103	23.943	28.195	23.008	1'42.249	205,3	14:34'45.914
18	27.105	23.888	27.942	23.407	1'42.342	208,5	14:36'28.256
19	27.266	23.739	27.924	22.676	1'41.605	208,9	14:38'09.861
20	27.734	24.048	**27.727**	22.548	1'42.057	209,3	14:39'51.918
21	28.498	24.326	27.924	22.795	1'43.543	209,3	14:41'35.461
22	27.125	23.644	28.554	22.542	1'41.865	208,9	14:43'17.326
23	28.160	23.980	28.056	22.646	1'42.842	207,7	14:45'00.168
24	27.176	23.910	28.147	22.704	1'41.937	208,9	14:46'42.105
25	27.245	23.926	28.296	23.023	1'42.490	206,5	14:48'24.595

16/06/2018 **P = Box In/Out - C = Tempo Invalidato**

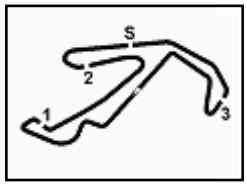

Aci Racing Weekend 15-16-17 Giugno 2018

C.I. Gran Turismo - Analisi Tempi Gara 1

Misano World Circuit 4.226 m

Start at 14:02'52.432

26	28.767	24.138	28.094	22.685	1'43.684	208,1	14:50'08.279
27	27.241	24.106	28.092	22.664	1'42.103	208,1	14:51'50.382
28	**27.041**	23.882	27.978	**22.510**	**1'41.411**	208,9	14:53'31.793
29	27.390	23.836	28.030	22.762	1'42.018	208,5	14:55'13.811
30	27.510	24.502	28.609	22.950	1'43.571	207,3	14:56'57.382
31	27.762	25.001	31.084	23.335	1'47.182	205,3	14:58'44.564
32	31.250	24.862	29.775	23.815	1'49.702	198,9	15:00'34.266
33	29.235	26.193	31.758	25.850	1'53.036	187,5	15:02'27.302

Tempo di gara 59'34.870

206 Nova Race (1'46.561)

Giro	Seg.1	Seg.2	Seg.3	Seg.4	T. Giro	km/h	Local Time
			Luca Magnoni				
1		26.246	30.513	24.089	1'57.152	184,6	14:04'49.584
2	28.207	26.139	30.473	23.849	1'48.668	186,5	14:06'38.252
3	28.047	26.182	30.433	24.038	1'48.700	186,5	14:08'26.952
4	28.194	25.783	30.304	24.051	1'48.332	185,9	14:10'15.284
5	28.274	26.105	30.515	23.961	1'48.855	185,2	14:12'04.139
6	28.032	25.890	30.613	24.147	1'48.682	186,9	14:13'52.821
7	28.131	25.853	30.726	24.976	1'49.686	184,6	14:15'42.507
8	28.241	26.089	32.682	25.431	1'52.443	184,9	14:17'34.950
9	30.021	29.750	47.540	31.735	2'19.046	110,0	14:19'53.996
10	37.949	38.183	52.158	26.373	2'34.663	100,2	14:22'28.659
11	31.164	27.109	30.416	24.033	1'52.722	187,2	14:24'21.381
12	28.306	25.893	30.444	24.109	1'48.752	186,9	14:26'10.133
13	28.211	26.186	30.733	23.516	1'48.646P	187,5	14:27'58.779
			Matteo Cressoni				
14	2'12.854	25.830	30.108	23.907	3'32.699P	187,5	14:31'31.478
15	27.868	25.446	29.872	23.784	1'46.970	188,2	14:33'18.448
16	**27.815**	25.299	30.790	23.530	1'47.434	188,2	14:35'05.882
17	27.923	25.501	30.536	23.563	1'47.523	188,2	14:36'53.405
18	27.929	**25.270**	30.830	23.561	1'47.590	**190,5**	14:38'40.995
19	27.883	25.361	30.007	24.328	1'47.579	188,8	14:40'28.574
20	28.107	25.413	29.998	**23.478**	1'46.996	188,5	14:42'15.570
21	27.919	25.496	**29.851**	23.704	1'46.970	188,5	14:44'02.540
22	27.858	25.486	30.012	23.898	1'47.254	187,8	14:45'49.794
23	28.894	25.768	29.938	24.712	1'49.312	189,5	14:47'39.106
24	27.873	25.481	29.857	23.578	1'46.789	189,1	14:49'25.895
25	27.974	25.814	30.194	25.300	1'49.282	188,5	14:51'15.177
26	28.139	25.412	30.363	23.896	1'47.810	189,8	14:53'02.987
27	27.851	25.346	29.881	23.483	**1'46.561**	189,1	14:54'49.548
28	28.063	25.852	30.172	24.149	1'48.236	188,8	14:56'37.784
29	28.225	25.701	30.314	23.653	1'47.893	187,5	14:58'25.677
30	27.855	25.624	30.264	24.072	1'47.815	189,1	15:00'13.492
31	29.786	25.903	31.903	25.658	1'53.250	188,8	15:02'06.742

Tempo di gara 59'14.310

207 Nova Race (1'46.562)

Giro	Seg.1	Seg.2	Seg.3	Seg.4	T. Giro	km/h	Local Time
			Henri Kauppi				
1		26.031	30.426	23.995	1'56.497	188,2	14:04'48.929
2	27.782	26.522	30.152	23.459	1'47.915	189,5	14:06'36.844
3	27.727	**25.471**	**29.920**	23.444	**1'46.562**	189,5	14:08'23.406
4	**27.634**	25.594	30.092	**23.259**	1'46.579	188,8	14:10'09.985
5	28.379	25.836	29.956	23.440	1'47.611	189,1	14:11'57.596
6	27.995	25.710	30.063	23.480	1'47.248	188,8	14:13'44.844
7	28.277	26.080	30.051	24.402	1'48.810	190,1	14:15'33.654
8	28.211	26.016	33.606	27.115	1'54.948	189,1	14:17'28.602
9	29.006	34.240	47.117	32.464	2'22.827	113,0	14:19'51.429
10	38.514	38.172	52.012	25.553	2'34.251	117,8	14:22'25.680
11	28.559	26.622	30.784	24.111	1'50.076	190,1	14:24'15.756
12	28.428	26.034	29.980	23.719	1'48.161	188,8	14:26'03.917
13	28.103	25.685	29.936	23.684	1'47.408	189,8	14:27'51.325
14	27.960	25.666	30.152	23.696	1'47.474	189,8	14:29'38.799
15	28.879	25.944	29.933	22.970	1'47.726P	189,5	14:31'26.525
			Alessandro Marchetti				
16	2'11.899	26.823	31.148	24.441	3'34.311P	188,2	14:35'00.836
17	29.249	26.320	30.775	25.177	1'51.521	189,5	14:36'52.357
18	28.130	25.683	31.870	24.129	1'49.812	188,5	14:38'42.169
19	29.557	26.934	31.282	24.327	1'52.100	188,2	14:40'34.269
20	28.737	27.485	30.859	24.382	1'51.463	190,1	14:42'25.732
21	28.461	25.903	30.786	24.371	1'49.521	188,5	14:44'15.253
22	28.386	25.990	31.162	24.744	1'50.282	188,8	14:46'05.535
23	29.407	25.806	30.796	24.672	1'50.681	188,8	14:47'56.216
24	31.599	25.886	30.831	24.147	1'52.463	188,8	14:49'48.679
25	28.749	26.082	30.691	24.493	1'50.015	189,1	14:51'38.694
26	28.959	26.466	31.528	24.355	1'51.308	**190,5**	14:53'30.002
27	29.944	25.860	31.498	24.315	1'51.617	186,5	14:55'21.619
28	28.653	26.577	30.641	25.531	1'51.402	189,8	14:57'13.021
29	29.114	25.885	30.803	24.460	1'50.262	188,8	14:59'03.283
30	28.910	25.944	30.899	24.469	1'50.222	188,8	15:00'53.505
31	33.158	26.647	31.082	25.409	1'56.296	189,1	15:02'49.801

Tempo di gara 59'57.369

P = Box In/Out - C = Tempo Invalidato

Powered by FICr PERUGIATIMING
Panta Molgroup Racing Fuel
Magneti Marelli
Auto Sprint
Pirelli