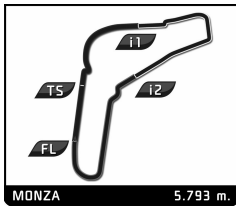


C.I. Gran Turismo ACI Racing Weekend, Monza 05-06-07 Ottobre 2018 Race 1

Sector Analysis

■ Personal Best ■ Session Best B Crossing the finish line in pit lane

Lap	D	Time	Sector 1	Sector 2	Sector 3	T. Spd	Elapsed	Lap	D	Time	Sector 1	Sector 2	Sector 3	T. Spd	Elapsed	
3	Easy Race 1.David MANCINELLI 2.Andrea FONTANA							Ferrari 488 GT3								
	1	1	2:00.682	37.377	41.570	41.735	208.3	2:00.682	15	2	3:09.045	1:02.659	1:01.777	1:04.609	99.4	33:29.253
	2	1	2:01.922	38.385	41.094	42.443	217.4	4:02.604	16	2	3:01.358	54.317	59.359	1:07.682	114.2	36:30.611
	3	1	2:00.661	38.021	40.723	41.917	226.0	6:03.265	17	2	2:10.203	41.269	44.300	44.634	203.6	38:40.814
	4	1	1:59.828	38.046	40.391	41.391	216.1	8:03.093	18	2	2:07.404	40.512	43.789	43.103	190.7	40:48.218
	5	1	2:00.879	37.598	40.999	42.282	217.9	10:03.972	19	2	2:05.129	39.140	43.631	42.358	219.2	42:53.347
	6	1	1:59.835	37.299	40.650	41.886	221.4	12:03.807	20	2	2:06.425	39.518	43.709	43.198	195.5	44:59.772
	7	1	2:03.312	38.497	42.311	42.504	218.3	14:07.119	21	2	2:08.842	40.335	43.799	44.708	195.5	47:08.614
	8	1	2:01.505	38.558	41.291	41.656	232.3	16:08.624	22	2	2:10.340	41.371	43.911	45.058	186.2	49:18.954
	9	1	2:00.785	37.356	41.824	41.605	240.0	18:09.409	23	2	2:12.590	41.710	46.095	44.785	193.8	51:31.544
	10	1	1:59.672	37.200	40.665	41.807	232.3	20:09.081	16 Imperiale Racing 1.Vito POSTIGLIONE 2.Karol BASZ Lamborghini Huracan GT3							
	11	1	2:06.262 B	36.968	41.206	48.088	224.6	22:15.343								
7	Audi Sport Italia 1.Bar BARUCH 2.Mattia DRUDI							Audi R8 LMS GT3								
	1	1	2:00.878	38.278	40.854	41.746	192.8	2:00.878	1	2	2:00.262	37.141	41.400	41.721	218.8	2:00.262
	2	1	2:00.929	37.972	41.531	41.426	236.3	4:01.807	2	2	2:01.369	38.143	41.706	41.520	231.3	4:01.631
	3	1	2:00.428	37.821	41.332	41.275	238.4	6:02.235	3	2	2:01.193	38.457	41.043	41.693	227.4	6:02.824
	4	1	1:59.159	37.414	40.279	41.466	230.3	8:01.394	4	2	2:00.252	37.307	40.396	42.549	233.8	8:03.076
	5	1	1:58.685	37.086	40.291	41.308	248.8	10:00.079	5	2	2:01.934	38.076	41.143	42.715	211.1	10:05.010
	6	1	1:58.932	37.149	40.330	41.453	229.9	11:59.011	6	2	2:00.284	36.886	41.291	42.107	234.8	12:05.294
	7	1	1:59.684	37.235	41.052	41.397	231.3	13:58.695	7	2	2:01.027	37.207	42.113	41.707	240.0	14:06.321
	8	1	1:59.392	37.115	40.784	41.493	246.0	15:58.087	8	2	2:00.191	36.827	41.288	42.076	255.8	16:06.512
	9	1	1:58.865	36.981	40.361	41.523	247.1	17:56.952	9	2	1:59.208	36.532	40.782	41.894	260.1	18:05.720
	10	1	1:59.282	37.031	40.842	41.409	209.1	19:56.234	10	2	2:06.180 B	36.595	41.786	47.799	252.3	20:11.900
	11	1	2:05.393 B	36.607	40.484	48.302	246.5	22:01.627	11	1	3:34.689	2:14.109	40.541	40.039	191.4	23:46.589
	12	2	3:30.298	2:10.267	40.412	39.619	201.0	25:31.925	12	1	1:54.386	35.824	38.551	40.011	238.4	25:40.975
	13	2	1:58.937	37.997	40.788	40.152	224.6	27:30.862	13	1	2:00.173	38.426	40.562	41.185	208.3	27:41.148
14	2	2:41.160	48.659	44.361	1:08.140	136.8	30:12.022	14	1	2:31.808	39.716	43.270	1:08.822	173.4	30:12.956	
15	2	3:09.972	1:01.762	1:02.732	1:05.478	97.6	33:21.994	15	1	3:09.949	1:02.192	1:02.113	1:05.644	98.7	33:22.905	
16	2	3:03.191	54.891	59.461	1:08.839	120.5	36:25.185	16	1	3:03.274	55.059	59.171	1:09.044	140.8	36:26.179	
17	2	2:02.843	37.031	42.756	43.056	243.2	38:28.028	17	1	2:03.489	36.757	43.054	43.678	224.2	38:29.668	
18	2	2:04.213	38.467	42.933	42.813	223.7	40:32.241	18	1	2:04.569	38.382	43.557	42.630	226.5	40:34.237	
19	2	2:03.322	38.399	42.819	42.104	224.2	42:35.563	19	1	2:04.109	38.433	43.327	42.349	219.6	42:38.346	
20	2	2:03.877	38.354	43.036	42.487	228.9	44:39.440	20	1	2:03.015	37.383	42.837	42.795	232.8	44:41.361	
21	2	2:05.235	38.630	43.723	42.882	221.9	46:44.675	21	1	2:05.457	38.795	42.658	44.004	216.6	46:46.818	
22	2	2:06.182	38.960	43.510	43.712	223.7	48:50.857	22	1	2:07.278	39.725	43.027	44.526	216.6	48:54.096	
23	2	2:06.868	38.626	43.877	44.365	219.6	50:57.725	23	1	2:09.472	39.415	44.826	45.231	217.9	51:03.568	
15	BMW Team Italia 1.Stefano COMANDINI 2.Max KOEBOLT							BMW M6 GT3								
	1	1	2:01.028	38.453	41.244	41.331	211.9	2:01.028	19 Antonelli Motorsport 1.Lorenzo VEGLIA 2.Loris SPINELLI Lamborghini Huracan GT3							
	2	1	2:01.156	38.261	41.173	41.722	214.0	4:02.184								
	3	1	1:59.513	37.694	40.600	41.219	224.2	6:01.697								
	4	1	1:59.803	37.415	40.654	41.734	221.0	8:01.500								
	5	1	2:01.086	37.414	40.842	42.830	240.5	10:02.586								
	6	1	2:01.109	37.278	41.117	42.714	243.8	12:03.695								
	7	1	2:03.642	39.293	41.802	42.547	224.2	14:07.337								
	8	1	2:01.730	38.765	41.306	41.659	236.3	16:09.067								
	9	1	1:59.879	37.139	41.189	41.551	233.3	18:08.946								
	10	1	2:05.319 B	36.902	40.792	47.625	238.9	20:14.265								
	11	2	3:43.055	2:21.197	40.925	40.933	190.1	23:57.320								
	12	2	1:56.470	36.588	39.804	40.078	249.4	25:53.790								
	13	2	2:07.830	41.667	42.494	43.669	184.0	28:01.620								
14	2	2:18.588	43.490	43.816	51.282	150.2	30:20.208									
1	1	2:01.645	38.854	41.737	41.054	194.8	2:01.645									
2	1	2:01.214	38.765	40.717	41.732	214.0	4:02.859									
3	1	2:00.410	38.423	41.126	40.861	226.0	6:03.269									
4	1	1:59.456	37.864	40.396	41.196	229.4	8:02.725									
5	1	2:00.380	37.368	40.750	42.262	238.4	10:03.105									
6	1	1:59.829	37.460	40.585	41.784	237.9	12:02.934									
7	1	1:59.399	37.570	40.583	41.246	239.5	14:02.333									
8	1	1:59.163	37.125	40.961	41.077	244.3	16:01.496									
9	1	1:59.287	36.989	40.928	41.370	243.8	18:00.783									
10	1	2:00.018	36.875	41.795	41.348	255.2	20:00.801									
11	1	2:05.057 B	36.546	41.067	47.444	265.8	22:05.858									
12	2	3:41.651	2:22.174	39.881	39.596	209.5	25:47.509									
13	2	2:09.665	39.549	45.086	45.030	228.9	27:57.174									
14	2	2:20.059	42.656	45.617	51.786	168.0	30:17.233									
15	2	3:09.040	1:01.987	1:01.838	1:05.215	126.7	33:26.273									
16	2	3:03.060	53.994	59.060	1:10.006	136.6	36:29.333									
17	2	2:06.522	39.502	43.472	43.548	223.7	38:35.855									
18	2	2:04.784	39.004	42.946	42.834	211.1	40:40.639									
19	2	2:02.517	37.353	43.104	42.060	233.8	42:43.156									



C.I. Gran Turismo

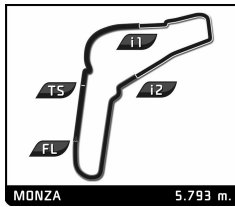
ACI Racing Weekend, Monza 05-06-07 Ottobre 2018

Race 1

Sector Analysis

Personal Best Session Best B Crossing the finish line in pit lane

Lap	D	Time	Sector 1	Sector 2	Sector 3	T. Spd	Elapsed	Lap	D	Time	Sector 1	Sector 2	Sector 3	T. Spd	Elapsed
20	2	2:03.876	38.239	43.156	42.481	236.3	44:47.032	19	1	2:05.087	38.701	43.375	43.011	213.6	42:51.392
21	2	2:07.306	38.438	43.955	44.913	221.9	46:54.338	20	1	2:07.409	39.855	43.536	44.018	202.1	44:58.801
22	2	2:14.943	40.278	47.248	47.417	194.8	49:09.281	21	1	2:09.236	39.828	44.610	44.798	197.0	47:08.037
23	2	2:21.252	41.407	55.244	44.601	201.7	51:30.533	22	1	2:09.723	39.724	44.331	45.668	205.1	49:17.760
27 Scuderia Baldini 27 Ferrari 488 Evo GT3 1.Giancarlo FISICHELLA 2.Stefano GAI								71 AF Corse Ferrari 488 GT3 1.Christopher FROGGATT 2.John SAWBRIDGE							
1	2	2:00.036	36.591	41.369	42.076	217.9	2:00.036	1	2	2:12.032	44.069	43.878	44.085	158.3	2:12.032
2	2	2:01.329	37.648	42.077	41.604	240.5	4:01.365	2	2	2:03.429	37.964	42.385	43.080	246.5	4:15.461
3	2	1:59.948	37.620	40.790	41.538	225.6	6:01.313	3	2	2:04.260	38.472	42.484	43.304	237.4	6:19.721
4	2	1:59.039	37.210	40.484	41.345	230.8	8:00.352	4	2	2:03.816	37.704	43.084	43.028	237.9	8:23.537
5	2	1:58.892	36.678	40.587	41.627	233.8	9:59.244	5	2	2:02.749	37.448	41.991	43.310	250.5	10:26.286
6	2	1:58.520	36.784	40.494	41.242	241.1	11:57.764	6	2	2:23.626	37.672	41.965	1:03.989	254.0	12:49.912
7	2	1:58.018	36.577	40.095	41.346	246.5	13:55.782	7	2	2:03.876	38.519	42.032	43.325	248.2	14:53.788
8	2	1:59.063	36.971	40.618	41.474	250.5	15:54.845	8	2	2:03.203	37.356	42.239	43.608	258.9	16:56.991
9	2	1:58.749	36.689	40.362	41.698	245.4	17:53.594	9	2	2:03.139	37.762	41.958	43.419	246.0	19:00.130
10	2	1:58.666	36.508	40.851	41.307	234.8	19:52.260	10	2	2:10.782B	37.955	42.075	50.752	204.4	21:10.912
11	2	1:58.452	36.316	40.698	41.438	250.5	21:50.712	11	1	4:07.347	2:45.101	40.995	41.251	186.8	25:18.259
12	2	2:04.585B	36.383	40.897	47.305	248.8	23:55.297	81 Easy Race Ferrari 458 Italia GT3 Light 1.Matteo DAVENIA							
13	1	4:02.936	2:36.577	42.531	43.828	193.5	27:58.233	1	1	2:09.299	41.854	43.352	44.093	185.5	2:09.299
14	1	2:20.178	42.712	45.107	52.359	156.0	30:18.411	2	1	2:05.692	38.478	43.550	43.664	219.2	4:14.991
15	1	3:09.096	1:02.058	1:01.771	1:05.267	102.1	33:27.507	3	1	2:05.139	37.890	42.893	44.356	229.4	6:20.130
16	1	3:02.174	53.723	59.070	1:09.381	152.3	36:29.681	4	1	2:07.277	39.058	43.997	44.222	208.3	8:27.407
17	1	2:08.247	39.697	44.485	44.065	209.9	38:37.928	5	1	2:06.805	38.888	43.552	44.365	217.0	10:34.212
18	1	2:06.876	39.061	44.515	43.300	205.1	40:44.804	6	1	2:04.841	38.411	42.590	43.840	216.1	12:39.053
19	1	2:05.868	38.477	44.536	42.855	215.3	42:50.672	7	1	2:04.173	37.719	42.818	43.636	232.8	14:43.226
20	1	2:05.568	38.024	44.260	43.284	225.6	44:56.240	8	1	2:05.497	39.219	42.523	43.755	244.3	16:48.723
21	1	2:09.707	39.292	45.034	45.381	212.8	47:05.947	9	1	2:05.247	37.884	43.374	43.989	243.2	18:53.970
22	1	2:10.906	39.505	45.052	46.349	204.4	49:16.853	10	1	2:04.270	37.989	42.622	43.659	224.6	20:58.240
23	1	2:16.007	41.894	48.265	45.848	192.4	51:32.860	11	1	2:03.889	38.378	41.748	43.763	228.9	23:02.129
36 Imperiale Racing Lamborghini Huracan GT3 1.Liang JIATONG 2.Raffaele GIAMMARRIA								12	1	2:15.296B	38.866	44.989	51.441	232.3	25:17.425
1	2	1:59.851	36.734	41.607	41.510	217.0	1:59.851	13	1	4:41.599	2:24.458	1:09.954	1:07.187	49.1	29:59.024
2	2	2:00.196	37.477	41.452	41.267	231.3	4:00.047	14	1	2:47.183	57.906	52.642	56.635	92.9	32:46.207
3	2	1:59.579	37.398	40.997	41.184	240.0	5:59.626	15	1	2:55.504	53.242	55.565	1:06.697	130.0	35:41.711
63 Antonelli Motorsport Lamborghini Huracan GT3 1.Daniel ZAMPIERI 2.Giacomo ALTOÈ								16	1	2:20.806	52.307	44.461	44.038	156.7	38:02.517
1	2	2:02.299	39.137	41.721	41.441	200.2	2:02.299	17	1	2:05.692	39.711	42.808	43.173	208.3	40:08.209
2	2	2:00.557	38.315	40.916	41.326	201.0	4:02.856	18	1	2:04.169	38.324	42.946	42.899	232.3	42:12.378
3	2	2:09.247B	38.461	41.578	49.208	218.3	6:12.103	19	1	2:04.202	38.154	43.048	43.000	232.3	44:16.580
4	2	2:59.564	1:38.032	39.859	41.673	210.3	9:11.667	20	1	2:04.697	38.198	42.624	43.875	227.9	46:21.277
5	2	1:56.883	36.715	39.547	40.621	233.3	11:08.550	21	1	2:06.870	38.175	44.757	43.938	227.0	48:28.147
6	2	1:55.505	36.774	38.887	39.844	248.2	13:04.055	22	1	2:04.787	38.732	42.583	43.472	220.1	50:32.934
7	2	1:55.027	36.675	38.986	39.366	234.8	14:59.082	23	1	2:05.721	38.617	43.423	43.681	217.9	52:38.655
8	2	1:56.236	36.074	38.761	41.401	248.8	16:55.318	91 AF Corse Ferrari 458 Italia GT3 Light 1.Simon MANN 2.Matteo CRESSONI							
9	2	1:56.760	35.974	39.764	41.022	228.4	18:52.078	1	1	2:15.367	45.396	44.324	45.647	144.4	2:15.367
10	2	1:53.360	35.620	38.287	39.453	255.2	20:45.438	2	1	2:08.034	39.506	43.830	44.698	209.5	4:23.401
11	2	1:54.275	35.737	38.490	40.048	247.1	22:39.713	3	1	2:06.390	38.886	43.105	44.399	195.5	6:29.791
12	2	1:54.289	35.946	38.488	39.855	255.2	24:34.002	4	1	2:04.736	38.075	42.936	43.725	220.1	8:34.527
13	2	2:03.207B	36.165	38.717	48.325	247.7	26:37.209	5	1	2:04.549	37.639	42.964	43.946	230.3	10:39.076
14	1	3:54.429	2:24.586	45.021	44.822	112.4	30:31.638	6	1	2:06.181	37.918	43.054	45.209	229.9	12:45.257
15	1	2:58.853	52.223	1:02.006	1:04.624	119.1	33:30.491	7	1	2:03.073	37.550	41.971	43.552	245.4	14:48.330
16	1	3:00.575	53.842	59.509	1:07.224	131.6	36:31.066	8	1	2:05.501	38.475	42.887	44.139	194.1	16:53.831
17	1	2:09.359	40.294	44.288	44.777	187.1	38:40.425	9	1	2:05.262	38.819	42.473	43.970	224.2	18:59.093
18	1	2:05.880	39.529	43.574	42.777	197.0	40:46.305								



C.I. Gran Turismo

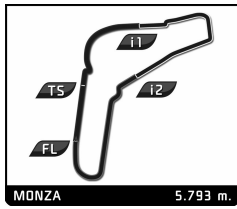
ACI Racing Weekend, Monza 05-06-07 Ottobre 2018

Race 1

Sector Analysis

Personal Best Session Best B Crossing the finish line in pit lane

Lap	D	Time	Sector 1	Sector 2	Sector 3	T. Spd	Elapsed	Lap	D	Time	Sector 1	Sector 2	Sector 3	T. Spd	Elapsed							
10	1	2:03.645	37.536	42.334	43.775	212.8	21:02.738	15	1	2:55.355	53.198	56.331	1:05.826	130.2	35:42.082							
11	1	2:02.233	36.921	41.908	43.404	254.6	23:04.971	16	1	2:22.363	52.261	44.581	45.521	137.8	38:04.445							
12	1	2:10.725	B 36.969	43.117	50.639	251.1	25:15.696	17	1	2:06.777	38.615	43.390	44.772	221.9	40:11.222							
13	2	4:52.200	3:03.103	44.553	1:04.544	132.6	30:07.896	18	1	2:07.313	40.597	43.156	43.560	240.0	42:18.535							
14	2	2:39.724	51.264	52.916	55.544	96.8	32:47.620	19	1	2:10.525	38.322	47.757	44.446	247.7	44:29.060							
15	2	2:55.562	53.859	55.964	1:05.739	103.6	35:43.182	20	1	2:07.333	38.975	43.640	44.718	202.5	46:36.393							
16	2	2:22.237	52.321	45.341	44.575	153.1	38:05.419	21	1	2:08.881	39.176	44.100	45.605	199.1	48:45.274							
17	2	2:08.848	40.674	44.190	43.984	213.2	40:14.267	22	1	2:06.893	38.721	43.761	44.411	238.9	50:52.167							
18	2	2:05.931	38.998	43.297	43.636	221.0	42:20.198	23	1	2:06.748	39.059	43.312	44.377	221.9	52:58.915							
19	2	2:06.463	38.808	43.957	43.698	220.1	44:26.661	103 Antonelli Motorsport Lamborghini Huracan														
20	2	2:08.291	40.131	43.808	44.352	218.8	46:34.952	1.Marco CENEDESE SGTCup														
21	2	2:10.244	40.145	44.249	45.850	212.8	48:45.196	2.KIKKO GALBIATI														
22	2	2:10.577	40.538	44.408	45.631	202.1	50:55.773	1	1	2:15.922	46.465	44.276	45.181	148.5	2:15.922							
23	2	2:09.595	40.188	44.553	44.854	197.3	53:05.368	2	1	2:08.371	40.315	43.520	44.536	210.7	4:24.293							
98 Nova Race Audi R8 LMS Ultra								103 Antonelli Motorsport Lamborghini Huracan														
1.Luca MAGNONI GT3 Light								1.Marco CENEDESE SGTCup														
2.Alessandro MARCHETTI								2.KIKKO GALBIATI														
1	1	2:13.970	43.966	45.008	44.996	157.8	2:13.970	3	1	2:08.693	39.347	44.471	44.875	193.8	6:32.986							
2	1	2:08.148	39.806	43.802	44.540	199.9	4:22.118	4	1	2:13.372	39.628	45.043	48.701	205.1	8:46.358							
3	1	2:05.632	38.859	43.407	43.366	210.3	6:27.750	5	1	2:27.753	56.530	45.951	45.272	73.2	11:14.111							
4	1	2:04.500	38.196	42.860	43.444	202.8	8:32.250	6	1	2:08.532	39.421	44.236	44.875	223.7	13:22.643							
5	1	2:04.739	38.201	42.211	44.327	209.5	10:36.989	7	1	2:15.199	40.264	51.069	43.866	216.6	15:37.842							
6	1	2:06.307	38.999	43.062	44.246	217.4	12:43.296	8	1	2:06.117	38.472	42.891	44.754	218.3	17:43.959							
7	1	2:02.679	37.526	41.886	43.267	221.4	14:45.975	9	1	2:24.238	54.032	43.944	46.262	117.7	20:08.197							
8	1	2:02.978	37.740	41.937	43.301	205.5	16:48.953	10	1	2:13.090	B 40.893	42.249	49.948	229.4	22:21.287							
9	1	2:03.158	38.124	42.147	42.887	208.7	18:52.111	11	2	4:36.251	3:02.920	45.800	47.531	191.4	26:57.538							
10	1	2:02.356	37.930	41.794	42.632	206.7	20:54.467	12	2	3:02.427	47.794	1:08.341	1:06.292	165.5	29:59.965							
11	1	2:02.518	37.866	41.750	42.902	214.4	22:56.985	13	2	2:47.062	58.506	52.181	56.375	84.7	32:47.027							
12	1	2:02.608	37.840	41.755	43.013	219.2	24:59.593	14	2	2:55.458	53.643	56.303	1:05.512	108.6	35:42.485							
13	1	2:12.092	B 37.907	42.271	51.914	213.2	27:11.685	15	2	3:01.567	52.491	1:19.540	49.536	146.9	38:44.052							
14	2	4:02.460	2:30.120	46.268	46.072	123.7	31:14.145	16	2	2:08.935	40.672	44.409	43.854	178.5	40:52.987							
15	2	2:17.578	40.472	43.151	53.955	182.1	33:31.723	17	2	2:05.703	39.082	43.125	43.496	186.5	42:58.690							
16	2	3:00.970	53.588	59.975	1:07.407	138.5	36:32.693	18	2	2:05.482	38.746	43.825	42.911	202.8	45:04.172							
17	2	2:10.052	40.313	44.805	44.934	182.1	38:42.745	19	2	2:04.902	38.697	42.836	43.369	202.8	47:09.074							
18	2	2:07.782	39.451	44.420	43.911	191.7	40:50.527	20	2	2:08.539	39.148	44.098	45.293	192.1	49:17.613							
19	2	2:06.317	39.513	43.662	43.142	198.4	42:56.844	21	2	2:07.108	39.393	43.786	43.929	210.7	51:24.721							
20	2	2:06.591	38.704	44.664	43.223	208.7	45:03.435	132 Bonaldi Motorsport Lamborghini Super Trofeo EVO														
21	2	2:06.920	39.336	44.011	43.573	189.7	47:10.355	1.Xu XU SGTCup														
22	2	2:33.924	1:05.401	44.199	44.324	193.8	49:44.279	2.Milos PAVLOVIC														
23	2	2:10.912	41.025	44.713	45.174	214.9	51:55.191	1	1	2:12.576	42.996	44.676	44.904	160.4	2:12.576							
102 Antonelli Motorsport Lamborghini Huracan								1								1	2:08.070	38.604	44.720	44.746	218.3	4:20.646
1.Pietro PEROLINI SGTCup								2								1	2:04.864	37.404	43.249	44.211	230.8	6:25.510
1	1	2:05.102	39.929	42.295	42.878	172.6	2:05.102	4	1	2:05.120	37.676	43.717	43.727	231.3	8:30.630							
2	1	2:04.266	38.501	42.924	42.841	211.1	4:09.368	5	1	2:05.730	38.091	42.961	44.678	216.1	10:36.360							
3	1	2:03.411	37.593	42.487	43.331	234.8	6:12.779	6	1	2:06.402	39.279	42.838	44.285	209.1	12:42.762							
4	1	2:05.304	38.021	43.467	43.816	236.9	8:18.083	7	1	2:04.009	36.836	42.627	44.546	242.7	14:46.771							
5	1	2:04.338	37.861	42.166	44.311	246.5	10:22.421	8	1	2:06.213	38.704	43.443	44.066	187.1	16:52.984							
6	1	2:03.630	37.711	42.470	43.449	243.2	12:26.051	9	1	2:05.128	37.324	43.805	43.999	243.8	18:58.112							
7	1	2:03.966	37.737	42.167	44.062	257.0	14:30.017	10	1	2:11.232	B 37.511	42.692	51.029	240.0	21:09.344							
8	1	2:03.132	37.232	42.267	43.633	261.3	16:33.149	11	2	4:42.890	3:18.317	42.688	41.885	167.5	25:52.234							
9	1	2:02.577	37.047	42.385	43.145	262.6	18:35.726	12	2	2:08.321	41.276	43.117	43.928	187.1	28:00.555							
10	1	2:03.199	37.057	42.325	43.817	262.6	20:38.925	13	2	2:18.574	42.775	44.207	51.592	155.5	30:19.129							
11	1	2:04.135	37.269	42.412	44.454	263.2	22:43.060	14	2	3:09.086	1:02.537	1:01.922	1:04.627	108.8	33:28.215							
12	1	2:11.082	B 38.011	42.466	50.605	247.7	24:54.142	15	2	3:01.993	54.048	59.559	1:08.386	150.0	36:30.208							
13	1	5:05.387	2:48.408	1:10.143	1:06.836	52.8	29:59.529	16	2	2:08.482	40.323	44.045	44.114	202.1	38:38.690							
14	1	2:47.198	57.990	52.469	56.739	88.5	32:46.727	17	2	2:13.957	39.470	51.235	43.252	184.0	40:52.647							
								18								2	2:04.957	38.584	43.408	42.965	203.6	42:57.604
								19								2	2:04.855	38.418	43.005	43.432	204.7	45:02.459
								20								2	2:06.008	38.236	43.626	44.146	211.1	47:08.467
								21								2	2:09.677	39.248	44.781	45.648	192.1	49:18.144



C.I. Gran Turismo
ACI Racing Weekend, Monza 05-06-07 Ottobre 2018
Race 1

Sector Analysis

Personal Best Session Best B Crossing the finish line in pit lane

Table with 12 columns: Lap, D, Time, Sector 1, Sector 2, Sector 3, T. Spd, Elapsed. Contains driver data for Island Motorport (Porsche 997 Cup GT Cup) and Ebimotors (Porsche 991 GT3 Cup GT Cup).

Table with 12 columns: Lap, D, Time, Sector 1, Sector 2, Sector 3, T. Spd, Elapsed. Contains driver data for Ebimotors (Porsche 991 GT3 Cup GT Cup).

Table with 12 columns: Lap, D, Time, Sector 1, Sector 2, Sector 3, T. Spd, Elapsed. Contains driver data for Porsche 997 Cup My 12 GT Cup.