

C.I. Gran Turismo


ACI Racing Weekend, Monza 05-06-07 Ottobre 2018

Free Practice 1

Sector Analysis

■ Personal Best ■ Session Best B Crossing the finish line in pit lane

Lap	D	Time	Sector 1	Sector 2	Sector 3	T. Spd	Elapsed	Lap	D	Time	Sector 1	Sector 2	Sector 3	T. Spd	Elapsed		
3 Easy Race Ferrari 488 GT3 1.David MANCINELLI 2.Andrea FONTANA																	
1	1	7:14.981	5:45.268	46.628	43.085	179.1	7:14.981	6	1	2:00.153	B	35.373	37.997	46.783	273.9	12:00.942	
2	1	2:02.913	39.439	41.197	42.277	231.3	9:17.894	7	1	4:45.587	3:29.462	38.470	37.655	217.9	16:46.529		
3	1	2:00.354	35.427	43.911	41.016	268.4	11:18.248	8	1	1:50.619	34.976	37.960	37.683	273.9	18:37.148		
4	1	1:51.785	35.269	38.175	38.341	276.6	13:10.033	9	1	1:50.614	34.935	38.135	37.544	274.5	20:27.762		
5	1	1:51.224	34.830	38.396	37.998	278.1	15:01.257	10	1	1:58.405	B	35.067	37.987	45.351	273.2	22:26.167	
6	1	2:01.233	B	34.770	39.133	47.330	280.2	17:02.490	11	1	5:02.370	3:46.682	38.027	37.661	216.6	27:28.537	
7	1	6:19.507	5:02.708	38.381	38.418	211.1	23:21.997	12	1	1:50.035	34.524	38.256	37.255	278.1	29:18.572		
8	1	1:51.232	34.865	38.350	38.017	278.1	25:13.229	13	1	1:49.240	34.423	37.550	37.267	279.5	31:07.812		
9	1	1:51.323	34.767	38.446	38.110	283.1	27:04.552	14	1	1:59.940	B	34.516	37.410	37.267	278.8	33:07.752	
10	1	1:51.862	34.849	39.010	38.003	283.1	28:56.414	15	1	4:10.105	2:53.207	38.533	38.365	189.1	37:17.857		
11	1	1:50.866	34.741	37.937	38.188	278.8	30:47.280	16	1	1:51.319	34.878	38.392	38.049	277.3	39:09.176		
12	1	1:52.132	35.435	38.086	38.611	277.3	32:39.412	17	1	1:51.246	34.822	38.550	37.874	275.9	41:00.422		
13	1	1:58.888	B	35.059	38.244	45.585	278.8	34:38.300	18	1	2:02.766	B	35.473	38.470	48.823	280.2	43:03.188
14	1	5:05.213	3:45.230	40.251	39.732	212.8	39:43.513	19	1	3:34.855	2:18.604	37.606	38.645	218.8	46:38.043		
15	1	1:50.833	35.115	37.836	37.882	268.4	41:34.346	20	1	1:49.698	34.554	37.582	37.562	278.8	48:27.741		
16	1	1:49.975	34.664	37.535	37.776	279.5	43:24.321	21	1	2:01.596	B	34.692	38.392	48.512	280.2	50:29.337	
17	1	1:49.795	34.689	37.561	37.545	279.5	45:14.116										
18	1	1:49.836	34.688	37.452	37.696	280.9	47:03.952										
19	1	1:49.662	34.708	37.401	37.553	280.9	48:53.614										
20	1	1:49.868	34.607	37.546	37.715	280.2	50:43.482										
7 Audi Sport Italia Audi R8 LMS GT3 1.Bar BARUCH 2.Mattia DRUDI																	
1	1	2:30.133	1:00.396	45.822	43.915	148.7	2:30.133										
2	1	1:57.156	38.951	39.172	39.033	195.9	4:27.289										
3	1	1:54.467	37.146	38.710	38.611	259.5	6:21.756										
4	1	1:50.953	34.987	37.941	38.025	278.8	8:12.709										
5	1	1:50.990	34.790	38.046	38.154	278.8	10:03.699										
6	1	1:50.865	34.694	37.764	38.407	280.2	11:54.564										
7	1	1:54.714	38.184	38.211	38.319	277.3	13:49.278										
8	1	1:57.793	B	35.163	38.275	44.355	274.5	15:47.071									
9	1	3:47.203	2:30.955	38.143	38.105	212.8	19:34.274										
10	1	1:50.944	34.840	37.856	38.248	277.3	21:25.218										
11	1	1:51.353	35.372	37.731	38.250	278.1	23:16.571										
12	1	1:51.141	35.004	38.144	37.993	275.9	25:07.712										
13	1	1:57.947	B	35.825	37.879	44.243	254.6	27:05.659									
14	1	3:43.906	2:20.852	40.092	42.962	180.3	30:49.565										
15	1	1:53.265	35.236	39.018	39.011	276.6	32:42.830										
16	1	1:51.348	34.957	38.573	37.818	278.8	34:34.178										
17	1	1:50.628	34.702	38.294	37.632	278.1	36:24.806										
18	1	1:50.059	34.768	37.756	37.535	278.1	38:14.865										
19	1	1:56.886	B	34.605	37.918	44.363	279.5	40:11.751									
20	1	4:31.669	3:15.675	38.225	37.769	214.0	44:43.420										
21	1	1:50.173	34.656	37.967	37.550	278.1	46:33.593										
22	1	1:50.716	34.838	38.013	37.865	277.3	48:24.309										
23	1	1:49.959	34.726	37.800	37.433	278.1	50:14.268										
15 BMW Team Italia BMW M6 GT3 1.Stefano COMANDINI 2.Max KOEBOLT																	
1	1	2:35.876	1:16.502	40.046	39.328	211.5	2:35.876										
2	1	1:52.161	35.620	38.535	38.006	255.2	4:28.037										
3	1	1:51.705	35.254	38.816	37.635	262.6	6:19.742										
4	1	1:50.459	34.716	38.048	37.695	276.6	8:10.201										
5	1	1:50.588	34.999	37.988	37.601	276.6	10:00.789										
16 Imperiale Racing Lamborghini Huracan GT3 1.Vito POSTIGLIONE 2.Karol BASZ																	
1	1	3:28.066	2:09.098	40.019	38.949	151.0	3:28.066										
2	1	1:54.291	34.893	38.830	40.568	273.9	5:22.357										
3	1	1:53.918	34.607	40.834	38.477	272.5	7:16.275										
4	1	1:51.482	35.060	38.037	38.385	278.8	9:07.757										
5	1	1:52.385	34.666	38.371	39.348	278.1	11:00.142										
6	1	1:50.959	34.522	38.319	38.118	280.2	12:51.101										
7	1	1:58.397	B	34.656	38.626	45.115	274.5	14:49.498									
8	1	4:35.067	3:12.499	44.015	38.553	155.1	19:24.565										
9	1	1:50.800	34.791	37.900	38.109	271.1	21:15.365										
10	1	1:51.162	34.779	38.108	38.275	277.3	23:06.527										
11	1	1:50.533	34.523	38.020	37.990	278.8	24:57.060										
12	1	1:58.709	34.661	38.033	46.015	280.2	26:55.769										
13	1	1:51.194	34.926	38.258	38.010	280.9	28:46.963										
14	1	1:57.872	B	34.514	38.752	44.606	281.7	30:44.835									
15	1	3:27.223	2:10.014	38.604	38.605	216.1	34:12.058										
16	1	1:52.549	34.943	39.499	38.107	280.9	36:04.607										
17	1	1:57.695	B	34.636	38.384	44.675	278.8	38:02.302									
18	1	3:22.692	2:06.725	38.540	37.427	216.1	41:24.994										
19	1	1:48.883	34.275	37.480	37.128	282.4	43:13.877										
20	1	1:49.575	34.787	37.666	37.122	280.9	45:03.452										
21	1	1:48.400	34.272	37.263	36.865	281.7	46:51.852										
22	1	1:55.613	B	34.343	37.119	44.151	283.1	48:47.465									
19 Antonelli Motorsport Lamborghini Huracan GT3 1.Lorenzo VEGLIA 2.Loris SPINELLI																	
1	1	3:29.974	2:08.857	41.762	39.355	135.6	3:29.974										
2	1	1:51.134	35.183	38.174	37.777	264.5	5:21.108										
3	1	1:50.858	34.758	37.440	38.660	276.6	7:11.966										
4	1	1:49.205	34.584	37.314	37.307	277.3	9:01.171										
5	1	1:49.080	34.481	37.321	37.278	278.1	10:50.251										
6	1	1:49.011	34.504	37.190	37.317	279.5	12:39.262										
7	1	1:49.211	34.447	37.495	37.269	280.2	14:28.473										
8	1	1:57.435	B	34.451	37.353	45.631	279.5	16:25.908									
9	1	4:02.979	2:47.864	37.623	37.492	214.0	20:28.887										
10	1	1:50.110	34.487	37.740	37.883	278.8	22:18.997										
11	1	1:49.009	34.463	37.340	37.206	277.3	24:08.006										
12	1	1:48.893	34.378	37.351	37.164	278.8	25:56.899										
13	1	1:57.719	B	34.457	37.390	45.872	278.8	27:54.618									




C.I. Gran Turismo ACI Racing Weekend, Monza 05-06-07 Ottobre 2018 Free Practice 1

Sector Analysis

Personal Best Session Best B Crossing the finish line in pit lane

Table with columns: Lap, D, Time, Sector 1, Sector 2, Sector 3, T. Spd, Elapsed. Contains data for drivers 27, 36, 63, 71, and 81 across multiple laps.

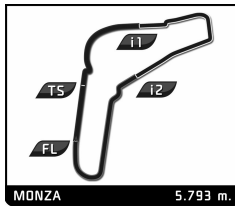


C.I. Gran Turismo
ACI Racing Weekend, Monza 05-06-07 Ottobre 2018
Free Practice 1

Sector Analysis

Personal Best Session Best B Crossing the finish line in pit lane

Lap	D	Time	Sector 1	Sector 2	Sector 3	T. Spd	Elapsed	Lap	D	Time	Sector 1	Sector 2	Sector 3	T. Spd	Elapsed							
8	1	2:07.754	B 34.710	41.197	51.847	275.2	26:45.577	4	1	1:53.403	34.740	39.396	39.267	279.5	9:51.830							
9	1	6:05.015	4:42.235	41.125	41.655	151.4	32:50.592	5	1	1:55.198	35.365	38.344	41.489	248.8	11:47.028							
10	1	1:54.435	35.180	39.252	40.003	268.4	34:45.027	6	1	1:52.667	34.533	38.873	39.261	283.1	13:39.695							
11	1	1:52.967	34.877	38.660	39.430	276.6	36:37.994	7	1	1:53.905	35.258	39.113	39.534	240.5	15:33.600							
12	1	1:52.233	34.707	38.373	39.153	275.2	38:30.227	8	1	1:52.298	34.529	38.592	39.177	286.1	17:25.898							
13	1	2:16.403	B 35.218	40.509	1:00.676	269.1	40:46.630	9	1	1:52.428	34.565	38.712	39.151	281.7	19:18.326							
14	1	5:54.017	4:27.517	39.532	46.968	209.5	46:40.647	10	1	2:03.185	B 34.586	38.877	49.722	283.1	21:21.511							
15	1	1:52.852	34.819	39.083	38.950	273.9	48:33.499	11	1	11:33.715	...	41.265	39.732	138.5	32:55.226							
16	1	1:53.211	34.597	39.234	39.380	267.1	50:26.710	12	1	1:52.104	34.646	38.310	39.148	285.4	34:47.330							
91 AF Corse Ferrari 458 Italia 1.Simon MANN GT3 Light 2.Matteo CRESSONI								13								1	1:52.304	34.529	38.429	39.346	277.3	36:39.634
1	1	5:32.923	B 4:00.855	44.280	47.788	147.3	5:32.923	14	1	1:52.119	34.397	38.561	39.161	284.6	38:31.753							
2	1	4:37.151	3:19.596	38.657	38.898	208.3	10:10.074	15	1	1:51.979	34.507	38.603	38.869	278.8	40:23.732							
3	1	1:51.117	34.793	37.981	38.343	275.9	12:01.191	16	1	2:00.741	35.547	38.832	46.362	285.4	42:24.473							
4	1	1:57.038	34.555	38.291	44.192	277.3	13:58.229	17	1	1:51.928	34.271	38.529	39.128	285.4	44:16.401							
5	1	2:01.808	B 34.625	38.049	49.134	278.8	16:00.037	18	1	1:52.141	34.281	38.960	38.900	285.4	46:08.542							
6	1	8:12.715	6:55.868	38.022	38.825	211.9	24:12.752	19	1	1:54.767	36.188	39.204	39.375	283.1	48:03.309							
7	1	1:51.149	34.688	38.089	38.372	276.6	26:03.901	20	1	1:51.879	34.365	38.560	38.954	283.9	49:55.188							
8	1	1:51.380	34.620	38.373	38.387	277.3	27:55.281	21	1	2:19.370	B 37.858	41.391	1:00.121	203.2	52:14.558							
9	1	1:50.836	34.530	37.898	38.408	277.3	29:46.117	103 Antonelli Motorsport Lamborghini Huracan 1.Marco CENEDESE SGTCup 2.KIKKO GALBIATI														
10	1	1:59.106	B 34.870	37.943	46.293	277.3	31:45.223	1	1	2:27.050	55.243	48.402	43.405	147.9	2:27.050							
11	1	9:05.944	7:47.975	39.251	38.718	202.8	40:51.167	2	1	1:58.267	38.030	40.746	39.491	233.8	4:25.317							
12	1	1:51.728	35.178	38.204	38.346	260.1	42:42.895	3	1	1:52.311	34.619	39.185	38.507	269.1	6:17.628							
13	1	1:51.185	34.852	37.878	38.455	276.6	44:34.080	4	1	1:51.592	34.152	38.028	39.412	282.4	8:09.220							
14	1	1:58.664	B 34.763	38.101	45.800	277.3	46:32.744	5	1	1:49.377	34.166	37.312	37.899	281.7	9:58.597							
98 Nova Race Audi R8 LMS Ultra 1.Luca MAGNONI GT3 Light 2.Alessandro MARCHETTI								6								1	1:49.586	34.038	37.915	37.633	284.6	11:48.183
1	1	3:14.528	1:48.924	43.225	42.379	148.1	3:14.528	7	1	2:01.066	B 34.246	39.644	47.176	279.5	13:49.249							
2	1	1:59.486	37.383	41.051	41.052	222.8	5:14.014	8	1	6:00.803	4:37.621	39.670	43.512	204.0	19:50.052							
3	1	1:56.293	35.839	40.187	40.267	258.2	7:10.307	9	1	2:12.708	B 37.157	42.447	53.104	233.8	22:02.760							
4	1	1:55.351	36.291	39.401	39.659	263.2	9:05.658	132 Bonaldi Motorsport Lamborghini Super Trofeo EVO 1.Xu XU SGTCup 2.Milos PAVLOVIC														
5	1	1:55.660	35.756	39.275	40.629	263.9	11:01.318	1	1	5:09.795	3:44.127	43.045	42.623	154.4	5:09.795							
6	1	2:02.537	B 35.797	39.196	47.544	258.9	13:03.855	2	1	1:49.705	34.696	37.512	37.497	278.8	6:59.500							
7	1	3:47.712	2:27.138	40.208	40.366	181.8	16:51.567	3	1	1:48.109	34.055	36.973	37.081	283.9	8:47.609							
8	1	1:54.895	35.565	39.351	39.979	260.1	18:46.462	4	1	1:47.972	33.856	36.877	37.239	285.4	10:35.581							
9	1	1:54.634	35.500	39.107	40.027	262.6	20:41.096	5	1	2:07.631	B 34.427	38.043	55.161	285.4	12:43.212							
10	1	1:54.766	35.881	39.132	39.753	252.8	22:35.862	6	1	10:13.755	8:47.052	44.095	42.608	134.2	22:56.967							
11	1	1:54.583	35.864	39.013	39.706	256.4	24:30.445	7	1	1:53.631	35.248	39.691	38.692	273.9	24:50.598							
12	1	2:03.916	B 36.146	39.610	48.160	242.7	26:34.361	8	1	1:52.005	34.893	38.777	38.335	265.8	26:42.603							
13	1	4:48.744	3:25.777	41.887	41.080	165.2	31:23.105	9	1	2:48.184	34.587	1:31.407	42.190	280.9	29:30.787							
14	1	1:56.212	36.206	39.772	40.234	247.7	33:19.317	10	1	1:56.785	37.932	39.906	38.947	209.5	31:27.572							
15	1	2:00.835	41.381	39.716	39.738	256.4	35:20.152	11	1	1:53.275	35.138	39.361	38.776	274.5	33:20.847							
16	1	1:56.359	35.781	39.573	41.005	258.9	37:16.511	12	1	1:54.081	36.640	38.844	38.597	248.8	35:14.928							
17	1	2:01.976	35.653	43.558	42.765	254.0	39:18.487	13	1	1:52.664	35.031	39.159	38.474	276.6	37:07.592							
18	1	1:55.612	36.044	39.319	40.249	251.7	41:14.099	14	1	2:30.595	B 38.175	47.879	1:04.541	251.7	39:38.187							
19	1	2:08.990	B 35.782	39.357	53.851	247.1	43:23.089	15	1	6:44.884	5:23.532	41.381	39.971	211.1	46:23.071							
20	1	4:04.102	2:44.767	39.634	39.701	190.7	47:27.191	16	1	1:53.364	35.142	39.335	38.887	280.2	48:16.435							
21	1	1:54.203	35.986	38.749	39.468	243.8	49:21.394	17	1	1:55.640	36.459	39.470	39.711	282.4	50:12.075							
22	1	1:53.279	35.656	38.841	38.782	252.8	51:14.673	163 Island Motorport Porsche 997 Cup 1.Davide DI BENEDETTO GT Cup														
102 Antonelli Motorsport Lamborghini Huracan 1.Pietro PEROLINI SGTCup								1								1	2:38.653	B 55.489	49.746	53.418	149.1	2:38.653
1	1	3:54.268	2:09.697	51.523	53.048	141.6	3:54.268	2	1	3:08.135	1:44.764	41.492	41.879	197.3	5:46.788							
2	1	2:08.642	41.715	44.330	42.597	168.8	6:02.910	3	1	2:22.019	B 38.928	41.825	1:01.266	240.0	8:08.807							
3	1	1:55.517	36.322	39.321	39.874	280.9	7:58.427	4	1	4:26.125	3:04.354	40.612	41.159	207.5	12:34.932							



C.I. Gran Turismo

ACI Racing Weekend, Monza 05-06-07 Ottobre 2018

Free Practice 1

Sector Analysis

■ Personal Best ■ Session Best B Crossing the finish line in pit lane

Lap	D	Time	Sector 1	Sector 2	Sector 3	T. Spd	Elapsed	Lap	D	Time	Sector 1	Sector 2	Sector 3	T. Spd	Elapsed
5	1	1:59.025	37.661	40.738	40.626	243.8	14:33.957	16	1	2:27.690B	39.597	45.121	1:02.972	265.8	43:32.130
6	1	1:57.769	36.784	40.167	40.818	254.6	16:31.726	17	1	3:58.283	2:33.914	43.325	41.044	188.7	47:30.413
7	1	1:56.943	36.242	40.170	40.531	269.1	18:28.669	18	1	1:58.046	35.668	40.908	41.470	250.5	49:28.459
8	1	2:10.779B	36.850	45.246	48.683	273.2	20:39.448	19	1	2:19.221B	35.877	40.100	1:03.244	250.5	51:47.680
9	1	4:58.234	3:28.820	46.372	43.042	182.7	25:37.682								
10	1	1:58.135	37.078	40.290	40.767	234.3	27:35.817								
11	1	1:58.895	37.261	40.649	40.985	275.2	29:34.712								
12	1	1:56.680	35.925	40.231	40.524	269.8	31:31.392								
13	1	1:56.199	35.706	39.945	40.548	270.4	33:27.591								
14	1	2:11.251B	36.134	40.572	54.545	269.8	35:38.842								
15	1	5:18.185	3:57.018	40.439	40.728	209.9	40:57.027								
16	1	1:58.875	36.274	40.065	42.536	230.3	42:55.902								
17	1	1:55.723	35.744	39.779	40.200	271.8	44:51.625								
18	1	2:00.161	35.609	40.086	44.466	275.2	46:51.786								
19	1	1:59.069	35.998	40.690	42.381	252.3	48:50.855								
20	1	1:57.350	36.223	40.853	40.274	241.6	50:48.205								

169 Ebimotors Porsche 991 GT3 Cup
1. LINOS GTCup
2. Francesco LA MAZZA

1	1	3:19.041	1:50.736	44.461	43.844	150.0	3:19.041
2	1	2:10.567B	38.242	41.297	51.028	219.2	5:29.608
3	1	2:54.354B	1:14.456	43.247	56.651	201.7	8:23.962
4	1	3:30.810	2:05.124	44.057	41.629	206.3	11:54.772
5	1	1:59.302	36.306	41.437	41.559	253.4	13:54.074
6	1	1:57.873	36.087	40.349	41.437	271.8	15:51.947
7	1	1:57.976	36.429	40.565	40.982	261.3	17:49.923
8	1	1:59.759	38.404	40.327	41.028	265.2	19:49.682
9	1	1:57.044	36.177	40.158	40.709	273.2	21:46.726
10	1	2:13.986B	39.219	40.660	54.107	226.0	24:00.712
11	1	4:16.156	2:53.735	40.824	41.597	202.8	28:16.868
12	1	1:57.758	36.100	40.597	41.061	265.8	30:14.626
13	1	1:56.927	35.984	40.025	40.918	263.9	32:11.553
14	1	1:57.081	35.892	40.216	40.973	269.1	34:08.634
15	1	2:21.257B	36.695	44.622	59.940	271.8	36:29.891
16	1	7:27.856	6:06.155	40.764	40.937	203.6	43:57.747
17	1	1:56.841	36.148	40.057	40.636	266.5	45:54.588
18	1	1:56.674	36.038	39.962	40.674	264.5	47:51.262
19	1	1:56.109	35.793	39.920	40.396	274.5	49:47.371
20	1	1:55.727	35.767	39.774	40.186	269.8	51:43.098

176 1.Eugenio PISANI Porsche 997 Cup My 12 GTCup
2.Vincenzo SAUTO

1	1	3:08.131	1:31.773	50.298	46.060	163.7	3:08.131
2	1	2:08.810B	37.001	40.646	51.163	212.3	5:16.941
3	1	6:24.905	5:03.557	40.458	40.890	209.1	11:41.846
4	1	1:57.098	37.162	40.125	39.811	238.4	13:38.944
5	1	1:55.687	35.312	39.738	40.637	269.1	15:34.631
6	1	1:54.537	35.268	39.404	39.865	263.9	17:29.168
7	1	2:09.299B	35.227	40.040	54.032	258.9	19:38.467
8	1	7:35.267	6:07.933	45.035	42.299	143.6	27:13.734
9	1	1:57.444	36.133	40.535	40.776	243.8	29:11.178
10	1	1:58.783	36.536	40.404	41.843	257.0	31:09.961
11	1	1:57.314	35.682	40.499	41.133	248.2	33:07.275
12	1	1:56.724	35.891	39.953	40.880	252.8	35:03.999
13	1	1:56.455	35.915	39.988	40.552	246.5	37:00.454
14	1	1:56.386	35.758	39.765	40.863	251.1	38:56.840
15	1	2:07.600	35.881	45.608	46.111	248.8	41:04.440