

Paul Ricard 5.821 m

Aci Racing Week End 11-12-13 Maggio 2018

C.I. Gran Turismo - Classifica Race 1

Giri 24 = 139,704 km - Media 165,073 km/h - Tempo di gara 50'46.735

Num.	Conducente 1 Concorrente	Conducente 2 Scuderia	Auto	Classe	Giri	Tempo	Dist.	Rel.	Giro Veloce
1	3 MANCINELLI Daniel (ITA) 2'03.246 EASY RACE	FONTANA Andrea (ITA) Easy Race	Ferrari 488	GT3	24	50'46.735			20 2'02.850
2	19 VEDEL Martin (ITA) 2'04.368 ANTONELLI MOTORSPORT	VEGLIA Lorenzo (ITA) Antonelli Motorsport	Lamborghini Huracan	GT3	24	50'52.888	6.153	6.153	24 2'02.825
3	63 ALTOÈ Giacomo (ITA) 2'03.419 ANTONELLI MOTORSPORT	ZAMPIERI Daniel (CHE) Antonelli Motorsport	Lamborghini Huracan	GT3	24	50'53.810	7.075	0.922	21 2'02.589
4	23 BARRI Giacomo (ITA) 2'03.789 PETRI CORSE MOTORSPORT	PALMA Andrea (ITA) Petri Corse Motorsport	Lamborghini Huracan	GT3	24	50'59.464	12.729	5.654	21 2'03.723
5	7 BARUCH Bar (ISR) 2'03.747 AUDI SPORT ITALIA	TRELUYER Benoit (FRA) Audi Sport Italia	Audi R8 LMS	GT3	24	51'01.820	15.085	2.356	24 2'02.928
6	27 GAI Stefano (ITA) 2'04.204 SCUDERIA BALDINI 27	FISICHELLA Giancarlo (ITA) Scuderia Baldini 27	Ferrari 488 EVO	GT3	24	51'14.711	27.976	12.891	24 2'02.321
7	8 MEZARD Cedric (FRA) 2'07.954 SVC SPORT MANAGEMENT	HIESSE Steeve (FRA) SVC Sport Management	Lamborghini Huracan	GT3	24	52'33.778	1'47.043	1'19.067	21 2'04.687
8	176 SAUTO Vincenzo (ITA) 2'14.820 PISANI EUGENIO	PISANI Eugenio (ITA)	Porsche 997 Cup My12	GTC	23	52'50.954	1 Giro	1 Giro	23 2'11.355
9	98 MAGNONI Luca (ITA) NOVA RACE	GARBELLI Enrico (ITA) 2'08.606 Nova Race	Audi R8 LMS	GT3L	22	51'29.384	2 Giri	1 Giro	8 2'08.152
10	206 GARBELLI Enrico (ITA) 2'19.138 NOVA RACE	MAGNONI Luca (ITA) Nova Race	Ginetta G55	GT4	21	50'53.680	3 Giri	1 Giro	18 2'18.465
11P	207 KAUPPI Henri (FIN) NOVA RACE	MARCHETTI Alessandro (ITA) 2'19.383 Nova Race	Ginetta G55	GT4	21	50'53.707	3 Giri	0.027	11 2'18.934
12	163 MERENDINO Michele (ITA) MERENDINO MICHELE	DI BENEDETTO Davide (ITA) 2'17.310 Island Motorsport	Porsche 997 Cup	GTC	20	50'50.173	4 Giri	1 Giro	7 2'17.253

Partenti:: 12 Non Partiti:: 0 Ritirati:: 0 Non Classificati:: 0 Classificati:: 12 Esclusi:: 0

Giro Veloce N. 24 Num. 27 Giancarlo Fisichella Tempo 2'02.321 Media. 171,316 Km/h

Il Concorrente N 207 (Nova Race) penalizzato di 5,724 sec. per cambio Pilota irregolare

Umidità	51%	ARIA	18°C
Condizioni	Dry	Temp.	35°C

Race Director : Ferrari A.

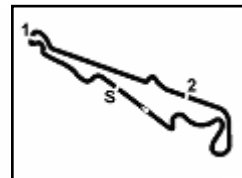
Clerk of the Course : Marotta G.

12/05/2018 Inizio 18:35 Fine 19:28

Esposta alle:

Powered by FICr PERUGIATIMING





Paul Ricard 5.821 m

Aci Racing Week End 11-12-13 Maggio 2018

C.I. Gran Turismo - Classifica di Classe Race 1

GT3

Giri 24 = 139,704 km - Media 165,073 km/h - Tempo di gara 50'46.735

Num.	Conditore 1 Concorrente	Conditore 2 Scuderia	Auto	Giri	Tempo	Dist.	Rel.	Giro Veloce
1	3 MANCINELLI Daniel (ITA) 2'03.246 EASY RACE	FONTANA Andrea (ITA) Easy Race	Ferrari 488	24	50'46.735			20 2'02.850
2	19 VEDEL Martin (ITA) 2'04.368 ANTONELLI MOTORSPORT	VEGLIA Lorenzo (ITA) Antonelli Motorsport	Lamborghini Huracan	24	50'52.888	6.153	6.153	24 2'02.825
3	63 ALTOÈ Giacomo (ITA) 2'03.419 ANTONELLI MOTORSPORT	ZAMPIERI Daniel (CHE) Antonelli Motorsport	Lamborghini Huracan	24	50'53.810	7.075	0.922	21 2'02.589
4	23 BARRI Giacomo (ITA) 2'03.789 PETRI CORSE MOTORSPORT	PALMA Andrea (ITA) Petri Corse Motorsport	Lamborghini Huracan	24	50'59.464	12.729	5.654	21 2'03.723
5	7 BARUCH Bar (ISR) 2'03.747 AUDI SPORT ITALIA	TRELUYER Benoit (FRA) Audi Sport Italia	Audi R8 LMS	24	51'01.820	15.085	2.356	24 2'02.928
6	27 GAI Stefano (ITA) 2'04.204 SCUDERIA BALDINI 27	FISCHELLA Giancarlo (ITA) Scuderia Baldini 27	Ferrari 488 EVO	24	51'14.711	27.976	12.891	24 2'02.321
7	8 MEZARD Cedric (FRA) 2'07.954 SVC SPORT MANAGEMENT	HIESSE Steeve (FRA) SVC Sport Management	Lamborghini Huracan	24	52'33.778	1'47.043	1'19.067	21 2'04.687

Partenti:: 7 Non Partiti:: 0 Ritirati:: 0 Non Classificati:: 0 Classificati:: 7 Esclusi:: 0
Giro Veloce N. 24 Num. 27 Giancarlo Fisichella Tempo 2'02.321 Media. 171,316 Km/h

GT3L

Giri 22 = 128,062 km - Media 149,228 km/h - Tempo di gara 51'29.384

Num.	Conditore 1 Concorrente	Conditore 2 Scuderia	Auto	Giri	Tempo	Dist.	Rel.	Giro Veloce
1	98 MAGNONI Luca (ITA) NOVA RACE	GARBELLI Enrico (ITA) 2'08.606 Nova Race	Audi R8 LMS	22	51'29.384			8 2'08.152

Partenti:: 1 Non Partiti:: 0 Ritirati:: 0 Non Classificati:: 0 Classificati:: 1 Esclusi:: 0
Giro Veloce N. 8 Num. 98 Enrico Garbelli Tempo 2'08.152 Media. 163,521 Km/h

GT4

Giri 21 = 122,241 km - Media 144,111 km/h - Tempo di gara 50'53.680

Num.	Conditore 1 Concorrente	Conditore 2 Scuderia	Auto	Giri	Tempo	Dist.	Rel.	Giro Veloce
1	206 GARBELLI Enrico (ITA) 2'19.138 NOVA RACE	MAGNONI Luca (ITA) Nova Race	Ginetta G55	21	50'53.680			18 2'18.465
2P	207 KAUPPI Henri (FIN) NOVA RACE	MARCHETTI Alessandro (ITA) 2'19.383 Nova Race	Ginetta G55	21	50'53.707	0.027	0.027	11 2'18.934

Partenti:: 2 Non Partiti:: 0 Ritirati:: 0 Non Classificati:: 0 Classificati:: 2 Esclusi:: 0
Giro Veloce N. 18 Num. 206 Luca Magnoni Tempo 2'18.465 Media. 151,342 Km/h

GTC

Giri 23 = 133,883 km - Media 151,998 km/h - Tempo di gara 52'50.954

Num.	Conditore 1 Concorrente	Conditore 2 Scuderia	Auto	Giri	Tempo	Dist.	Rel.	Giro Veloce
1	176 SAUTO Vincenzo (ITA) 2'14.820 PISANI EUGENIO	PISANI Eugenio (ITA)	Porsche 997 Cup My12	23	52'50.954			23 2'11.355
2	163 MERENDINO Michele (ITA) MERENDINO MICHELE	DI BENEDETTO Davide (ITA) 2'17.310 Island Motorsport	Porsche 997 Cup	20	50'50.173	3 Giri	3 Giri	7 2'17.253

Partenti:: 2 Non Partiti:: 0 Ritirati:: 0 Non Classificati:: 0 Classificati:: 2 Esclusi:: 0
Giro Veloce N. 23 Num. 176 Eugenio Pisani Tempo 2'11.355 Media. 159,534 Km/h

Umidità	51%	ARIA	18°C
Condizioni	Dry	Temp.	35°C

Race Director : Ferrari A.

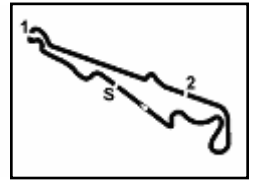
Clerk of the Course : Marotta G.

12/05/2018 Inizio 18:35 Fine 19:28

Esposta alle:

Powered by FICr PERUGIATIMING





Paul Ricard 5.821 m

Aci Racing Week End 11-12-13 Maggio 2018

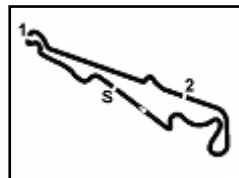
C.I. Gran Turismo - Contagiri Race 1

Giro																								
	1	2	3	4	5	6	7	8	9	10	11	12	13	14	15	16	17	18	19	20	21	22	23	24
1	3	3	3	3	3	3	3	3	3	3	23	7	3	3	3	3	3	3	3	3	3	3	3	3
2	63	63	63	63	63	63	63	63	63	23	7	23	23	23	23	23	23	19	19	19	19	19	19	19
3	23	23	23	23	23	23	23	23	23	7	3	63	63	19	19	19	23	23	63	63	63	63	63	63
4	7	7	7	7	7	7	7	7	7	27	63	63	19	19	63	63	63	63	63	23	23	23	23	23
5	19	19	19	19	19	19	19	19	19	63	98	19	7	7	7	7	7	7	7	7	7	7	7	7
6	27	27	27	27	27	27	27	27	27	8	19	27	27	27	27	27	27	27	27	27	27	27	27	27
7	8	8	98	98	98	98	98	98	8	98	27	8	8	8	8	8	8	8	8	8	8	8	8	8
8	98	98	8	8	8	8	8	8	98	19	8	207	176	176	176	176	176	176	176	176	176	176	176	176
9	176	176	176	176	176	176	176	176	176	207	176	98	98	98	98	98	98	98	98	98	98	98	98	98
10	207	207	207	206	206	206	206	206	206	206	98	207	207	207	207	207	207	207	207	207	207	207	207	207
11	206	206	206	207	163	163	163	207	207	176	206	206	206	206	206	206	206	206	206	206	206	206	206	206
12	163	163	163	163	207	207	207	163	163	163	163	163	163	163	163	163	163	163	163	163	163	163	163	163

Final Result			
1	3	EASY RACE	Giri 24
2	19	ANTONELLI MOTORSPORT	6.153
3	63	ANTONELLI MOTORSPORT	7.075
4	23	PETRI CORSE MOTORSPORT	17.29
5	7	AUDI SPORT ITALIA	15.085
6	27	SCUDERIA BALDINI	27.976
7	8	SVC SPORT MANAGEMENT	17.043
8	176	PISANI EUGENIO	1 Giro
9	98	NOVA RACE	2 Giri
10	206	NOVA RACE	3 Giri
11	207	NOVA RACE (P)	3 Giri
12	163	MERENDINO MICHELE	4 Giri

Powered by FICr PERUGIATIMING





Paul Ricard 5.821 m

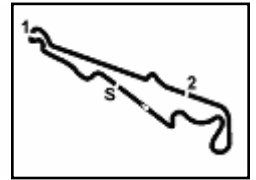
Aci Racing Week End 11-12-13 Maggio 2018

C.I. Gran Turismo - Velocità Race 1

CLASSIFICA			
1	3 EASY RACE	Ferrari 488	Giri 24
2	19 ANTONELLI MOTORSPORT	Lamborghini Huracan	6.153
3	63 ANTONELLI MOTORSPORT	Lamborghini Huracan	7.075
4	23 PETRI CORSE MOTORSPOR	Lamborghini Huracan	12.729
5	7 AUDI SPORT ITALIA	Audi R8 LMS	15.085
6	27 SCUDERIA BALDINI 27	Ferrari 488 EVO	27.976
7	8 SVC SPORT MANAGEMENT	Lamborghini Huracan	1'47.043
8	176 PISANI EUGENIO	Porsche 997 Cup My12	1 Giro
9	98 NOVA RACE	Audi R8 LMS	2 Giri
10	206 NOVA RACE	Ginetta G55	3 Giri
11	207 NOVA RACE	Ginetta G55	3 Giri
12	163 MERENDINO MICHELE	Porsche 997 Cup	4 Giri

SPEED			
1	3 EASY RACE	Ferrari 488	251,2
2	19 ANTONELLI MOTORSPORT	Lamborghini Huracan	248,8
3	7 AUDI SPORT ITALIA	Audi R8 LMS	247,7
4	63 ANTONELLI MOTORSPORT	Lamborghini Huracan	247,1
5	27 SCUDERIA BALDINI 27	Ferrari 488 EVO	247,1
6	23 PETRI CORSE MOTORSPOR	Lamborghini Huracan	247,1
7	8 SVC SPORT MANAGEMENT	Lamborghini Huracan	244,9
8	98 NOVA RACE	Audi R8 LMS	244,9
9	176 PISANI EUGENIO	Porsche 997 Cup My12	243,8
10	163 MERENDINO MICHELE	Porsche 997 Cup	240,5
11	207 NOVA RACE	Ginetta G55	215,6
12	206 NOVA RACE	Ginetta G55	214,3

SEG. 1		SEG. 2		SEG. 3		SEG. 4					
1	3 EASY RACE	6.517	1	27 SCUDERIA BALDINI 27	26.985	1	7 AUDI SPORT ITALIA	36.924	1	27 SCUDERIA BALDINI 27	51.651
2	19 ANTONELLI MOTORSP	6.524	2	63 ANTONELLI MOTORSP	27.035	2	63 ANTONELLI MOTORSP	37.049	2	63 ANTONELLI MOTORSP	51.762
3	7 AUDI SPORT ITALIA	6.533	3	19 ANTONELLI MOTORSP	27.069	3	3 EASY RACE	37.074	3	3 EASY RACE	51.862
4	27 SCUDERIA BALDINI 27	6.552	4	3 EASY RACE	27.246	4	19 ANTONELLI MOTORSP	37.088	4	19 ANTONELLI MOTORSP	51.882
5	63 ANTONELLI MOTORSP	6.563	5	7 AUDI SPORT ITALIA	27.263	5	27 SCUDERIA BALDINI 27	37.093	5	7 AUDI SPORT ITALIA	52.024
6	23 PETRI CORSE MOTOR	6.571	6	23 PETRI CORSE MOTOR	27.314	6	23 PETRI CORSE MOTOR	37.134	6	23 PETRI CORSE MOTOR	52.327
7	98 NOVA RACE	6.573	7	8 SVC SPORT MANAGEM	27.556	7	8 SVC SPORT MANAGEM	37.740	7	8 SVC SPORT MANAGEM	52.473
8	8 SVC SPORT MANAGEM	6.628	8	98 NOVA RACE	28.625	8	98 NOVA RACE	38.420	8	98 NOVA RACE	54.372
9	176 PISANI EUGENIO	6.646	9	176 PISANI EUGENIO	29.248	9	176 PISANI EUGENIO	39.118	9	176 PISANI EUGENIO	56.080
10	163 MERENDINO MICHELE	6.755	10	206 NOVA RACE	30.197	10	163 MERENDINO MICHELE	40.668	10	163 MERENDINO MICHELE	58.119
11	207 NOVA RACE	7.529	11	207 NOVA RACE	30.390	11	207 NOVA RACE	42.128	11	206 NOVA RACE	58.167
12	206 NOVA RACE	7.560	12	163 MERENDINO MICHELE	30.867	12	206 NOVA RACE	42.347	12	207 NOVA RACE	58.294



Aci Racing Week End 11-12-13 Maggio 2018

C.I. Gran Turismo - Analisi Tempi Race 1

Paul Ricard 5.821 m

Start at 18:35'22.725

1 / 3

3 Easy Race (2'02.850)							
Giro	Seg.1	Seg.2	Seg.3	Seg.4	T. Giro	km/h	Local Time
1			37.545	51.963	2'04.334		18:37'27.059
2	6.539	27.773	37.647	52.075	2'04.034	246,0	18:39'31.093
3	6.566	27.584	37.300	52.011	2'03.461	246,6	18:41'34.554
4	6.556	27.603	37.227	51.982	2'03.368	246,6	18:43'37.922
5	6.541	27.445	37.230	52.030	2'03.246	246,6	18:45'41.168
6	6.544	27.472	37.362	52.032	2'03.410	246,6	18:47'44.578
7	6.534	27.536	37.397	52.280	2'03.747	247,1	18:49'48.325
8	6.548	27.647	37.319	52.909	2'04.423	248,3	18:51'52.748
9	6.517	28.367	37.533	52.277	2'04.694	250,6	18:53'57.442
10	6.536	27.691	37.431	52.379	2'04.037	251,2	18:56'01.479
11	6.530	27.703	37.531	1'00.879	2'12.643P	247,1	18:58'14.122
12	1'07.833	29.409	37.928	53.490	3'08.660P	149,6	19:01'22.782
13	6.580	27.847	37.762	52.499	2'04.688	244,9	19:03'27.470
14	6.599	27.440	37.598	52.310	2'03.947	242,2	19:05'31.417
15	6.576	27.373	37.142	52.821	2'03.912	242,7	19:07'35.329
16	6.576	27.496	37.562	52.417	2'04.051	246,0	19:09'39.380
17	6.554	27.506	37.205	51.862	2'03.127	248,3	19:11'42.507
18	6.560	27.449	37.151	52.949	2'04.109	243,8	19:13'46.616
19	6.571	27.338	37.635	52.425	2'03.969	246,0	19:15'50.585
20	6.551	27.246	37.134	51.919	2'02.850	249,4	19:17'53.435
21	6.569	27.399	37.074	52.054	2'03.096	244,3	19:19'56.531
22	6.559	27.340	37.248	52.254	2'03.401	246,6	19:21'59.932
23	6.564	27.345	37.324	52.383	2'03.616	248,8	19:24'03.548
24	6.557	27.878	37.972	53.505	2'05.912	246,6	19:26'09.460

Tempo di gara 50'46.735

7 Audi Sport Italia (2'02.928)							
Giro	Seg.1	Seg.2	Seg.3	Seg.4	T. Giro	km/h	Local Time
1			38.097	52.691	2'06.887		18:37'29.612
2	6.568	27.746	37.659	52.558	2'04.531	246,6	18:39'34.143
3	6.564	27.543	37.642	52.460	2'04.209	246,0	18:41'38.352
4	6.570	27.495	37.759	52.586	2'04.410	246,6	18:43'42.762
5	6.577	27.571	37.642	52.388	2'04.178	245,5	18:45'46.940
6	6.560	27.599	37.559	52.548	2'04.266	246,6	18:47'51.206
7	6.565	27.473	37.579	52.581	2'04.198	245,5	18:49'55.404
8	6.557	27.450	37.425	52.315	2'03.747	246,0	18:51'59.151
9	6.537	27.932	37.459	52.787	2'04.715	247,1	18:54'03.866
10	6.549	27.470	37.437	52.392	2'03.848	246,6	18:56'07.714
11	6.533	27.529	37.352	52.414	2'03.828	247,7	18:58'11.542
12	6.555	27.455	38.308	1'00.238	2'12.556P	246,6	19:00'24.098
13	1'22.523	29.704	37.554	52.564	3'22.345P	148,6	19:03'46.443
14	6.605	27.637	37.529	52.484	2'04.255	245,5	19:05'50.698
15	6.585	27.566	37.213	52.497	2'03.861	246,0	19:07'54.559
16	6.672	27.617	37.136	52.594	2'04.019	242,2	19:09'58.578
17	6.578	27.619	37.267	52.391	2'03.855	245,5	19:12'02.433
18	6.579	27.496	37.076	52.199	2'03.350	246,0	19:14'05.783
19	6.575	27.263	37.196	52.133	2'03.167	246,0	19:16'08.950
20	6.569	27.333	37.085	52.167	2'03.154	246,6	19:18'12.104
21	6.551	27.557	37.057	52.225	2'03.390	247,1	19:20'15.494
22	6.564	27.410	37.078	52.050	2'03.102	246,0	19:22'18.596
23	6.566	27.422	36.956	52.077	2'03.021	246,6	19:24'21.617
24	6.570	27.410	36.924	52.024	2'02.928	246,0	19:26'24.545

Tempo di gara 51'01.820

8 SVC Sport Management (2'04.687)							
Giro	Seg.1	Seg.2	Seg.3	Seg.4	T. Giro	km/h	Local Time
1			40.024	55.303	2'13.783		18:37'36.508
2	6.750	29.358	39.358	55.717	2'11.183	240,0	18:39'47.691
3	6.760	29.807	40.848	56.796	2'14.211	240,0	18:42'01.902
4	6.734	29.182	38.990	54.991	2'09.897	241,1	18:44'11.799
5	6.727	28.825	39.147	54.566	2'09.265	241,1	18:46'21.064
6	6.712	28.664	38.932	54.866	2'09.174	241,1	18:48'30.238
7	6.709	28.855	38.752	55.120	2'09.436	242,2	18:50'39.674
8	6.694	28.721	38.491	54.048	2'07.954	242,7	18:52'47.628

9	6.689	28.770	38.782	55.004	2'09.245	242,2	18:54'56.873
10	6.720	28.793	38.778	54.368	2'08.659	241,1	18:57'05.532
11	6.711	29.458	39.021	2'04.699	3'19.889P	241,6	19:00'25.421
12	21.251	29.863	38.686	53.335	2'23.135P	149,2	19:02'48.556
13	6.715	28.671	38.585	53.100	2'07.071	241,1	19:04'55.627
14	6.703	28.374	38.314	53.125	2'06.516	241,6	19:07'02.143
15	6.680	28.216	38.438	53.233	2'06.567	242,7	19:09'08.710
16	6.701	27.841	38.002	52.880	2'05.424	241,6	19:11'14.134
17	6.684	27.769	37.938	52.976	2'05.367	242,2	19:13'19.501
18	6.682	27.708	37.920	52.473	2'04.783	242,7	19:15'24.284
19	6.670	27.556	37.903	52.769	2'04.898	242,7	19:17'29.182
20	6.675	27.650	37.887	52.724	2'04.936	242,7	19:19'34.118
21	6.666	27.665	37.740	52.616	2'04.687	242,7	19:21'38.805
22	6.628	28.699	38.011	53.365	2'06.703	244,9	19:23'45.508
23	6.690	27.888	37.918	53.174	2'05.670	242,2	19:25'51.178
24	6.687	27.758	37.907	52.973	2'05.325	242,2	19:27'56.503

Tempo di gara 52'33.778

19 Antonelli Motorsport (2'02.825)							
Giro	Seg.1	Seg.2	Seg.3	Seg.4	T. Giro	km/h	Local Time
1			38.039	53.864	2'08.940		18:37'31.665
2	6.561	28.081	37.728	53.102	2'05.472	247,1	18:39'37.137
3	6.572	28.051	37.766	52.883	2'05.272	247,1	18:41'42.409
4	6.563	27.919	37.506	52.663	2'04.651	246,6	18:43'47.060
5	6.564	27.848	37.505	52.863	2'04.780	247,1	18:45'51.840
6	6.548	27.703	37.487	52.866	2'04.604	246,6	18:47'56.444
7	6.545	27.669	37.468	52.686	2'04.368	248,3	18:50'00.812
8	6.551	27.725	37.584	52.720	2'04.580	248,3	18:52'05.392
9	6.538	27.810	37.331	52.996	2'04.675	248,8	18:54'10.067
10	6.554	27.609	37.676	1'48.229	3'00.068P	247,1	18:57'10.135
11	21.224	28.236	37.379	52.326	2'19.165P	151,7	18:59'29.300
12	6.556	27.469	37.465	52.288	2'03.778	247,1	19:01'33.078
13	6.554	27.541	37.320	52.275	2'03.690	247,1	19:03'36.768
14	6.581	27.224	37.375	52.118	2'03.298	246,6	19:05'40.066
15	6.567	27.174	37.226	52.345	2'03.312	247,1	19:07'43.378
16	6.524	27.639	37.404	52.607	2'04.174	248,8	19:09'47.552
17	6.543	27.724	37.574	52.990	2'04.831	248,3	19:11'52.383
18	6.562	27.501	37.103	52.788	2'03.954	247,1	19:13'56.337
19	6.577	27.319	37.283	52.160	2'03.339	247,1	19:15'59.676
20	6.535	27.157	37.667	51.882	2'03.241	248,8	19:18'02.917
21	6.549	27.633	37.095	52.517	2'03.794	246,6	19:20'06.711
22	6.545	27.223	37.196	52.037	2'03.001	247,7	19:22'09.712
23	6.537	27.115	37.218	52.206	2'03.076	248,3	19:24'12.788
24	6.540	27.069	37.088	52.128	2'02.825	248,3	19:26'15.613

Tempo di gara 50'52.888

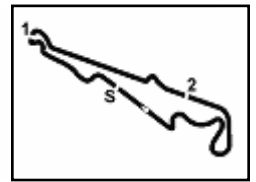
23 Petri Corse Motorsport (2'03.723)							
Giro	Seg.1	Seg.2	Seg.3	Seg.4	T. Giro	km/h	Local Time
1			37.871	52.636	2'06.291		18:37'29.016
2	6.576	27.870	37.692	52.509	2'04.647	246,0	18:39'33.663
3	6.582	27.372	37.648	52.438	2'04.040	247,1	18:41'37.703
4	6.571	27.589	37.459	52.516	2'04.135	246,0	18:43'41.838
5	6.610	27.422	37.590	52.747	2'04.369	245,5	18:45'46.207
6	6.579	27.558	37.325	52.327	2'03.789	246,6	18:47'49.996
7	6.581	27.467	37.364	52.508	2'03.920	246,0	18:49'53.916
8	6.577	27.325	37.236	52.732	2'03.870	245,5	18:51'57.786
9	6.596	27.665	38.343	52.698	2'05.302	245,5	18:54'03.088
10	6.591	27.484	37.440	52.634	2'04.149	245,5	18:56'07.237
11	6.573	27.330	37.457	52.511	2'03.871	246,0	18:58'11.108
12	6.593	27.376	37.558	1'46.420	2'57.947P	245,5	19:01'09.055
13	21.132	29.142	37.876	53.195	2'21.345P	151,7	19:03'30.400
14	6.621	27.778	37.659	52.982	2'05.040	244,9	19:05'35.440
15	6.599	29.114	38.320	53.199	2'07.232	246,0	19:07'42.672
16	6.586	27.542	37.605	52.677	2'04.410	246,0	19:09'47.082
17	6.592	27.522	37.219	52.797	2'04.130	246,0	19:11'51.212
18	6.591	27.812	37.387	53.653	2'05.443	245,5	19:13'56.655

12/05/2018

P = Box In/Out - C = Tempo Invalidato

Powered by FICr PERUGIATIMING





Paul Ricard 5.821 m

Aci Racing Week End 11-12-13 Maggio 2018

C.I. Gran Turismo - Analisi Tempi Race 1

Start at 18:35'22.725

2 / 3

19	6.595	27.664	37.500	52.530	2'04.289	245,5	19:16'00.944	2	6.644	29.308	39.314	54.887	2'10.153	242,7	18:39'48.075
20	6.632	28.032	38.590	52.424	2'05.678	245,5	19:18'06.622	3	6.671	29.885	40.606	55.777	2'12.939	236,8	18:42'01.014
21	6.579	27.314	37.251	52.579	2'03.723	246,6	19:20'10.345	4	6.665	29.219	39.198	55.029	2'10.111	240,5	18:44'11.125
22	6.575	27.596	37.248	52.368	2'03.787	246,6	19:22'14.132	5	6.657	28.814	39.105	54.531	2'09.107	242,2	18:46'20.232
23	6.591	27.855	37.134	52.345	2'03.925	245,5	19:24'18.057	6	6.661	28.884	38.977	54.739	2'09.261	241,1	18:48'29.493
24	6.580	27.855	37.194	52.503	2'04.132	246,0	19:26'22.189	7	6.654	28.701	39.098	55.145	2'09.598	241,6	18:50'39.091

Tempo di gara 50'59.464

27 Scuderia Baldini 27 (2'02.321)

Giro	Seg.1	Seg.2	Seg.3	Seg.4	T. Giro	km/h	Local Time
1			37.784	54.055	2'09.417		18:37'32.142
2	6.587	28.039	37.574	53.292	2'05.492	246,0	18:39'37.634
3	6.608	27.961	37.587	53.176	2'05.332	246,0	18:41'42.966
4	6.613	27.995	37.528	52.483	2'04.619	244,9	18:43'47.585
5	6.571	27.737	37.622	52.700	2'04.630	246,0	18:45'52.215
6	6.552	27.722	37.492	53.392	2'05.158	247,1	18:47'57.373
7	6.580	28.221	37.441	52.463	2'04.705	246,6	18:50'02.078
8	6.570	27.745	37.474	52.415	2'04.204	246,6	18:52'06.282
9	6.560	27.729	37.328	52.769	2'04.386	247,1	18:54'10.668
10	6.580	27.684	37.548	1'01.573	2'13.385P	246,0	18:56'24.053
11	1'33.823	28.486	37.751	52.413	3'32.473P	150,8	18:59'56.526
12	6.600	27.561	37.581	52.089	2'03.831	244,9	19:02'00.357
13	6.602	27.287	37.388	51.899	2'03.176	244,9	19:04'03.533
14	6.606	27.203	37.381	52.399	2'03.589	244,9	19:06'07.122
15	6.610	27.266	37.309	52.169	2'03.354	244,9	19:08'10.476
16	6.597	27.103	37.265	51.991	2'02.956	244,9	19:10'13.432
17	6.591	27.140	37.907	52.269	2'03.907	245,5	19:12'17.339
18	6.565	27.317	37.431	52.063	2'03.376	246,6	19:14'20.715
19	6.591	27.145	37.181	51.769	2'02.686	244,9	19:16'23.401
20	6.570	27.202	37.266	52.021	2'03.059	246,0	19:18'26.460
21	6.582	27.012	37.093	52.013	2'02.700	245,5	19:20'29.160
22	6.578	27.200	37.197	51.805	2'02.780	246,0	19:22'31.940
23	6.553	27.617	37.179	51.826	2'03.175	246,6	19:24'35.115
24	6.571	26.985	37.114	51.651	2'02.321	246,0	19:26'37.436

Tempo di gara 51'14.711

63 Antonelli Motorsport (2'02.589)

Giro	Seg.1	Seg.2	Seg.3	Seg.4	T. Giro	km/h	Local Time
1			37.812	52.673	2'05.998		18:37'28.723
2	6.611	27.763	37.537	52.377	2'04.288	245,5	18:39'33.011
3	6.626	27.684	37.454	52.229	2'03.993	244,9	18:41'37.004
4	6.617	27.657	37.311	52.194	2'03.779	244,9	18:43'40.783
5	6.603	27.396	37.543	52.150	2'03.692	244,9	18:45'44.475
6	6.601	27.502	37.454	52.083	2'03.640	246,0	18:47'48.115
7	6.602	27.377	37.405	52.035	2'03.419	245,5	18:49'51.534
8	6.590	27.403	37.412	52.296	2'03.701	246,0	18:51'55.235
9	6.586	27.543	37.626	52.183	2'03.938	246,0	18:53'59.173
10	6.580	27.485	37.438	1'52.374	3'03.877P	246,6	18:57'03.050
11	21.192	28.730	37.473	52.077	2'19.472P	149,8	18:59'22.522
12	6.646	27.416	37.371	51.858	2'03.291	243,8	19:01'25.813
13	6.627	27.374	37.636	53.449	2'05.086	244,3	19:03'30.899
14	6.615	28.005	37.427	52.702	2'04.749	245,5	19:05'35.648
15	6.589	28.896	46.025	52.032	2'13.542	246,0	19:07'49.190
16	6.625	27.298	37.608	51.843	2'03.374	244,9	19:09'52.564
17	6.610	27.334	37.168	52.002	2'03.114	246,0	19:11'55.678
18	6.616	27.233	37.256	51.992	2'03.097	244,9	19:13'58.775
19	6.601	27.145	37.125	51.914	2'02.785	245,5	19:16'01.560
20	6.564	27.605	37.829	51.881	2'03.879	246,6	19:18'05.439
21	6.607	27.035	37.165	51.782	2'02.589	245,5	19:20'08.028
22	6.581	27.142	37.065	51.844	2'02.632	246,6	19:22'10.660
23	6.585	27.238	37.049	51.762	2'02.634	246,6	19:24'13.294
24	6.563	27.122	37.112	52.444	2'03.241	247,1	19:26'16.535

Tempo di gara 50'53.810

98 Nova Race (2'08.152)

Giro	Seg.1	Seg.2	Seg.3	Seg.4	T. Giro	km/h	Local Time
1			40.482	55.577	2'15.197		18:37'37.922

Giro	Seg.1	Seg.2	Seg.3	Seg.4	T. Giro	km/h	Local Time
9	6.636	28.690	38.420	56.666	2'10.412	242,7	18:54'57.655
10	6.607	29.944	39.477	54.484	2'10.512	242,2	18:57'08.167
11	6.623	29.254	39.042	1'03.924	2'18.843P	242,7	18:59'27.010
12	3'26.595	33.610	40.184	58.018	5'38.407P	145,6	18:44'11.125
13	6.689	29.864	39.625	55.467	2'11.645	241,1	19:07'17.062
14	6.623	29.396	39.296	55.813	2'11.128	242,7	19:09'28.190
15	6.610	29.158	38.881	54.864	2'09.513	242,7	19:11'37.703
16	6.595	28.953	39.068	55.647	2'10.263	244,3	19:13'47.966
17	6.573	29.107	38.899	54.928	2'09.507	244,9	19:15'57.473
18	6.597	32.354	39.545	55.188	2'13.684	243,2	19:18'11.157
19	7.613	29.629	39.139	54.857	2'11.238	210,9	19:20'22.395
20	6.594	28.836	38.747	54.429	2'08.606	243,2	19:22'31.001
21	6.581	29.594	39.071	55.420	2'10.666	244,3	19:24'41.667
22	6.594	29.165	38.977	55.706	2'10.442	243,8	19:26'52.109

Tempo di gara 51'29.384

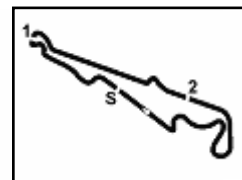
163 Merendino Michele (2'17.253)

Giro	Seg.1	Seg.2	Seg.3	Seg.4	T. Giro	km/h	Local Time
1			44.117	1'00.109	2'34.713		18:37'57.438
2	6.966	32.848	42.399	59.188	2'21.401	233,3	18:40'18.839
3	6.961	31.957	41.845	58.359	2'19.122	233,8	18:42'37.961
4	6.917	31.313	41.828	1'00.063	2'20.121	235,3	18:44'58.082
5	6.928	31.184	41.319	58.515	2'17.946	235,3	18:47'16.028
6	6.893	30.882	41.162	58.944	2'17.881	236,3	18:49'33.909
7	6.939	31.172	41.023	58.119	2'17.253	234,8	18:51'51.162
8	6.914	46.867	43.831	1'02.831	2'40.443	236,3	18:54'31.605
9	7.387	35.368	45.947	1'06.095	2'34.797	217,7	18:57'06.402
10	9.663	38.134	53.222	1'10.405	2'51.424	165,9	18:59'57.826
11	9.182	35.045	49.239	1'16.109	2'49.575P	182,4	19:02'47.401
12	1'40.767	36.199	47.137	1'06.823	4'10.926P	143,0	19:06'58.327
13	8.141	36.970	46.856	1'04.439	2'36.406	174,8	19:09'34.733
14	7.330	34.676	47.231	1'04.113	2'33.350	206,1	19:12'08.083
15	7.106	32.724	45.303	1'01.734	2'26.867	227,8	19:14'34.950
16	6.906	32.440	42.147	59.849	2'21.342	217,3	19:16'56.292
17	6.813	30.987	40.696	58.814	2'17.310	237,9	19:19'13.602
18	6.755	31.585	41.285	59.341	2'18.966	240,5	19:21'32.568
19	6.775	31.576	43.946	59.174	2'21.471	240,0	19:23'54.039
20	6.800	30.867	40.668	1'00.524	2'18.859	240,5	19:26'12.898

Tempo di gara 50'50.173

176 Pisani Eugenio (2'11.355)

Giro	Seg.1	Seg.2	Seg.3	Seg.4	T. Giro	km/h	Local Time
1			40.691	57.608	2'18.575		18:37'41.300
2	6.719	30.982	41.116	58.255	2'17.072	240,5	18:39'58.372
3	6.721	30.906	40.518	58.082	2'16.227	240,5	18:42'14.599
4	6.701	30.903	40.455	57.601	2'15.660	241,6	18:44'30.259
5	6.696	30.571	40.367	57.186	2'14.820	242,2	18:46'45.079
6	6.689	30.243	40.369	59.863	2'17.164	242,2	18:49'02.243
7	6.722	30.268	40.053	57.916	2'14.959	241,6	18:51'17.202
8	6.667	30.574	39.794	58.502	2'15.537	242,7	18:53'32.739
9	6.814	30.545	40.209	59.130	2'16.698	241,1	18:55'49.437
10	6.691	30.183	40.892	1'06.764	2'24.530P	242,7	18:58'13.967
11	1'19.222	32.327	41.037	56.857	3'29.443P	141,9	19:01'43.410
12	6.714	29.829	39.809	56.628	2'12.980	241,6	19:03'56.390
13	6.712	29.546	39.471	56.910	2'12.639	241,6	19:06'09.029
14	6.684	29.787	39.579	56.545	2'12.595	243,8	19:08'21.624
15	6.685	29.857	39.780	56.274	2'12.596	242,7	19:10'34.220
16	6.658	29.706	39.334	56.271	2'11.969	243,2	19:12'46.189
17	6.683	29.707	40.268	57.501	2'14.159	243,2	19:15'00.348



Paul Ricard 5.821 m

3 / 3

Aci Racing Week End 11-12-13 Maggio 2018

C.I. Gran Turismo - Analisi Tempi Race 1

Start at 18:35'22.725

18	6.652	29.735	39.459	56.733	2'12.579	243,2	19:17'12.927
19	6.684	29.501	39.826	56.614	2'12.625	243,2	19:19'25.552
20	6.646	29.603	39.485	56.237	2'11.971	243,8	19:21'37.523
21	6.684	30.664	39.553	56.092	2'12.993	230,8	19:23'50.516
22	6.646	29.929	39.118	56.115	2'11.808	243,8	19:26'02.324
23	6.689	29.248	39.338	56.080	2'11.355	242,7	19:28'13.679

Tempo di gara 52'50.954

206 Nova Race (2'18.465)

Giro	Seg.1	Seg.2	Seg.3	Seg.4	T. Giro	km/h	Local Time
1			43.348	59.053	2'23.351		18:37'46.076
2	7.609	31.013	42.624	58.971	2'20.217	212,6	18:40'06.293
3	7.579	30.719	42.624	58.783	2'19.705	213,9	18:42'25.998
4	7.560	30.782	42.712	59.242	2'20.296	214,3	18:44'46.294
5	7.616	31.161	43.048	59.615	2'21.440	212,2	18:47'07.734
6	7.603	31.236	42.931	59.065	2'20.835	213,0	18:49'28.569
7	7.627	31.025	42.605	58.969	2'20.226	211,8	18:51'48.795
8	7.612	31.752	43.719	1'00.802	2'23.885	212,6	18:54'12.680
9	7.637	30.634	42.655	58.212	2'19.138	212,6	18:56'31.818
10	7.577	30.515	42.600	58.526	2'19.218	213,0	18:58'51.036
11	7.560	30.690	42.435	1'07.361	2'28.046P	213,9	19:01'19.082
12	1'43.016	33.108	43.942	59.415	3'59.481P	128,1	19:05'18.563
13	7.612	31.150	43.223	59.047	2'21.032	213,0	19:07'39.595
14	7.610	31.488	42.607	59.033	2'20.738	212,6	19:10'00.333
15	7.601	30.830	42.731	59.913	2'21.075	213,0	19:12'21.408
16	7.590	30.444	42.507	58.343	2'18.884	213,0	19:14'40.292
17	7.595	30.367	42.408	58.238	2'18.608	213,0	19:16'58.900
18	7.606	30.341	42.351	58.167	2'18.465	213,0	19:19'17.365
19	7.579	30.199	42.347	58.441	2'18.566	213,4	19:21'35.931
20	7.619	31.560	42.653	58.448	2'20.280	212,6	19:23'56.211
21	7.608	30.197	43.233	59.156	2'20.194	213,0	19:26'16.405

Tempo di gara 50'53.680

207 Nova Race (2'18.934)

Giro	Seg.1	Seg.2	Seg.3	Seg.4	T. Giro	km/h	Local Time
1			43.461	58.625	2'22.607		18:37'45.332
2	7.565	30.906	42.803	58.591	2'19.865	213,9	18:40'05.197
3	7.590	30.390	42.975	58.521	2'19.476	213,4	18:42'24.673
4	7.552	30.577	53.915	1'01.078	2'33.122	214,3	18:44'57.795
5	7.586	31.310	42.539	58.909	2'20.344	213,9	18:47'18.139
6	7.554	30.807	42.579	58.294	2'19.234	214,3	18:49'37.373
7	7.593	30.582	42.243	59.431	2'19.849	213,9	18:51'57.222
8	7.529	30.647	42.379	1'00.496	2'21.051	215,6	18:54'18.273
9	7.598	30.987	42.563	58.426	2'19.574	213,9	18:56'37.847
10	7.574	30.631	42.424	58.376	2'19.005	214,3	18:58'56.852
11	7.549	30.730	42.229	58.426	2'18.934	214,3	19:01'15.786
12	7.585	30.947	43.117	1'06.089	2'27.738P	213,0	19:03'43.524
13	1'30.789	32.352	42.639	59.264	3'45.044P	133,5	19:07'28.568
14	7.584	31.207	42.346	1'00.033	2'21.170	213,4	19:09'49.738
15	7.558	31.529	43.606	59.152	2'21.845	214,3	19:12'11.583
16	7.543	30.866	42.259	58.965	2'19.633	214,7	19:14'31.216
17	7.566	30.941	42.204	58.838	2'19.549	214,3	19:16'50.765
18	7.551	30.779	42.339	59.390	2'20.059	214,7	19:19'10.824
19	7.558	30.818	42.227	58.804	2'19.407	213,9	19:21'30.231
20	7.576	30.673	42.235	58.899	2'19.383	213,0	19:23'49.614
21	7.550	31.334	42.128	1'00.082	2'21.094	214,3	19:26'10.708

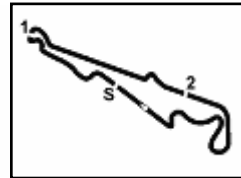
Tempo di gara 50'47.983 + 5.724Pen

12/05/2018

P = Box In/Out - C = Tempo Invalidato

Powered by FICr PERUGIATIMING



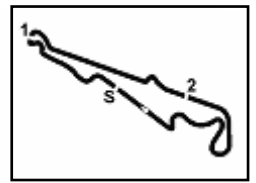


Paul Ricard 5.821 m

Aci Racing Week End 11-12-13 Maggio 2018

C.I. Gran Turismo - Pit Times Race 1

No.	Concorrente	Conduttore		Tempo di gara	Orario Locale	Time
3	Easy Race	D.MANCINELLI	INGRESSO BC	22'42.132	18:58'04.857	
		A.FONTANA	USCITA BOX	23'54.640	18:59'17.365	1'12.508
7	Audi Sport Italia	B.BARUCH	INGRESSO BC	24'52.288	19:00'15.013	
		B.TRELUYER	USCITA BOX	26'19.448	19:01'42.173	1'27.160
8	SVC Sport Management	C.MEZARD	INGRESSO BC	23'52.900	18:59'15.625	
		S.HIESSE	USCITA BOX	25'19.640	19:00'42.365	1'26.740
19	Antonelli Motorsport	M.VEDEL	INGRESSO BC	20'51.327	18:56'14.052	
		L.VEGLIA	USCITA BOX	22'04.366	18:57'27.091	1'13.039
23	Petri Corse Motorsport	G.BARRI	INGRESSO BC	24'51.226	19:00'13.951	
		A.PALMA	USCITA BOX	26'03.262	19:01'25.987	1'12.036
27	Scuderia Baldini 27	S.GAI	INGRESSO BC	20'52.109	18:56'14.834	
		G.FISICHELLA	USCITA BOX	22'30.785	18:57'53.510	1'38.676
63	Antonelli Motorsport	G.ALTOÈ	INGRESSO BC	20'39.536	18:56'02.261	
		D.ZAMPIERI	USCITA BOX	21'57.133	18:57'19.858	1'17.597
98	Nova Race	L.MAGNONI	INGRESSO BC	23'55.303	18:59'18.028	
		E.GARBELLI	USCITA BOX	27'26.480	19:02'49.205	3'31.177
163	Merendino Michele	M.MERENDINO	INGRESSO BC	27'14.941	19:02'37.666	
		D.DI BENEDETTO	USCITA BOX	29'00.832	19:04'23.557	1'45.891
176	Pisani Eugenio	V.SAUTO	INGRESSO BC	22'41.773	18:58'04.498	
		E.PISANI	USCITA BOX	24'05.674	18:59'28.399	1'23.901
206	Nova Race	E.GARBELLI	INGRESSO BC	25'46.969	19:01'09.694	
		L.MAGNONI	USCITA BOX	27'34.380	19:02'57.105	1'47.411
207	Nova Race	H.KAUPPI	INGRESSO BC	28'11.744	19:03'34.469	
		A.MARCHETTI	USCITA BOX	29'46.836	19:05'09.561	1'35.092



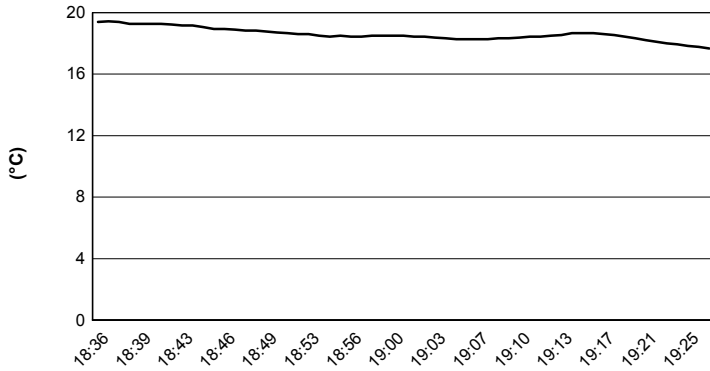
Paul Ricard 5.821 m

Aci Racing Week End 11-12-13 Maggio 2018

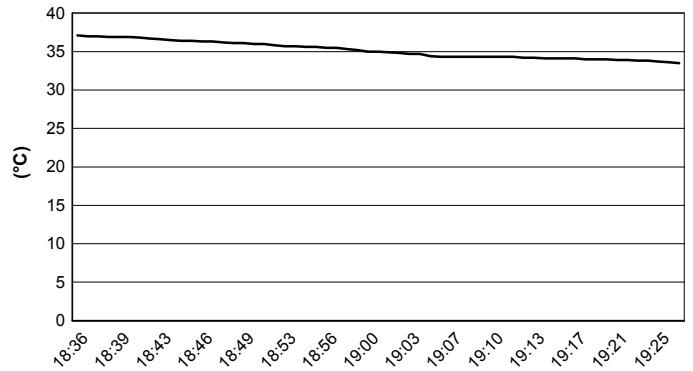
C.I. Gran Turismo - Meteo Race 1

Session started 18:36 - Session ended 19:28

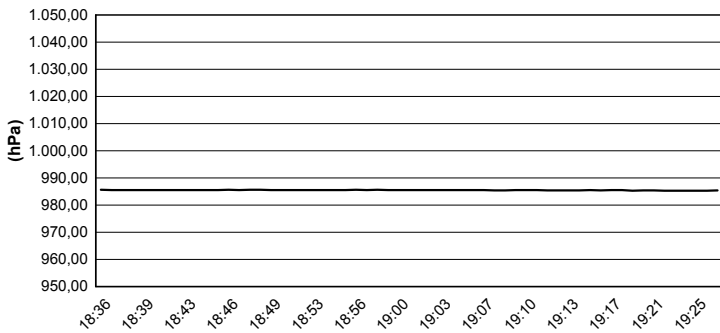
Air Temperature



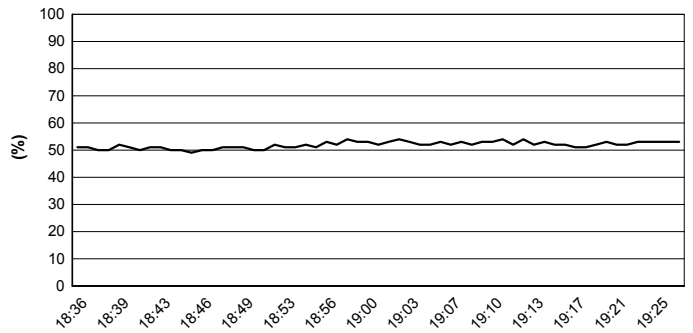
Track Temperature



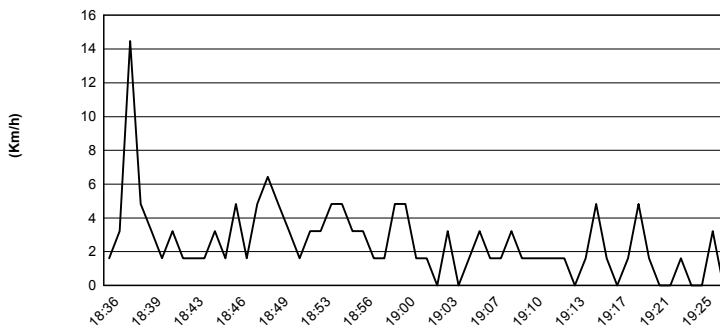
Air Pressure



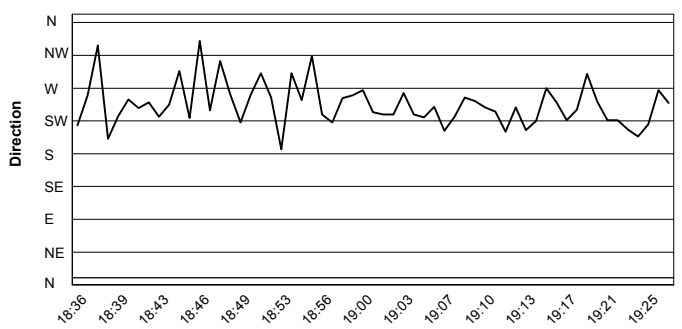
Humidity



Wind Speed



Wind Direction



12/05/2018