

Paul Ricard 5.821 m

**Aci Racing Week End 11-12-13 Maggio 2018**

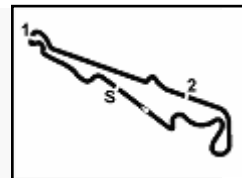
**TCR Italy Touring Car Championship - Contagiri Race 2**

Giro		
	1	2
1	99	99
2	10	10
3	27	27
4	11	11
5	67	67
6	4	4
7	19	19
8	8	8
9	63	63
10	7	7
11	9	9
12	55	55
13	56	56
14	12	12
15	23	23
16	42	42
17	24	24
18	3	3
19	69	69

Final Result		
1	<b>99 LARINI A.</b>	Giri 2
2	<b>10 PAOLINO F.</b>	5.642
3	<b>27 RODRIGUES J.</b>	8.287
4	<b>11 SCHMARL J.</b>	11.222
5	<b>67 PELLEGRINI ANATRELLA M.</b>	5.986
6	<b>4 GRECO M.</b>	18.968
7	<b>19 SCALVINI E.</b>	21.858
8	<b>8 BALDAN N.</b>	26.205
9	<b>63 ALTOÈ G.</b>	29.831
10	<b>7 GAGLIANO M.</b>	33.370
11	<b>9 DIONISIO E.</b>	37.295
12	<b>55 GROSS P.</b>	41.137
13	<b>56 BENNINGER G.</b>	44.496
14	<b>12 CAGLAYAN C.</b>	48.186
15	<b>23 THELLUNG A.</b>	52.990
16	<b>42 FERRARA L.</b>	56.815
17	<b>24 NICOLI L.</b>	1'01.171
18	<b>3 MUGELLI M.</b>	1'05.377
19	<b>69 BETTERA E.</b>	1'10.366

Powered by FICr PERUGIATIMING





Paul Ricard 5.821 m

# Aci Racing Week End 11-12-13 Maggio 2018

## TCR Italy Touring Car Championship - Classifica di Classe Race 2

### TCR DSG

Giri 2 = 11,642 km - Media 60,111 km/h - Tempo di gara 11'37.228

Num.	Conduttore	Naz	Concorrente	Scuderia	Auto	Giri	Tempo	Dist.	Rel.	Giro Veloce
1	<b>63 ALTOÈ</b> Giovanni	ITA	Altoè Giovanni	Pit Lane Competizioni	Audi RS3 LMS	2	11'37.228			
2	<b>7 GAGLIANO</b> Massimiliano	ITA	Gagliano Massimiliano		Seat Leon TCR DSG	2	11'40.767	<b>3.539</b>	<b>3.539</b>	
3	<b>9 DIONISIO</b> Ermanno	ITA	Dionisio Ermanno	Pit Lane Competizioni	Audi RS3 LMS	2	11'44.692	<b>7.464</b>	<b>3.925</b>	
4	<b>55 GROSS</b> Peter	AUT	Team Wimmer Werk Motorsport	Team Wimmer Werk Motorsport	Seat Cupra TCR	2	11'48.534	<b>11.306</b>	<b>3.842</b>	
5	<b>56 BENNINGER</b> Gunter	AUT	Team Wimmer Werk Motorsport	Team Wimmer Werk Motorsport	Seat Cupra TCR	2	11'51.893	<b>14.665</b>	<b>3.359</b>	
6	<b>23 THELLUNG</b> Alessandro	ITA	Thellung Alessandro		Seat Leon Racer	2	12'00.387	<b>23.159</b>	<b>8.494</b>	

Partenti: 6 Non Partiti: 0 Ritirati: 0 Non Classificati: 0 Classificati: 6 Esclusi: 0

Giro Veloce N. 0 Num. 23 Alessandro Thellung Tempo Media. 0,059 Km/h

### Classe TCR

Giri 2 = 11,642 km - Media 62,798 km/h - Tempo di gara 11'07.397

Num.	Conduttore	Naz	Concorrente	Scuderia	Auto	Giri	Tempo	Dist.	Rel.	Giro Veloce
1	<b>99 LARINI</b> Andrea	ITA	Larini Andrea	Pit Lane Competizioni	Seat Leon Cupra	2	11'07.397			
2	<b>10 PAOLINO</b> Federico	ITA	BRC Racing Team	BRC Racing Team	Hyundai I30 N TCR	2	11'13.039	<b>5.642</b>	<b>5.642</b>	
3	<b>27 RODRIGUES</b> Jose	PRT	Target srl	Target	Honda Civic TCR	2	11'15.684	<b>8.287</b>	<b>2.645</b>	
4	<b>11 SCHMARL</b> Jurgen	AUT	Target srl	Target	Honda Civic TCR	2	11'18.619	<b>11.222</b>	<b>2.935</b>	
5	<b>67 PELLEGRINI ANATRELLA</b> Marco	ITA	Target srl	Target	Honda Civic TCR	2	11'23.383	<b>15.986</b>	<b>4.764</b>	
6	<b>4 GRECO</b> Matteo	ITA	Tavano Salvatore		Seat Leon TCR Seq	2	11'26.365	<b>18.968</b>	<b>2.982</b>	
7	<b>19 SCALVINI</b> Eric	ITA	BRC Racing Team	BRC Racing Team	Hyundai I30 N TCR	2	11'29.255	<b>21.858</b>	<b>2.890</b>	
8	<b>8 BALDAN</b> Nicola	ITA	Baldan Nicola	Pit Lane Competizioni	Hyundai I30 TCR	2	11'33.602	<b>26.205</b>	<b>4.347</b>	
9	<b>12 CAGLAYAN</b> Celik	TUR	Toksport WRT	Toksport WRT	Seat Leon TCR Seq	2	11'55.583	<b>48.186</b>	<b>21.981</b>	
10	<b>42 FERRARA</b> Luigi	ITA	42 Racing SA	V-Action Racing Team	Alfa Romeo Giulietta TCR	2	12'04.212	<b>56.815</b>	<b>8.629</b>	
11	<b>24 NICOLI</b> Lorenzo	ITA	Nicoli Lorenzo		Honda Civic TCR	2	12'08.568	<b>1'01.171</b>	<b>4.356</b>	
12	<b>3 MUGELLI</b> Massimiliano	ITA	Mugelli Massimiliano		Honda Civic TCR	2	12'12.774	<b>1'05.377</b>	<b>4.206</b>	
13	<b>69 BETTERA</b> Enrico	ITA	Bettera Enrico	Pit Lane Competizioni	Audi RS3 LMS	2	12'17.763	<b>1'10.366</b>	<b>4.989</b>	

Partenti: 13 Non Partiti: 0 Ritirati: 0 Non Classificati: 0 Classificati: 13 Esclusi: 0

Giro Veloce N. 0 Num. 10 Federico Paolino Tempo Media. 0,059 Km/h

Umidità	94%	ARIA	9°C
Condizioni	Wet	Temp.	12°C

Race Director : Marotta G.

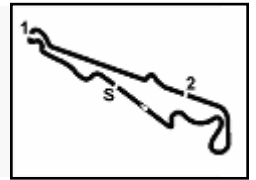
Clerk of the Course : Ferrari A.

13/05/2018 Inizio 10:45 Fine 11:34

Esposta alle: .....

Powered by FICr PERUGIATIMING





Paul Ricard 5.821 m

## Aci Racing Week End 11-12-13 Maggio 2018

### TCR Italy Touring Car Championship - Classifica Provvisoria Race 2

Giri 2 = 11,642 km - Media 62,798 km/h - Tempo di gara 11'07.397

Num.	Conduttore	Naz	Concorrente	Scuderia	Auto	Classe	Giri	Tempo	Dist.	Rel.	Giro Veloce
1	<b>99 LARINI</b> Andrea	ITA	Larini Andrea	Pit Lane Competizioni	Seat Leon Cupra	TCR	2	11'07.397			
2	<b>10 PAOLINO</b> Federico	ITA	BRC Racing Team	BRC Racing Team	Hyundai I30 N TCR	TCR	2	11'13.039	<b>5.642</b>	<b>5.642</b>	
3	<b>27 RODRIGUES</b> Jose	PRT	Target srl	Target	Honda Civic TCR	TCR	2	11'15.684	<b>8.287</b>	<b>2.645</b>	
4	<b>11 SCHMARL</b> Jurgen	AUT	Target srl	Target	Honda Civic TCR	TCR	2	11'18.619	<b>11.222</b>	<b>2.935</b>	
5	<b>67 PELLEGRINI ANATRELLA</b> Marco	ITA	Target srl	Target	Honda Civic TCR	TCR	2	11'23.383	<b>15.986</b>	<b>4.764</b>	
6	<b>4 GRECO</b> Matteo	ITA	Tavano Salvatore		Seat Leon TCR Seq	TCR	2	11'26.365	<b>18.968</b>	<b>2.982</b>	
7	<b>19 SCALVINI</b> Eric	ITA	BRC Racing Team	BRC Racing Team	Hyundai I30 N TCR	TCR	2	11'29.255	<b>21.858</b>	<b>2.890</b>	
8	<b>8 BALDAN</b> Nicola	ITA	Baldan Nicola	Pit Lane Competizioni	Hyundai I30 TCR	TCR	2	11'33.602	<b>26.205</b>	<b>4.347</b>	
9	<b>63 ALTOÈ</b> Giovanni	ITA	Altoè Giovanni	Pit Lane Competizioni	Audi RS3 LMS	DSG	2	11'37.228	<b>29.831</b>	<b>3.626</b>	
10	<b>7 GAGLIANO</b> Massimiliano	ITA	Gagliano Massimiliano		Seat Leon TCR DSG	DSG	2	11'40.767	<b>33.370</b>	<b>3.539</b>	
11	<b>9 DIONISIO</b> Ermanno	ITA	Dionisio Ermanno	Pit Lane Competizioni	Audi RS3 LMS	DSG	2	11'44.692	<b>37.295</b>	<b>3.925</b>	
12	<b>55 GROSS</b> Peter	AUT	Team Wimmer Werk Motorsport	Team Wimmer Werk Motorsport	Seat Cupra TCR	DSG	2	11'48.534	<b>41.137</b>	<b>3.842</b>	
13	<b>56 BENNINGER</b> Gunter	AUT	Team Wimmer Werk Motorsport	Team Wimmer Werk Motorsport	Seat Cupra TCR	DSG	2	11'51.893	<b>44.496</b>	<b>3.359</b>	
14	<b>12 CAGLAYAN</b> Celik	TUR	Toksport WRT	Toksport WRT	Seat Leon TCR Seq	TCR	2	11'55.583	<b>48.186</b>	<b>3.690</b>	
15	<b>23 THELLUNG</b> Alessandro	ITA	Thellung Alessandro		Seat Leon Racer	DSG	2	12'00.387	<b>52.990</b>	<b>4.804</b>	
16	<b>42 FERRARA</b> Luigi	ITA	42 Racing SA	V-Action Racing Team	Alfa Romeo Giulietta TCR	TCR	2	12'04.212	<b>56.815</b>	<b>3.825</b>	
17	<b>24 NICOLI</b> Lorenzo	ITA	Nicoli Lorenzo		Honda Civic TCR	TCR	2	12'08.568	<b>1'01.171</b>	<b>4.356</b>	
18	<b>3 MUGELLI</b> Massimiliano	ITA	Mugelli Massimiliano		Honda Civic TCR	TCR	2	12'12.774	<b>1'05.377</b>	<b>4.206</b>	
19	<b>69 BETTERA</b> Enrico	ITA	Bettera Enrico	Pit Lane Competizioni	Audi RS3 LMS	TCR	2	12'17.763	<b>1'10.366</b>	<b>4.989</b>	

Partenti:: 19 Non Partiti:: 0 Ritirati:: 0 Non Classificati:: 0 Classificati:: 19 Esclusi:: 0

Giro Veloce N. 0 Num. 10 Federico Paolino Tempo Media. 0,059 Km/h

Effettuato il 40% della durata totale prevista in origine.

Competizione interrotta con bandiera rossa per avverse condizioni meteo in ossequio art. 14.12 e 14.13 RDS ACI Sport 2018 Velocità in Circuito.

Umidità	94%	ARIA	9°C
Condizioni	Wet	Temp.	12°C

Race Director : Marotta G.

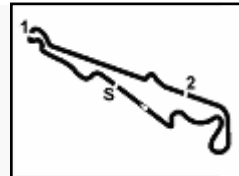
Clerk of the Course : Ferrari A.

13/05/2018 Inizio 10:45 Fine 11:34

Esposta alle: .....

Powered by FICr PERUGIATIMING





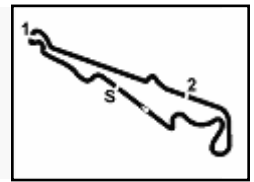
Paul Ricard 5.821 m

## Aci Racing Week End 11-12-13 Maggio 2018

### TCR Italy Touring Car Championship - Griglia di Partenza Race 2

Durata: 25' + 1 Lap

		<b>69</b>	<b>BETTERA E.</b> Audi RS3 LMS	<b>10</b>
<b>3</b>	<b>MUGELLI M.</b> Honda Civic TCR	<b>24</b>	<b>NICOLI L.</b> Honda Civic TCR	<b>9</b>
<b>42</b>	<b>FERRARA L.</b> Alfa Romeo Giulietta TCR	<b>23</b>	<b>THELLUNG A.</b> Seat Leon Racer	<b>8</b>
<b>12</b>	<b>CAGLAYAN C.</b> Seat Leon TCR Seq	<b>56</b>	<b>BENNINGER G.</b> Seat Cupra TCR	<b>7</b>
<b>55</b>	<b>GROSS P.</b> Seat Cupra TCR	<b>9</b>	<b>DIONISIO E.</b> Audi RS3 LMS	<b>6</b>
<b>7</b>	<b>GAGLIANO M.</b> Seat Leon TCR DSG	<b>63</b>	<b>ALTOÈ G.</b> Audi RS3 LMS	<b>5</b>
<b>8</b>	<b>BALDAN N.</b> Hyundai I30 TCR	<b>19</b>	<b>SCALVINI E.</b> Hyundai I30 N TCR	<b>4</b>
<b>4</b>	<b>GRECO M.</b> Seat Leon TCR Seq	<b>67</b>	<b>PELLEGRINI ANATRELLA M.</b> Honda Civic TCR	<b>3</b>
<b>11</b>	<b>SCHMARL J.</b> Honda Civic TCR	<b>27</b>	<b>RODRIGUES J.</b> Honda Civic TCR	<b>2</b>
<b>10</b>	<b>PAOLINO F.</b> Hyundai I30 N TCR	<b>99</b>	<b>LARINI A.</b> Seat Leon Cupra	<b>1</b>



# Aci Racing Week End 11-12-13 Maggio 2018

## TCR Italy Touring Car Championship - Analisi Tempì Race 2

Paul Ricard 5.821 m

Start at 10:45'22.504

### 3 M. MUGELLI

Giro	Seg.1	Seg.2	Seg.3	Seg.4	T. Giro	km/h	Local Time
1		<b>1'02.513</b>	<b>1'20.610</b>	<b>2'00.096</b>	4'59.006	<b>86,9</b>	10:50'21.510
2	<b>28.398</b>	1'11.879	1'58.231	3'35.260	7'13.768P	55,8	10:57'35.278

### 4 M. GRECO

Giro	Seg.1	Seg.2	Seg.3	Seg.4	T. Giro	km/h	Local Time
1		<b>57.163</b>	<b>1'22.998</b>	<b>1'51.102</b>	4'33.964	<b>96,6</b>	10:49'56.468
2	37.277	1'12.956	1'54.363	3'07.805	6'52.401P	62,4	10:56'48.869

### 7 M. GAGLIANO

Giro	Seg.1	Seg.2	Seg.3	Seg.4	T. Giro	km/h	Local Time
1		<b>57.294</b>	<b>1'24.589</b>	<b>1'49.960</b>	4'39.109	<b>77,3</b>	10:50'01.613
2	38.001	1'11.926	1'56.192	3'15.539	7'01.658P	57,9	10:57'03.271

### 8 N. BALDAN

Giro	Seg.1	Seg.2	Seg.3	Seg.4	T. Giro	km/h	Local Time
1		<b>57.525</b>	<b>1'23.905</b>	<b>1'49.907</b>	4'36.593	<b>77,0</b>	10:49'59.097
2	37.729	1'12.227	1'55.622	3'11.431	6'57.009P	48,7	10:56'56.106

### 9 E. DIONISIO

Giro	Seg.1	Seg.2	Seg.3	Seg.4	T. Giro	km/h	Local Time
1		<b>1'00.089</b>	<b>1'21.536</b>	<b>1'50.187</b>	4'40.008	<b>77,3</b>	10:50'02.512
2	37.995	1'12.098	1'55.861	3'18.730	7'04.684P	54,7	10:57'07.196

### 10 F. PAOLINO

Giro	Seg.1	Seg.2	Seg.3	Seg.4	T. Giro	km/h	Local Time
1		<b>57.683</b>	<b>1'20.873</b>	<b>1'53.762</b>	4'29.897	<b>87,9</b>	10:49'52.401
2	35.424	1'13.432	1'55.137	2'59.149	6'43.142P	67,2	10:56'35.543

### 11 J. SCHMARL

Giro	Seg.1	Seg.2	Seg.3	Seg.4	T. Giro	km/h	Local Time
1		<b>58.147</b>	<b>1'21.586</b>	<b>1'52.350</b>	4'31.964	<b>85,7</b>	10:49'54.468
2	36.391	1'12.900	1'54.488	3'02.876	6'46.655P	55,8	10:56'41.123

### 12 C. CAGLAYAN

Giro	Seg.1	Seg.2	Seg.3	Seg.4	T. Giro	km/h	Local Time
1		<b>1'01.344</b>	<b>1'20.066</b>	<b>1'56.098</b>	4'49.431	<b>82,0</b>	10:50'11.935
2	33.162	1'11.832	1'56.052	3'25.106	7'06.152P	56,9	10:57'18.087

### 19 E. SCALVINI

Giro	Seg.1	Seg.2	Seg.3	Seg.4	T. Giro	km/h	Local Time
1		<b>57.308</b>	<b>1'23.503</b>	<b>1'50.994</b>	4'35.578	<b>86,2</b>	10:49'58.082
2	37.436	1'12.682	1'54.277	3'09.282	6'53.677P	52,4	10:56'51.759

### 23 A. THELLUNG

Giro	Seg.1	Seg.2	Seg.3	Seg.4	T. Giro	km/h	Local Time
1		<b>1'02.329</b>	<b>1'19.021</b>	<b>1'56.288</b>	4'50.676	<b>88,2</b>	10:50'13.180
2	<b>32.793</b>	1'12.867	1'55.506	3'28.545	7'09.711P	58,1	10:57'22.891

### 24 L. NICOLI

Giro	Seg.1	Seg.2	Seg.3	Seg.4	T. Giro	km/h	Local Time
1		<b>1'02.665</b>	<b>1'20.247</b>	<b>1'57.745</b>	4'55.610	<b>86,9</b>	10:50'18.114
2	<b>30.239</b>	1'12.543	1'56.279	3'33.897	7'12.958P	56,9	10:57'31.072

### 27 J. RODRIGUES

Giro	Seg.1	Seg.2	Seg.3	Seg.4	T. Giro	km/h	Local Time
1		<b>57.862</b>	<b>1'21.200</b>	<b>1'52.779</b>	4'30.506	<b>76,4</b>	10:49'53.010
2	36.767	1'12.134	1'55.247	3'01.030	6'45.178P	56,4	10:56'38.188

### 42 L. FERRARA

Giro	Seg.1	Seg.2	Seg.3	Seg.4	T. Giro	km/h	Local Time
1		<b>1'01.787</b>	<b>1'20.325</b>	<b>1'55.492</b>	4'51.732	<b>85,5</b>	10:50'14.236

2	<b>33.163</b>	1'12.578	1'55.176	3'31.563	7'12.480P	61,6	10:57'26.716
---	---------------	----------	----------	----------	-----------	------	--------------

### 55 P. GROSS

Giro	Seg.1	Seg.2	Seg.3	Seg.4	T. Giro	km/h	Local Time
1		<b>1'00.241</b>	<b>1'21.349</b>	<b>1'51.438</b>	4'42.658	<b>74,7</b>	10:50'05.162
2	36.917	1'12.361	1'55.900	3'20.698	7'05.876P	60,1	10:57'11.038

### 56 G. BENNINGER

Giro	Seg.1	Seg.2	Seg.3	Seg.4	T. Giro	km/h	Local Time
1		<b>1'01.888</b>	<b>1'19.977</b>	<b>1'53.287</b>	4'45.866	<b>78,9</b>	10:50'08.390
2	35.374	1'12.054	1'55.591	3'22.988	7'06.007P	64,1	10:57'14.397

### 63 G. ALTOË

Giro	Seg.1	Seg.2	Seg.3	Seg.4	T. Giro	km/h	Local Time
1		<b>57.192</b>	<b>1'24.312</b>	<b>1'50.039</b>	4'37.883	<b>76,1</b>	10:50'00.387
2	38.211	1'11.588	1'56.126	3'13.420	6'59.345P	55,4	10:56'59.732

### 67 M. PELLEGRINI ANATRELLA

Giro	Seg.1	Seg.2	Seg.3	Seg.4	T. Giro	km/h	Local Time
1		<b>57.356</b>	<b>1'22.071</b>	<b>1'51.711</b>	4'32.687	<b>105,1</b>	10:49'55.191
2	36.779	1'13.010	1'54.626	3'06.281	6'50.696P	67,6	10:56'45.887

### 69 E. BETTERA

Giro	Seg.1	Seg.2	Seg.3	Seg.4	T. Giro	km/h	Local Time
1		<b>1'02.821</b>	<b>1'21.025</b>	<b>2'01.138</b>	5'01.642	<b>84,8</b>	10:50'24.146
2	<b>27.181</b>	1'11.396	1'59.257	3'38.287	7'16.121P	66,3	10:57'40.267

### 99 A. LARINI

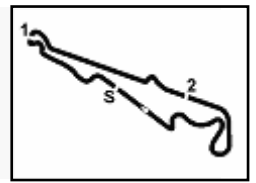
Giro	Seg.1	Seg.2	Seg.3	Seg.4	T. Giro	km/h	Local Time
1		<b>57.577</b>	<b>1'21.029</b>	<b>1'53.289</b>	4'27.969	<b>66,6</b>	10:49'50.473
2	34.744	1'14.787	1'54.359	2'55.538	6'39.428P	<b>71,5</b>	10:56'29.901

13/05/2018

P = Box In/Out - C = Tempo Invalidato

Powered by FICr PERUGIATIMING

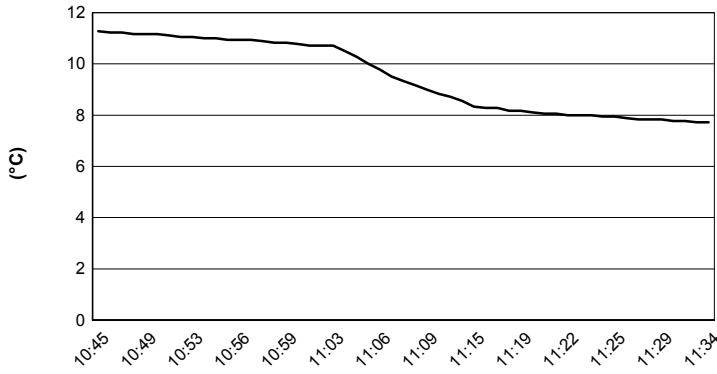




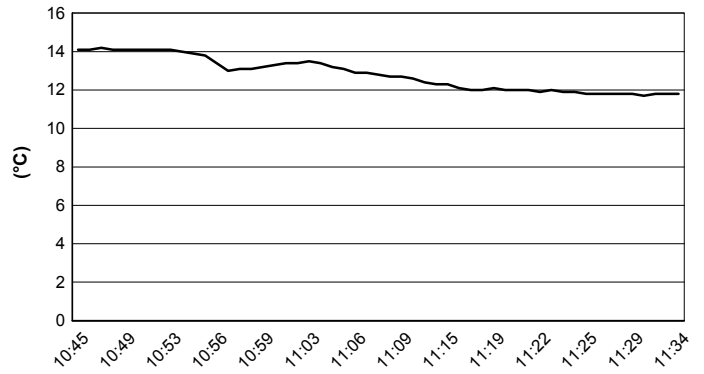
Paul Ricard 5.821 m

**Aci Racing Week End 11-12-13 Maggio 2018**  
**TCR Italy Touring Car Championship - Meteo Race 2**  
 Session started 10:45 - Session ended 11:34

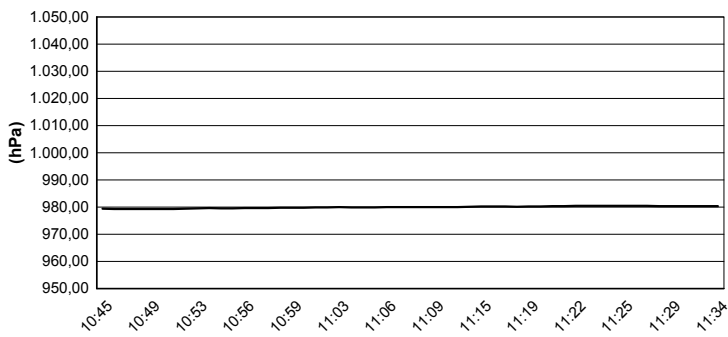
**Air Temperature**



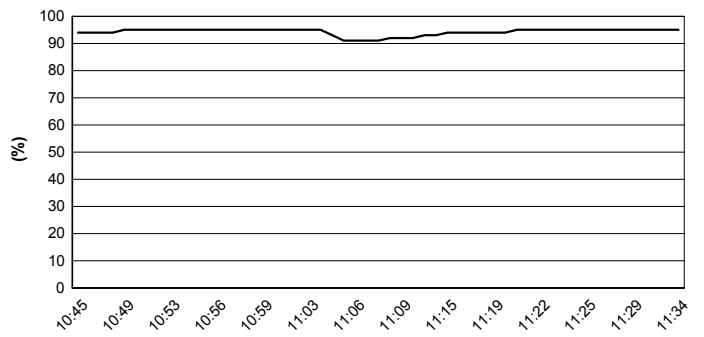
**Track Temperature**



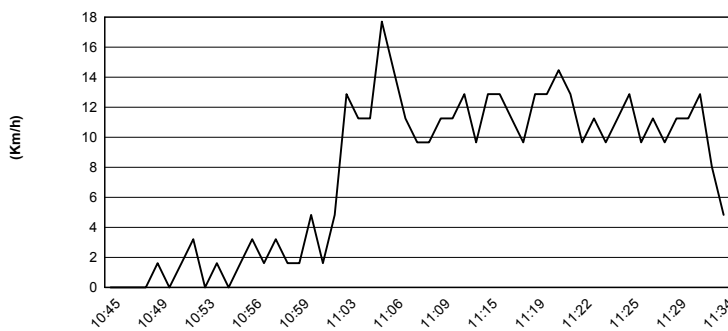
**Air Pressure**



**Humidity**



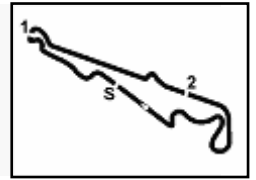
**Wind Speed**



**Wind Direction**



13/05/2018



# Acì Racing Week End 11-12-13 Maggio 2018

## TCR Italy Touring Car Championship - Velocità Race 2

Paul Ricard 5.821 m

CLASSIFICA			
1	99 LARINI Andrea	Seat Leon Cupra	Giri 2
2	10 PAOLINO Federico	Hyundai I30 N TCR	5.642
3	27 RODRIGUES Jose	Honda Civic TCR	8.287
4	11 SCHMARL Jurgen	Honda Civic TCR	11.222
5	67 PELLEGRINI ANATRELLA M	Honda Civic TCR	15.986
6	4 GRECO Matteo	Seat Leon TCR Seq	18.968
7	19 SCALVINI Eric	Hyundai I30 N TCR	21.858
8	8 BALDAN Nicola	Hyundai I30 TCR	26.205
9	63 ALTOÈ Giovanni	Audi RS3 LMS	29.831
10	7 GAGLIANO Massimiliano	Seat Leon TCR DSG	33.370
11	9 DIONISIO Ermanno	Audi RS3 LMS	37.295
12	55 GROSS Peter	Seat Cupra TCR	41.137
13	56 BENNINGER Gunter	Seat Cupra TCR	44.496
14	12 CAGLAYAN Celik	Seat Leon TCR Seq	48.186
15	23 THELLUNG Alessandro	Seat Leon Racer	52.990
16	42 FERRARA Luigi	Alfa Romeo Giulietta TCR	56.815
17	24 NICOLI Lorenzo	Honda Civic TCR	1'01.171
18	3 MUGELLI Massimiliano	Honda Civic TCR	1'05.377
19	69 BETTERA Enrico	Audi RS3 LMS	1'10.366

SPEED			
1	67 PELLEGRINI ANATRELLA M	Honda Civic TCR	105,1
2	4 GRECO Matteo	Seat Leon TCR Seq	96,6
3	23 THELLUNG Alessandro	Seat Leon Racer	88,2
4	10 PAOLINO Federico	Hyundai I30 N TCR	87,9
5	24 NICOLI Lorenzo	Honda Civic TCR	86,9
6	3 MUGELLI Massimiliano	Honda Civic TCR	86,9
7	19 SCALVINI Eric	Hyundai I30 N TCR	86,2
8	11 SCHMARL Jurgen	Honda Civic TCR	85,7
9	42 FERRARA Luigi	Alfa Romeo Giulietta TCR	85,5
10	69 BETTERA Enrico	Audi RS3 LMS	84,8
11	12 CAGLAYAN Celik	Seat Leon TCR Seq	82,0
12	56 BENNINGER Gunter	Seat Cupra TCR	78,9
13	9 DIONISIO Ermanno	Audi RS3 LMS	77,3
14	7 GAGLIANO Massimiliano	Seat Leon TCR DSG	77,3
15	8 BALDAN Nicola	Hyundai I30 TCR	77,0
16	27 RODRIGUES Jose	Honda Civic TCR	76,4
17	63 ALTOÈ Giovanni	Audi RS3 LMS	76,1
18	55 GROSS Peter	Seat Cupra TCR	74,7
19	99 LARINI Andrea	Seat Leon Cupra	71,5

SEG. 1		SEG. 2		SEG. 3		SEG. 4		
1	99 LARINI Andrea	16.074	1	4 GRECO Matteo	57.163	1	8 BALDAN Nicola	1'49.907
2	10 PAOLINO Federico	17.579	2	63 ALTOÈ Giovanni	57.192	2	7 GAGLIANO Massimiliano	1'49.960
3	27 RODRIGUES Jose	18.665	3	7 GAGLIANO Massimiliano	57.294	3	63 ALTOÈ Giovanni	1'50.039
4	11 SCHMARL Jurgen	19.881	4	19 SCALVINI Eric	57.308	4	9 DIONISIO Ermanno	1'50.187
5	67 PELLEGRINI ANATREL	21.549	5	67 PELLEGRINI ANATREL	57.356	5	19 SCALVINI Eric	1'50.994
6	4 GRECO Matteo	22.701	6	8 BALDAN Nicola	57.525	6	4 GRECO Matteo	1'51.102
7	19 SCALVINI Eric	23.773	7	99 LARINI Andrea	57.577	7	55 GROSS Peter	1'51.438
8	8 BALDAN Nicola	25.256	8	10 PAOLINO Federico	57.683	8	67 PELLEGRINI ANATREL	1'51.711
9	63 ALTOÈ Giovanni	26.340	9	27 RODRIGUES Jose	57.862	9	11 SCHMARL Jurgen	1'52.350
10	69 BETTERA Enrico	27.181	10	11 SCHMARL Jurgen	58.147	10	27 RODRIGUES Jose	1'52.779
11	7 GAGLIANO Massimiliano	27.266	11	9 DIONISIO Ermanno	1'00.089	11	56 BENNINGER Gunter	1'53.287
12	9 DIONISIO Ermanno	28.196	12	55 GROSS Peter	1'00.241	12	99 LARINI Andrea	1'53.289
13	3 MUGELLI Massimiliano	28.398	13	12 CAGLAYAN Celik	1'01.344	13	10 PAOLINO Federico	1'53.762
14	55 GROSS Peter	29.630	14	42 FERRARA Luigi	1'01.787	14	42 FERRARA Luigi	1'55.492
15	24 NICOLI Lorenzo	30.239	15	56 BENNINGER Gunter	1'01.888	15	12 CAGLAYAN Celik	1'56.098
16	56 BENNINGER Gunter	30.734	16	23 THELLUNG Alessandro	1'02.329	16	23 THELLUNG Alessandro	1'56.288
17	12 CAGLAYAN Celik	31.923	17	3 MUGELLI Massimiliano	1'02.513	17	24 NICOLI Lorenzo	1'57.745
18	23 THELLUNG Alessandro	32.793	18	24 NICOLI Lorenzo	1'02.665	18	3 MUGELLI Massimiliano	2'00.096
19	42 FERRARA Luigi	33.163	19	69 BETTERA Enrico	1'02.821	19	69 BETTERA Enrico	2'01.138