

Aci Racing Week End 11-12-13 Maggio 2018

TCR Italy Touring Car Championship - Classifica Qualifying

Paul Ricard 5.821 m

Num.	Conduuttore	Naz	Concorrente	Scuderia	Auto	Classe	Tempo	Dist.	Rel.	Giri
1	8 BALDAN Nicola	ITA	Baldan Nicola	Pit Lane Competizioni	Hyundai I30 TCR	TCR	2'13.668			6
2	19 SCALVINI Eric	ITA	BRC Racing Team	BRC Racing Team	Hyundai I30 N TCR	TCR	2'14.161	0.493	0.493	9
3	4 TAVANO - GRECO	ITA	Tavano Salvatore		Seat Leon TCR Seq	TCR	2'14.471	0.803	0.310	8
4	11 SCHMARL Jurgen	AUT	Target srl	Target	Honda Civic TCR	TCR	2'14.676	1.008	0.205	8
5	27 RODRIGUES Antonio Jose C.	PRT	Target srl	Target	Honda Civic TCR	TCR	2'15.045	1.377	0.369	8
6	99 LARINI Andrea	ITA	Larini Andrea	Pit Lane Competizioni	Seat Leon Cupra	TCR	2'15.071	1.403	0.026	7
7	67 PELLEGRINI ANATRELLA Marco	ITA	Target srl	Target	Honda Civic TCR	TCR	2'15.102	1.434	0.031	9
8	3 MUGELLI Massimiliano	ITA	Mugelli Massimiliano		Honda Civic TCR	TCR	2'15.171	1.503	0.069	8
9	10 PAOLINO Federico	ITA	BRC Racing Team	BRC Racing Team	Hyundai I30 N TCR	TCR	2'15.296	1.628	0.125	8
10	42 FERRARA Luigi	CHE	42 Racing SA	V-Action Racing Team	Alfa Romeo Giulietta TCR TCR	TCR	2'15.499	1.831	0.203	5
11	69 BETTERA Enrico	ITA	Bettera Enrico	Pit Lane Competizioni	Audi RS3 LMS	TCR	2'15.668	2.000	0.169	6
12	63 ALTOÈ Giovanni	ITA	Altoè Giovanni	Pit Lane Competizioni	Audi RS3 LMS	DSG	2'15.747	2.079	0.079	7
13	24 NICOLI Lorenzo	ITA	Nicoli Lorenzo		Honda Civic TCR	TCR	2'15.843	2.175	0.096	9
14	7 GAGLIANO Massimiliano	ITA	Gagliano Massimiliano		Seat Leon TCR DSG	DSG	2'17.409	3.741	1.566	8
15	12 CAGLAYAN Celik	TUR	Toksport WRT	Toksport WRT	Seat Leon TCR Seq	TCR	2'17.713	4.045	0.304	8
16	23 THELLUNG Alessandro	ITA	Thellung Alessandro		Seat Leon Racer	DSG	2'17.974	4.306	0.261	6
17	9 DIONISIO Ermanno	ITA	Dionisio Ermanno	Pit Lane Competizioni	Audi RS3 LMS	DSG	2'18.400	4.732	0.426	9
18	55 GROSS Peter	AUT	Team Wimmer Werk Motorspc Team Wimmer Werk Motorsport	Team Wimmer Werk Motorsport	Seat Cupra TCR	DSG	2'18.799	5.131	0.399	8
19	56 BENNINGER Gunter	AUT	Team Wimmer Werk Motorspc Team Wimmer Werk Motorsport	Team Wimmer Werk Motorsport	Seat Cupra TCR	DSG	2'19.936	6.268	1.137	8

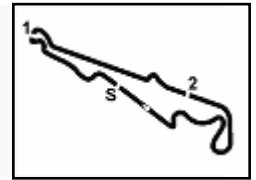
Umidità	73%	ARIA	17°C
Condizioni	Dry	Temp.	27°C

Race Director : Marotta G.

Clerk of the Course : Ferrari A.

Inizio 12/05/2018 09:49
Fine 10:18

Esposta alle:



Paul Ricard 5.821 m

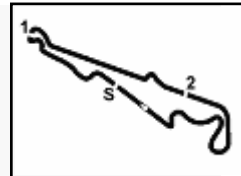
Aci Racing Week End 11-12-13 Maggio 2018

TCR Italy Touring Car Championship - Griglia di Partenza Race 1

Durata: 25' + 1 Lap

55	GROSS P. Seat Cupra TCR	2'18.799	56	BENNINGER G. Seat Cupra TCR	2'19.936	10
23	THELLUNG A. Seat Leon Racer	2'17.974	9	DIONISIO E. Audi RS3 LMS	2'18.400	9
7	GAGLIANO M. Seat Leon TCR DSG	2'17.409	12	CAGLAYAN C. Seat Leon TCR Seq	2'17.713	8
63	ALTOÈ G. Audi RS3 LMS	2'15.747	24	NICOLI L. Honda Civic TCR	2'15.843	7
42	FERRARA L. Alfa Romeo Giulietta TCR	2'15.499	69	BETTERA E. Audi RS3 LMS	2'15.668	6
3	MUGELLI M. Honda Civic TCR	2'15.171	10	PAOLINO F. Hyundai I30 N TCR	2'15.296	5
99	LARINI A. Seat Leon Cupra	2'15.071	67	PELLEGRINI ANATRELLA M. Honda Civic TCR	2'15.102	4
11	SCHMARL J. Honda Civic TCR	2'14.676	27	RODRIGUES A. Honda Civic TCR	2'15.045	3
19	SCALVINI E. Hyundai I30 N TCR	2'14.161	4	TAVANO S. Seat Leon TCR Seq	2'14.471	2
			8	BALDAN N. Hyundai I30 TCR	2'13.668	1

Powered by FICr PERUGIATIMING

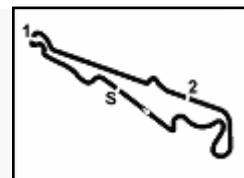


Aci Racing Week End 11-12-13 Maggio 2018

TCR Italy Touring Car Championship - Ideal Time Qualifying

Paul Ricard 5.821 m

Num.	Conduttore	Auto	Seg. 1	Seg. 2	Seg. 3	Seg. 4	Ideal Time		
			Diff. 1	Diff. 2	Diff. 3	Diff. 4	Miglior Giro	Pos.	Diff.
1	8 BALDAN N. (ITA)	Hyundai i30 TCR	7.203 0.073	29.176 0.242	40.454 0.262	56.520	2'13.353 2'13.668	1	0.315
2	19 SCALVINI E. (ITA)	Hyundai i30 N TCR	7.250 0.035	29.180	40.656 0.262	56.778	2'13.864 2'14.161	2	0.297
3	4 TAVANO - GRECO (ITA)	Seat Leon TCR Seq	7.178 0.014	29.791 0.441	40.577	56.470	2'14.016 2'14.471	3	0.455
4	99 LARINI A. (ITA)	Seat Leon Cupra	7.314 0.044	29.368 0.296	40.796 0.226	57.027	2'14.505 2'15.071	6	0.566
5	11 SCHMARL J. (AUT)	Honda Civic TCR	7.195	29.529	40.825	57.127	2'14.676 2'14.676	4	
6	10 PAOLINO F. (ITA)	Hyundai i30 N TCR	7.209	29.425 0.056	40.850	57.467 0.289	2'14.951 2'15.296	9	0.345
7	67 PELLEGRINI ANATRELLA M	Honda Civic TCR	7.240 0.004	29.651 0.138	40.742	57.327	2'14.960 2'15.102	7	0.142
8	3 MUGELLI M. (ITA)	Honda Civic TCR	7.239 0.017	29.807	40.924 0.129	57.055	2'15.025 2'15.171	8	0.146
9	27 RODRIGUES A. (PRT)	Honda Civic TCR	7.187	29.750	40.631	57.477	2'15.045 2'15.045	5	
10	63 ALTOÈ G. (ITA)	Audi RS3 LMS	7.285 0.062	29.550 0.302	41.253 0.048	57.132 0.115	2'15.220 2'15.747	12	0.527
11	42 FERRARA L. (CHE)	Alfa Romeo Giulietta TCR	7.256 0.170	29.568	41.133	57.372	2'15.329 2'15.499	10	0.170
12	69 BETTERA E. (ITA)	Audi RS3 LMS	7.246 0.049	29.540	41.000 0.204	57.629	2'15.415 2'15.668	11	0.253
13	24 NICOLI L. (ITA)	Honda Civic TCR	7.210 0.030	29.519 0.004	41.088	57.756 0.236	2'15.573 2'15.843	13	0.270
14	7 GAGLIANO M. (ITA)	Seat Leon TCR DSG	7.311 0.017	30.198 0.122	41.451 0.398	57.912	2'16.872 2'17.409	14	0.537
15	12 CAGLAYAN C. (TUR)	Seat Leon TCR Seq	7.313 0.016	30.182 0.450	41.320 0.194	58.238	2'17.053 2'17.713	15	0.660
16	23 THELLUNG A. (ITA)	Seat Leon Racer	7.298 0.010	30.217 0.241	41.287	58.921	2'17.723 2'17.974	16	0.251
17	9 DIONISIO E. (ITA)	Audi RS3 LMS	7.380 0.045	30.433	41.677 0.450	58.415	2'17.905 2'18.400	17	0.495
18	55 GROSS P. (AUT)	Seat Cupra TCR	7.436 0.002	30.375 0.108	41.739	58.879 0.260	2'18.429 2'18.799	18	0.370
19	56 BENNINGER G. (AUT)	Seat Cupra TCR	7.375 0.048	30.748	41.735 0.025	59.590 0.415	2'19.448 2'19.936	19	0.488
Ideal Time Assoluto			7.178	29.176	40.454	56.470	2'13.278		



Paul Ricard 5.821 m

Aci Racing Week End 11-12-13 Maggio 2018

TCR Italy Touring Car Championship - Analisi Tempi Qualifying

1 / 2

3 M. MUGELLI (2'15.171)								11 J. SCHMARL (2'14.676)							
Giro	Seg.1	Seg.2	Seg.3	Seg.4	T. Giro	km/h	Local Time	Giro	Seg.1	Seg.2	Seg.3	Seg.4	T. Giro	km/h	Local Time
1		44.590	1'00.228	1'20.627	107,7	9:53'28.482		1		48.027	1'09.120	1'17.700	96,9	9:54'05.713	
2	1'55.311	33.814	42.398	58.471	4'09.994P	130,0	9:57'38.476	2	7.268	31.098	46.433	1'11.526	2'36.325	221,3	9:56'42.038
3	7.316	30.220	41.462	57.745	2'16.743	220,9	9:59'55.219	3	7.266	30.964	41.282	57.923	2'17.435	220,9	9:58'59.473
4	7.317	30.127	41.121	57.761	2'16.326	221,8	10:02'11.545	4	7.286	30.598	41.524	58.182	2'17.590	220,4	10:01'17.063
5	7.345	30.573	41.654	1'07.203	2'26.775P	221,3	10:04'38.320	5	7.272	30.159	41.008	57.412	2'15.851	221,3	10:03'32.914
6	1'36.675	33.189	41.355	57.350	3'48.569P	132,0	10:08'26.889	6	7.225	31.591	45.832	2'32.395	3'57.043P	221,8	10:07'29.957
7	7.294	30.117	40.924	57.104	2'15.439	221,8	10:10'42.328	7	22.489	39.163	50.831	1'03.601	2'56.084P	104,7	10:10'26.041
8	7.239	30.365	47.592	1'01.526	2'26.722	224,1	10:13'09.050	8	7.210	30.077	50.372	1'07.782	2'35.441	222,7	10:13'01.482
9	7.256	29.807	41.053	57.055	2'15.171	223,6	10:15'24.221	9	7.195	29.529	40.825	57.127	2'14.676	224,1	10:15'16.158
4 . TAVANO - GRECO (2'14.471)								12 C. CAGLAYAN (2'17.713)							
Giro	Seg.1	Seg.2	Seg.3	Seg.4	T. Giro	km/h	Local Time	Giro	Seg.1	Seg.2	Seg.3	Seg.4	T. Giro	km/h	Local Time
1		38.341	45.674	1'10.037	76,6	9:53'07.828		1		44.397	1'05.398	1'20.917	87,5	9:53'42.374	
2	1'54.491	34.801	43.497	58.718	4'11.507P	104,7	9:57'19.335	2	7.313	31.769	42.010	59.749	2'20.841	222,7	9:56'03.215
3	7.274	30.115	40.906	56.800	2'15.095	222,7	9:59'34.430	3	7.345	30.849	41.320	58.258	2'17.772	221,8	9:58'20.987
4	7.264	29.930	40.686	57.086	2'14.966	223,6	10:01'49.396	4	7.319	30.182	41.564	58.661	2'17.726	221,8	10:00'38.713
5	7.221	31.611	43.199	1'09.259	2'31.290P	225,5	10:04'20.688	5	7.336	31.992	52.892	1'27.673	2'59.893P	221,8	10:03'38.606
6	2'23.506	34.439	43.612	58.855	4'40.412P	132,5	10:09'01.998	6	3'34.573	38.461	52.640	1'13.643	6'19.317P	109,9	10:09'57.923
7	7.192	30.232	40.577	56.470	2'14.471	225,9	10:11'15.569	7	7.326	33.279	43.687	1'01.331	2'25.623	221,3	10:12'23.546
8	7.230	47.445	52.309	1'03.113	2'50.097	204,2	10:14'05.666	8	7.329	30.632	41.514	58.238	2'17.713	221,3	10:14'41.259
9	7.178	29.791	40.782	57.277	2'15.028	226,4	10:16'20.694	9	7.323	30.556	41.449	58.672	2'18.000	221,8	10:16'59.259
7 M. GAGLIANO (2'17.409)								19 E. SCALVINI (2'14.161)							
Giro	Seg.1	Seg.2	Seg.3	Seg.4	T. Giro	km/h	Local Time	Giro	Seg.1	Seg.2	Seg.3	Seg.4	T. Giro	km/h	Local Time
1		41.731	49.584	1'00.102	82,1	9:53'04.597		1		44.641	1'05.681	1'19.122	91,2	9:53'37.958	
2	7.405	31.342	41.451	1'06.331	2'26.529	220,0	9:55'31.126	2	7.337	29.617	40.722	56.990	2'14.666	220,4	9:55'52.624
3	7.399	30.374	41.803	58.001	2'17.577	220,0	9:57'48.703	3	7.320	29.273	40.656	57.198	2'14.447	220,9	9:58'07.071
4	7.362	30.491	41.952	1'12.042	2'31.847P	221,3	10:00'20.550	4	7.353	29.317	40.815	57.047	2'14.532	220,0	10:00'21.603
5	2'23.686	36.760	45.487	59.935	4'45.868P	122,6	10:05'06.418	5	7.307	29.505	41.087	3'02.342	4'20.241P	221,3	10:04'41.844
6	7.353	34.332	43.841	58.589	2'24.115	221,3	10:07'30.533	6	22.498	37.633	59.661	1'07.099	3'06.891P	128,3	10:07'48.735
7	7.346	30.276	41.520	58.704	2'17.846	221,3	10:09'48.379	7	7.305	29.865	40.706	1'07.868	2'25.744	221,3	10:10'14.479
8	7.331	30.198	41.705	1'02.594	2'21.828	221,8	10:12'10.207	8	7.253	29.213	48.204	1'05.218	2'29.888	222,2	10:12'44.367
9	7.328	30.320	41.849	57.912	2'17.409	222,2	10:14'27.616	9	7.285	29.180	40.918	56.778	2'14.161	220,9	10:14'58.528
8 N. BALDAN (2'13.668)								23 A. THELLUNG (2'17.974)							
Giro	Seg.1	Seg.2	Seg.3	Seg.4	T. Giro	km/h	Local Time	Giro	Seg.1	Seg.2	Seg.3	Seg.4	T. Giro	km/h	Local Time
1		45.124	58.730	1'25.321	94,4	9:53'53.537		1		45.093	1'05.304	1'25.434	80,7	9:53'48.427	
2	2'19.849	35.972	45.211	57.818	4'38.850P	131,5	9:58'32.387	2	7.399	35.065	47.336	1'03.650	2'33.450	221,3	9:56'21.877
3	7.203	29.544	40.500	56.675	2'13.922	224,5	10:00'46.309	3	7.340	30.656	41.815	59.722	2'19.533	222,2	9:58'41.410
4	7.210	29.176	40.536	56.774	2'13.696	224,1	10:03'00.005	4	7.342	31.962	41.433	59.626	2'20.363	222,7	10:01'01.773
5	7.386	34.450	43.160	1'09.904	2'34.900P	188,5	10:05'34.905	5	7.308	30.458	41.287	58.921	2'17.974	224,1	10:03'19.747
6	3'59.776	35.854	44.169	1'10.929	6'30.728P	115,5	10:12'05.633	6	7.740	34.830	43.360	2'22.335	3'48.265P	184,9	10:07'08.012
7	7.276	29.418	40.454	56.520	2'13.668	221,3	10:14'19.301	7	25.778	35.795	41.903	59.738	2'43.214P	126,0	10:09'51.226
9 E. DIONISIO (2'18.400)								24 L. NICOLI (2'15.843)							
Giro	Seg.1	Seg.2	Seg.3	Seg.4	T. Giro	km/h	Local Time	Giro	Seg.1	Seg.2	Seg.3	Seg.4	T. Giro	km/h	Local Time
1		45.503	58.563	1'24.323	102,6	9:53'51.183		1		45.983	58.002	1'16.145	80,1	9:53'39.431	
2	7.438	36.371	47.262	1'05.348	2'36.419	220,0	9:56'27.602	2	7.293	31.008	41.665	1'01.301	2'21.267	220,9	9:56'00.698
3	7.483	46.800	48.398	1'02.767	2'45.448	219,1	9:59'13.050	3	7.238	30.226	41.316	57.756	2'16.536	224,1	9:58'17.234
4	7.380	31.298	42.081	58.969	2'19.728	220,9	10:01'32.778	4	7.240	29.523	41.088	57.992	2'15.843	224,1	10:00'33.077
5	7.472	30.865	42.003	58.950	2'19.290	209,7	10:03'52.068	5	7.292	33.911	52.633	1'25.933	2'59.769P	222,2	10:03'32.846
6	7.420	30.595	42.130	59.159	2'19.304	220,9	10:06'11.372	6	1'02.645	33.302	41.653	58.295	3'15.895P	122,3	10:06'48.741
7	7.427	30.721	41.677	58.581	2'18.406	220,4	10:08'29.778	7	7.310	29.662	42.008	58.312	2'17.292	221,8	10:09'06.033
8	7.424	33.252	44.975	1'10.342	2'35.993P	211,4	10:11'05.771								
9	1'31.768	33.759	43.066	59.652	3'48.245P	126,3	10:14'54.016								
10	7.425	30.433	42.127	58.415	2'18.400	220,0	10:17'12.416								
10 F. PAOLINO (2'15.296)															
Giro	Seg.1	Seg.2	Seg.3	Seg.4	T. Giro	km/h	Local Time								
1		44.839	1'06.521	1'20.512	84,8	9:53'41.362									
2	7.231	31.099	41.767	58.641	2'18.738	224,5	9:56'00.100								

12/05/2018

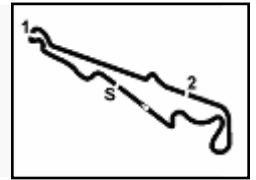
P = Box In/Out - C = Tempo Invalidato

Powered by FICr PERUGIATIMING



MICHELIN





Aci Racing Week End 11-12-13 Maggio 2018

TCR Italy Touring Car Championship - Analisi Tempi Qualifying

Paul Ricard 5.821 m

2 / 2

8	7.252	29.519	41.310	58.214	2'16.295	223,6	10:11'22.328
9	10.449	39.250	49.101	1'05.811	2'44.611	132,0	10:14'06.939
10	7.210	29.591	41.217	58.441	2'16.459	225,5	10:16'23.398

3	7.263	35.750	42.249	57.995	2'23.257	221,3	9:58'34.528
4	7.273	30.259	41.277	57.685	2'16.494	220,9	10:00'51.022
5	7.274	30.010	41.232	57.993	2'16.509	221,3	10:03'07.531
6	7.289	30.751	41.779	2'39.408	3'59.227P	221,3	10:07'06.758
7	26.370	39.599	45.617	1'07.895	2'59.481P	123,9	10:10'06.239
8	7.263	29.651	41.178	1'21.009	2'39.101	221,3	10:12'45.340
9	7.244	29.789	40.742	57.327	2'15.102	222,7	10:15'00.442
10	7.240	29.779	40.960	57.536	2'15.515	222,7	10:17'15.957

27 A. RODRIGUES (2'15.045)

Giro	Seg.1	Seg.2	Seg.3	Seg.4	T. Giro	km/h	Local Time
1		46.906	1'16.317	1'12.203		81,3	9:54'15.358
2	7.259	34.873	42.529	1'00.261	2'24.922	221,3	9:56'40.280
3	7.264	30.510	41.123	58.061	2'16.958	221,3	9:58'57.238
4	7.278	33.439	42.376	59.038	2'22.131	221,3	10:01'19.369
5	7.219	30.059	41.008	57.826	2'16.112	223,6	10:03'35.481
6	7.257	31.198	42.043	2'36.054	3'56.552P	222,7	10:07'32.033
7	21.922	38.351	46.435	59.852	2'46.560P	119,3	10:10'18.593
8	7.238	29.859	44.933	1'05.952	2'27.982	223,1	10:12'46.575
9	7.187	29.750	40.631	57.477	2'15.045	224,5	10:15'01.620

69 E. BETTERA (2'15.668)

Giro	Seg.1	Seg.2	Seg.3	Seg.4	T. Giro	km/h	Local Time
1		46.185	1'01.510	1'28.819		76,5	9:53'54.790
2	2'55.785	35.770	42.690	1'01.063	5'15.308P	112,9	9:59'10.098
3	7.298	29.736	41.000	57.887	2'15.921	222,2	10:01'26.019
4	7.295	29.540	41.204	57.629	2'15.668	222,2	10:03'41.687
5	7.267	30.497	42.868	1'09.314	2'29.946P	224,1	10:06'11.633
6	2'26.140	38.819	53.752	1'03.071	5'01.782P	95,1	10:11'13.415
7	7.328	42.076	48.854	1'00.428	2'38.686	221,3	10:13'52.101

42 L. FERRARA (2'15.499)

Giro	Seg.1	Seg.2	Seg.3	Seg.4	T. Giro	km/h	Local Time
1		44.864	55.600	1'04.424		94,7	9:53'25.954
2	7.307	30.248	41.278	57.395	2'16.228	220,4	9:55'42.182
3	7.279	30.036	41.355	1'09.771	2'28.441P	221,8	9:58'10.623
4	3'29.145	38.120	43.245	57.456	5'47.966P	81,1	10:03'58.589
5	7.426	29.568	41.133	57.372	2'15.499	219,1	10:06'14.088
6	7.256	31.274	1'05.843	1'29.281	3'13.654P	223,6	10:09'27.742

99 A. LARINI (2'15.071)

Giro	Seg.1	Seg.2	Seg.3	Seg.4	T. Giro	km/h	Local Time
1		44.935	58.236	1'29.026		97,6	9:53'57.809
2	3'18.579	33.143	43.137	58.884	5'33.743P	132,8	9:59'31.552
3	7.353	29.617	40.796	57.774	2'15.540	220,0	10:01'47.092
4	7.358	29.664	41.022	57.027	2'15.071	220,0	10:04'02.163
5	7.314	29.368	40.927	57.498	2'15.107	222,2	10:06'17.270
6	7.315	30.942	42.620	1'06.262	2'27.139P	221,8	10:08'44.409
7	1'38.802	37.316	45.917	1'06.527	4'08.562P	72,8	10:12'52.971
8	7.329	32.110	44.633	1'01.406	2'25.478	220,9	10:15'18.449

55 P. GROSS (2'18.799)

Giro	Seg.1	Seg.2	Seg.3	Seg.4	T. Giro	km/h	Local Time
1		42.504	59.686	1'20.912		92,1	9:53'52.131
2	8.557	33.296	43.425	1'00.116	2'25.394	173,9	9:56'17.525
3	7.490	31.910	41.997	59.023	2'20.420	217,3	9:58'37.945
4	7.480	31.534	41.791	1'01.829	2'22.634	217,7	10:01'00.579
5	7.438	30.483	41.739	59.139	2'18.799	219,1	10:03'19.378
6	8.320	33.743	42.380	59.201	2'23.644	159,3	10:05'43.022
7	7.488	30.375	42.070	59.141	2'19.074	217,7	10:08'02.096
8	7.443	30.480	42.091	58.879	2'18.893	218,2	10:10'20.989
9	7.436	31.102	46.355	1'08.672	2'33.565	219,1	10:12'54.554

56 G. BENNINGER (2'19.936)

Giro	Seg.1	Seg.2	Seg.3	Seg.4	T. Giro	km/h	Local Time
1		45.696	1'01.091	1'21.409		87,9	9:53'56.265
2	7.527	33.728	46.797	1'03.897	2'31.949	218,6	9:56'28.214
3	7.423	30.748	41.760	1'00.005	2'19.936	220,4	9:58'48.150
4	7.419	31.635	42.955	59.947	2'21.956	220,9	10:01'10.106
5	7.393	31.105	41.938	59.590	2'20.026	221,3	10:03'30.132
6	7.375	30.931	41.735	1'00.167	2'20.208	221,3	10:05'50.340
7	7.410	30.916	41.914	1'00.310	2'20.550	220,9	10:08'10.890
8	7.405	32.013	47.971	1'01.931	2'29.320	220,9	10:10'40.210
9	7.425	33.784	1'19.627	1'08.960	3'09.796	218,6	10:13'50.006

63 G. ALTOÈ (2'15.747)

Giro	Seg.1	Seg.2	Seg.3	Seg.4	T. Giro	km/h	Local Time
1		45.421	1'00.482	1'16.291		76,2	9:53'37.254
2	2'46.447	34.268	44.906	59.437	5'05.058P	130,0	9:58'42.312
3	7.285	30.098	41.270	58.036	2'16.689	223,1	10:00'59.001
4	7.361	29.550	41.286	57.937	2'16.134	220,9	10:03'15.135
5	7.366	29.705	42.044	1'08.855	2'27.970P	220,9	10:05'43.105
6	3'33.788	35.795	44.865	1'05.714	6'00.162P	123,3	10:11'43.267
7	7.535	29.984	41.253	57.132	2'15.904	216,9	10:13'59.171
8	7.347	29.852	41.301	57.247	2'15.747	220,9	10:16'14.918

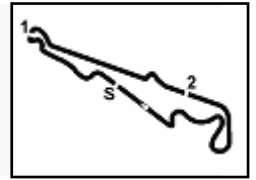
67 M. PELLEGRINI ANATRELLA (2'15.102)

Giro	Seg.1	Seg.2	Seg.3	Seg.4	T. Giro	km/h	Local Time
1		41.010	56.959	1'16.799		104,4	9:53'47.437
2	7.332	31.627	42.180	1'02.695	2'23.834	220,4	9:56'11.271

12/05/2018 P = Box In/Out - C = Tempo Invalidato

Powered by FICr PERUGIATIMING

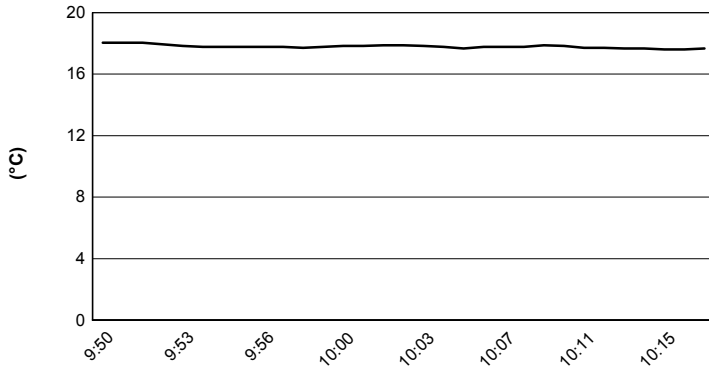




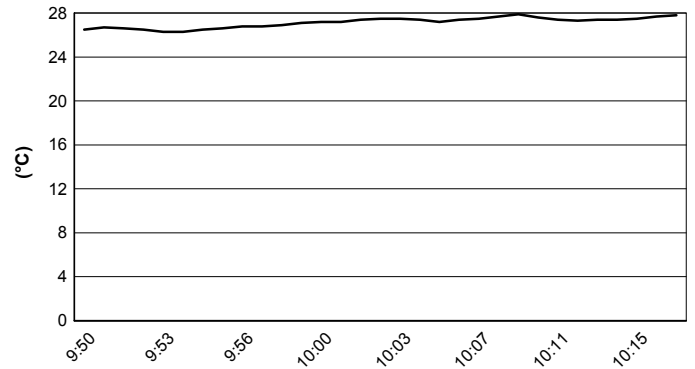
Paul Ricard 5.821 m

Aci Racing Week End 11-12-13 Maggio 2018
TCR Italy Touring Car Championship - Meteo Qualifying
Session started 09:50 - Session ended 10:18

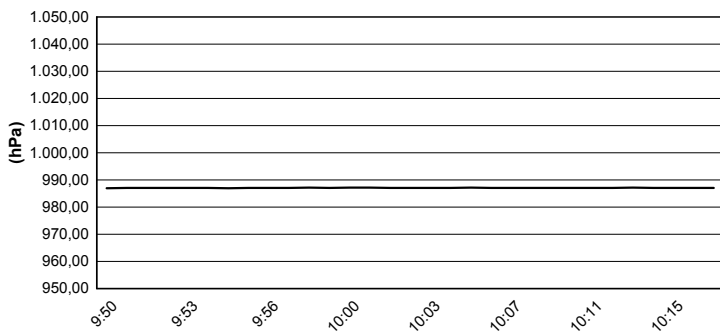
Air Temperature



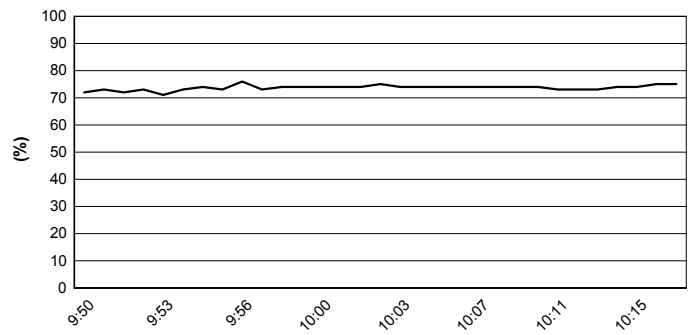
Track Temperature



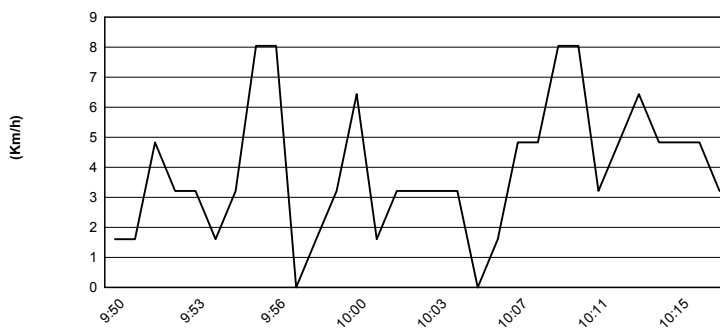
Air Pressure



Humidity



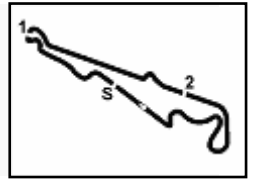
Wind Speed



Wind Direction



12/05/2018



Aci Racing Week End 11-12-13 Maggio 2018

TCR Italy Touring Car Championship - Velocità Qualifying

Paul Ricard 5.821 m

MIGLIOR GIRO			
1	8	BALDAN Nicola	Hyundai I30 TCR 2'13.668
2	19	SCALVINI Eric	Hyundai I30 N TCR 2'14.161
3	4	TAVANO - GRECO	Seat Leon TCR Seq 2'14.471
4	11	SCHMARL Jurgen	Honda Civic TCR 2'14.676
5	27	RODRIGUES Antonio Jose C.	Honda Civic TCR 2'15.045
6	99	LARINI Andrea	Seat Leon Cupra 2'15.071
7	67	PELLEGRINI ANATRELLA M	Honda Civic TCR 2'15.102
8	3	MUGELLI Massimiliano	Honda Civic TCR 2'15.171
9	10	PAOLINO Federico	Hyundai I30 N TCR 2'15.296
10	42	FERRARA Luigi	Alfa Romeo Giulietta TCR 2'15.499
11	69	BETTERA Enrico	Audi RS3 LMS 2'15.668
12	63	ALTOÈ Giovanni	Audi RS3 LMS 2'15.747
13	24	NICOLI Lorenzo	Honda Civic TCR 2'15.843
14	7	GAGLIANO Massimiliano	Seat Leon TCR DSG 2'17.409
15	12	CAGLAYAN Celik	Seat Leon TCR Seq 2'17.713
16	23	THELLUNG Alessandro	Seat Leon Racer 2'17.974
17	9	DIONISIO Ermanno	Audi RS3 LMS 2'18.400
18	55	GROSS Peter	Seat Cupra TCR 2'18.799
19	56	BENNINGER Gunter	Seat Cupra TCR 2'19.936

SPEED			
1	4	TAVANO - GRECO	Seat Leon TCR Seq 226,4
2	24	NICOLI Lorenzo	Honda Civic TCR 225,5
3	10	PAOLINO Federico	Hyundai I30 N TCR 224,5
4	8	BALDAN Nicola	Hyundai I30 TCR 224,5
5	27	RODRIGUES Antonio Jose C.	Honda Civic TCR 224,5
6	11	SCHMARL Jurgen	Honda Civic TCR 224,1
7	23	THELLUNG Alessandro	Seat Leon Racer 224,1
8	69	BETTERA Enrico	Audi RS3 LMS 224,1
9	3	MUGELLI Massimiliano	Honda Civic TCR 224,1
10	42	FERRARA Luigi	Alfa Romeo Giulietta TCR 223,6
11	19	SCALVINI Eric	Hyundai I30 N TCR 223,1
12	63	ALTOÈ Giovanni	Audi RS3 LMS 223,1
13	12	CAGLAYAN Celik	Seat Leon TCR Seq 222,7
14	67	PELLEGRINI ANATRELLA M	Honda Civic TCR 222,7
15	7	GAGLIANO Massimiliano	Seat Leon TCR DSG 222,7
16	99	LARINI Andrea	Seat Leon Cupra 222,2
17	56	BENNINGER Gunter	Seat Cupra TCR 221,3
18	9	DIONISIO Ermanno	Audi RS3 LMS 220,9
19	55	GROSS Peter	Seat Cupra TCR 219,1

SEG. 1		SEG. 2		SEG. 3		SEG. 4					
1	4	TAVANO - GRECO	7.178	1	8	BALDAN Nicola	29.176	1	4	TAVANO - GRECO	56.470
2	27	RODRIGUES Antonio Jos	7.187	2	19	SCALVINI Eric	29.180	2	8	BALDAN Nicola	56.520
3	11	SCHMARL Jurgen	7.195	3	99	LARINI Andrea	29.368	3	27	RODRIGUES Antonio Jos	56.778
4	8	BALDAN Nicola	7.203	4	10	PAOLINO Federico	29.425	4	19	SCALVINI Eric	40.656
5	10	PAOLINO Federico	7.209	5	24	NICOLI Lorenzo	29.519	5	67	PELLEGRINI ANATREL	40.742
6	24	NICOLI Lorenzo	7.210	6	11	SCHMARL Jurgen	29.529	6	99	LARINI Andrea	40.796
7	3	MUGELLI Massimiliano	7.239	7	69	BETTERA Enrico	29.540	7	11	SCHMARL Jurgen	40.825
8	67	PELLEGRINI ANATREL	7.240	8	63	ALTOÈ Giovanni	29.550	8	10	PAOLINO Federico	40.850
9	69	BETTERA Enrico	7.246	9	42	FERRARA Luigi	29.568	9	3	MUGELLI Massimiliano	40.924
10	19	SCALVINI Eric	7.250	10	67	PELLEGRINI ANATREL	29.651	10	69	BETTERA Enrico	41.000
11	42	FERRARA Luigi	7.256	11	27	RODRIGUES Antonio Jos	29.750	11	24	NICOLI Lorenzo	41.088
12	63	ALTOÈ Giovanni	7.285	12	4	TAVANO - GRECO	29.791	12	42	FERRARA Luigi	41.133
13	23	THELLUNG Alessandro	7.298	13	3	MUGELLI Massimiliano	29.807	13	63	ALTOÈ Giovanni	41.253
14	7	GAGLIANO Massimiliano	7.311	14	12	CAGLAYAN Celik	30.182	14	23	THELLUNG Alessandro	41.287
15	12	CAGLAYAN Celik	7.313	15	7	GAGLIANO Massimiliano	30.198	15	12	CAGLAYAN Celik	41.320
16	99	LARINI Andrea	7.314	16	23	THELLUNG Alessandro	30.217	16	7	GAGLIANO Massimiliano	41.451
17	56	BENNINGER Gunter	7.375	17	55	GROSS Peter	30.375	17	9	DIONISIO Ermanno	41.677
18	9	DIONISIO Ermanno	7.380	18	9	DIONISIO Ermanno	30.433	18	56	BENNINGER Gunter	41.735
19	55	GROSS Peter	7.436	19	56	BENNINGER Gunter	30.748	19	55	GROSS Peter	41.739