

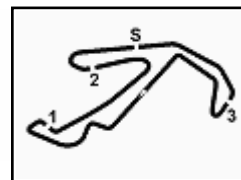
ACI Racing Weekend Misano 17-18-19 Maggio 2019
C.I.Gran Turismo Endurance - Analisi Tempi Prove Libere 2° Turno

Misano World Circuit 4.226 m

1 / 7

3 Easy Race (1'34.796)								20	25.190	22.570	37.839	25.186	1'50.785	122,0	17:52'19.389
Giro	Seg.1	Seg.2	Seg.3	Seg.4	T. Giro	km/h	Local Time	21	25.455	22.595	26.455	23.776	1'38.281	215,6	17:53'57.670
1		23.681	27.393	21.915	213,9	17:16'54.546	22	25.110	22.425	26.428	21.418	1'35.381	217,3	17:55'33.051	
2	25.477	23.322	27.144	21.922	1'37.865	213,9	17:18'32.411	23	25.267	22.535	27.571	21.856	1'37.229P	216,0	17:57'10.280
3	25.549	23.008	26.712	22.044	1'37.313	215,1	17:20'09.724	24	2'42.916	22.855	30.196	21.577	3'57.544P	191,2	18:01'07.824
4	26.340	22.949	26.930	21.861	1'38.080	214,3	17:21'47.804	25	25.080	22.634	26.313	21.258	1'35.285	216,9	18:02'43.109
5	25.763	23.451	27.151	21.948	1'38.313P	213,9	17:23'26.117	26	24.997	22.464	26.288	21.190	1'34.939	216,0	18:04'18.048
6	3'07.088	23.437	27.569	22.265	4'20.359P	215,1	17:27'46.476	27	24.904	22.541	26.300	21.376	1'35.121	216,9	18:05'53.169
7	25.000	22.576	26.397	21.295	1'35.268	214,3	17:29'21.744	28	24.935	22.402	26.245	21.232	1'34.814	215,6	18:07'27.983
8	24.635	22.510	26.323	21.328	1'34.796	215,6	17:30'56.540	29	24.939	22.829	26.737	20.040	1'34.545P	216,0	18:09'02.528
9	25.079	23.963	27.760	21.534	1'38.336P	213,9	17:32'34.876	30	2'13.997	24.426	30.977	22.801	3'32.201P	210,1	18:12'34.729
10	4'15.809	23.551	28.079	22.228	5'29.667P	209,7	17:38'04.543	31	25.450	22.699	26.382	21.358	1'35.889	216,9	18:14'10.618
11	25.463	22.540	26.532	21.779	1'36.314	215,1	17:39'40.857	32	25.146	22.521	26.505	22.359	1'36.531	217,7	18:15'47.149
12	24.977	22.506	26.390	21.241	1'35.114	216,4	17:41'15.971	33	25.208	22.568	26.420	21.396	1'35.592	216,4	18:17'22.741
13	25.039	22.784	27.303	20.710	1'35.836P	213,0	17:42'51.807	34	25.126	22.561	26.297	21.492	1'35.476	216,0	18:18'58.217
14	3'16.935	23.025	26.740	21.268	4'27.968P	214,3	17:47'19.775	35	24.989	23.859	33.108	23.582	1'45.538	154,7	18:20'53.755
15	25.356	22.626	26.210	21.544	1'35.736	214,7	17:48'55.511	36	24.990	22.606	26.766	23.994	1'38.356	216,0	18:22'22.111
16	25.509	22.815	26.639	21.123	1'36.086	213,9	17:50'31.597	37	25.583	23.601	30.338	23.803	1'43.325	188,5	18:24'05.436
17	25.246	22.550	26.419	21.299	1'35.514	215,1	17:52'07.111	38	25.011	22.729	27.762	21.833	1'37.335P	213,9	18:25'42.771
18	25.337	22.912	27.461	21.685	1'37.395	215,6	17:53'44.506	39	1'22.753	23.210	26.986	21.633	2'34.582P	213,9	18:28'17.353
19	25.305	22.502	26.398	21.822	1'36.027P	215,6	17:55'20.533	40	25.290	22.524	26.501	21.324	1'35.639	216,4	18:29'52.992
20	5'48.608	22.989	26.607	21.605	6'59.809P	216,0	18:02'20.342	41	24.977	22.621	26.365	21.114	1'35.077	217,7	18:31'28.069
21	25.396	22.608	26.450	21.437	1'35.891	216,0	18:03'56.233	42	25.489	23.214	27.127	21.740	1'37.570	215,1	18:33'05.639
22	25.022	22.534	26.620	21.329	1'35.505	216,0	18:05'31.738	43	25.209	22.522	26.556	21.495	1'35.782	217,3	18:34'41.421
23	25.068	22.570	26.544	21.408	1'35.590	216,9	18:07'07.328	44	25.053	22.587	26.374	21.392	1'35.406	216,9	18:36'16.827
24	25.035	22.585	26.618	20.819	1'35.057P	216,4	18:08'42.385	45	25.047	23.255	28.123	23.404	1'39.829	212,6	18:37'56.656
25	6'23.753	22.798	26.875	21.631	7'35.057P	212,6	18:16'17.442	46	24.997	22.522	26.250	21.232	1'35.001	217,3	18:39'31.657
26	25.239	22.656	26.510	21.476	1'35.881	213,9	18:17'53.323	47	26.839	23.852	32.268	21.845	1'44.804	136,0	18:41'16.461
27	25.397	22.777	26.673	21.373	1'36.220	214,7	18:19'29.543	48	25.043	22.590	26.892	22.530	1'37.055	217,7	18:42'53.516
28	25.292	22.437	26.587	21.294	1'35.610	217,7	18:21'05.153	49	24.994	22.661	26.309	21.885	1'35.849	218,6	18:44'29.365
29	25.480	22.585	26.613	21.459	1'36.137	215,1	18:22'41.290	50	24.873	22.393	26.291	21.165	1'34.722	217,3	18:46'04.087
30	25.356	22.594	26.526	21.441	1'35.917	215,1	18:24'17.207								
31	25.403	22.491	26.571	21.416	1'35.881	214,7	18:25'53.088								
32	25.968	23.070	26.494	21.378	1'36.910	214,7	18:27'29.998								
33	25.347	22.694	26.493	21.509	1'36.043	216,0	18:29'06.041								
34	25.394	23.209	28.461	22.335	1'39.399P	215,6	18:30'45.440								
35	5'16.755	28.072	30.602	22.573	6'38.002P	214,7	18:37'23.442								
36	26.661	23.557	27.679	22.167	1'40.064	214,3	18:39'03.506								
37	26.017	23.073	26.855	21.647	1'37.592	216,0	18:40'41.098								
38	25.275	22.776	26.617	21.499	1'36.167	216,0	18:42'17.265								
39	25.152	22.871	26.449	21.843	1'36.315	216,0	18:43'53.580								
40	25.198	22.599	26.445	21.373	1'35.615	216,4	18:45'29.195								

15 BMW Team Italia (1'35.631)								20	25.190	22.570	37.839	25.186	1'50.785	122,0	17:52'19.389
Giro	Seg.1	Seg.2	Seg.3	Seg.4	T. Giro	km/h	Local Time	21	25.455	22.595	26.455	23.776	1'38.281	215,6	17:53'57.670
1		26.791	31.729	23.352	198,5	17:18'36.781	22	25.110	22.425	26.428	21.418	1'35.381	217,3	17:55'33.051	
2	27.634	25.148	27.418	22.620	1'42.820	212,6	17:20'19.601	23	25.267	22.535	27.571	21.856	1'37.229P	216,0	17:57'10.280
3	26.251	23.169	27.334	22.042	1'38.796	214,3	17:21'58.397	24	2'42.916	22.855	30.196	21.577	3'57.544P	191,2	18:01'07.824
4	27.775	26.850	31.550	26.365	1'52.540P	197,8	17:23'50.937	25	25.080	22.634	26.313	21.258	1'35.285	216,9	18:02'43.109
5	2'21.493	24.325	27.921	21.868	3'35.607P	211,4	17:27'26.544	26	24.997	22.464	26.288	21.190	1'34.939	216,0	18:04'18.048
6	25.889	22.908	27.127	21.495	1'37.419	214,7	17:29'03.963	27	24.904	22.541	26.300	21.376	1'35.121	216,9	18:05'53.169
7	25.635	22.403	26.854	21.531	1'36.423	218,2	17:30'40.386	28	24.935	22.402	26.245	21.232	1'34.814	215,6	18:07'27.983
8	25.803	22.700	27.059	20.122	1'35.684P	214,7	17:32'16.070	29	24.939	22.829	26.737	20.040	1'34.545P	216,0	18:09'02.528
9	2'08.130	22.869	26.771	21.834	3'19.604P	213,9	17:35'35.674	30	2'13.997	24.426	30.977	22.801	3'32.201P	210,1	18:12'34.729
10	25.340	22.624	26.885	21.544	1'36.393	213,4	17:37'12.067	31	25.450	22.699	26.382	21.358	1'35.889	216,9	18:14'10.618
11	25.291	22.692	26.945	22.091	1'37.019	213,9	17:38'49.086	32	25.146	22.521	26.505	22.359	1'36.531	217,7	18:15'47.149
12	25.327	22.569	26.607	20.033	1'34.536P	215,1	17:40'23.622	33	25.208	22.568	26.420	21.396	1'35.592	216,4	18:17'22.741
13	2'00.120	23.053	27.012	25.779	3'15.964P	213,9	17:43'39.586	34	25.126	22.561	26.297	21.492	1'35.476	216,0	18:18'58.217
14	25.441	22.728	26.750	21.461	1'36.380	213,9	17:45'15.966	35	24.989	23.859	33.108	23.582	1'45.538	154,7	18:20'53.755
15	25.764	22.978	28.119	21.802	1'38.663	210,1	17:46'54.629	36	24.990	22.606	26.766	23.994	1'38.356	216,0	18:22'22.111
16	25.240	22.582	27.004	21.181	1'36.007P	220,4	17:48'30.636	37	25.583	23.601	30.338	23.803	1'43.325	188,5	18:24'05.436
17	2'50.194	22.904	27.109	21.815	4'02.022P	213,4	17:52'32.658	38	25.011	22.729	27.762	21.833	1'37.335P	213,9	18:25'42.771
18	25.466	22.817	26.880	21.790	1'36.953	214,3	17:54'09.611	39	1'22.753	23.210	26.986	21.633	2'34.582P	213,9	18:28'17.353
19	25.412	22.748	26.831	21.589	1'36.580	213,4	17:55'46.191	40	25.290	22.524	26.501	21.324	1'35.639	216,4	18:29'52.992
20	25.523	22.749	26.821	21.456	1'36.549	214,7	17:57'22.740	41	24.977	22.621	26.365	21.114	1'35.077	217,7	18:31'28.069
21	25.617	22.785	26.971	21.458	1'36.831	214,7	17:58'59.571	42	25.489	23.214	27.127	21.740	1'37.570	215,1	18:33'05.639
22	26.038	22.843	26.672	21.684	1'37.237	215,1	18:00'36.808	43	25.209	22.522	26.556	21.495	1'35.782	217,3	18:34'41.421
23	25.656	22.804	26.906	21.446	1'36.812	215,6	18:02'13.620	44	25.053	22.587	26.374	21.392	1'35.406	216,9	18:36'16.827
24	25.429	22.751	26.720	21.741	1'36.641	213,9	18:03'50.261	45	25.047	23.255	28.123	23.404	1'39.829	212,6	18:37'56.656
25	25.423	22.714	26.852	21.704	1'36.693	215,1	18:05'26.954	46	24.997	22.522	26.250	21.232	1'35.001	217,3	18:39'31.657
26	25.809	22.746	27.063	20.007	1'35.625P	213,9	18:07'02.579								



ACI Racing Weekend Misano 17-18-19 Maggio 2019
C.I.Gran Turismo Endurance - Analisi Tempi Prove Libere 2° Turno

Misano World Circuit 4.226 m

2 / 7

31	25.338	22.619	26.483	21.436	1'35.876	219,1	18:16'54.801	9	25.059	22.728	26.119	21.146	1'35.052	216,4	17:32'30.351
32	25.553	23.052	27.567	21.800	1'37.972	215,1	18:18'32.773	10	24.987	22.618	26.728	21.745	1'36.078	213,4	17:34'06.429
33	25.431	22.728	26.794	21.841	1'36.794	218,6	18:20'09.567	11	25.435	22.465	26.435	21.765	1'36.100	216,4	17:35'42.529
34	25.386	22.671	26.497	21.388	1'35.942	220,0	18:21'45.509	12	25.393	22.363	26.287	21.244	1'35.287	216,4	17:37'17.816
35	25.333	22.514	26.357	21.427	1'35.631	220,9	18:23'21.140	13	24.958	22.541	26.241	21.147	1'34.887	217,7	17:38'52.703
36	25.417	22.467	26.335	21.648	1'35.867	220,0	18:24'57.007	14	25.512	22.915	22.708	21.881	1'38.016	216,0	17:40'30.719
37	25.614	22.522	26.449	21.417	1'36.002	219,1	18:26'33.009	15	24.998	22.501	26.218	21.961	1'35.678	217,3	17:42'06.397
38	25.634	22.696	26.802	19.481	1'34.613P	219,1	18:28'07.622	16	25.375	22.453	28.276	25.124	1'41.228P	216,9	17:43'47.625

19 Imperiale Racing (1'35.221)

Giro	Seg.1	Seg.2	Seg.3	Seg.4	T. Giro	km/h	Local Time
1		23.226	26.945	21.910		213,9	17:19'06.480
2	25.465	22.687	26.730	21.373	1'36.255	213,4	17:20'42.735
3	25.240	22.630	27.002	21.312	1'36.184	214,3	17:22'18.919
4	25.078	22.571	26.538	21.783	1'35.970	214,7	17:23'54.889
5	25.140	22.631	26.679	21.267	1'35.717	214,7	17:25'30.606
6	26.941	26.153	29.176	23.611	1'45.881	211,8	17:27'16.487
7	25.485	22.534	27.137	20.253	1'35.409P	215,6	17:28'51.896
8	5'29.609	22.910	26.825	21.392	6'40.736P	213,0	17:35'32.632
9	25.200	22.619	26.414	21.165	1'35.398	214,3	17:37'08.030
10	25.431	23.022	26.982	21.457	1'36.892	215,1	17:38'44.922
11	25.117	22.672	26.342	21.090	1'35.221	214,7	17:40'20.143
12	25.851	22.595	26.797	21.754	1'36.997	214,7	17:41'57.140
13	25.162	22.641	26.698	21.312	1'35.813	215,1	17:43'32.953
14	25.059	22.587	26.614	21.188	1'35.448	213,9	17:45'08.401
15	25.240	22.553	26.815	19.716	1'34.324P	214,7	17:46'42.725
16	3'50.376	23.634	27.576	22.841	5'04.427P	213,4	17:51'47.152
17	26.019	23.252	27.383	23.565	1'40.219	213,9	17:53'27.371
18	26.184	23.218	27.590	22.085	1'39.077	214,3	17:55'06.448
19	25.982	24.025	27.311	22.588	1'39.906	214,3	17:56'46.354
20	26.007	23.672	27.877	22.471	1'40.027	214,3	17:58'26.381
21	26.176	23.281	27.357	22.501	1'39.315	215,1	18:00'05.696
22	25.935	22.978	28.401	21.576	1'38.890P	214,3	18:01'44.586
23	3'20.113	23.226	27.231	21.686	4'32.256P	214,3	18:06'16.842
24	25.526	22.918	26.920	21.780	1'37.144	215,1	18:07'53.986
25	25.627	22.798	26.787	21.793	1'37.005	215,6	18:09'30.991
26	25.592	22.863	27.524	21.864	1'37.843	215,6	18:11'08.834
27	26.302	23.146	27.224	23.515	1'40.187	215,1	18:12'49.021
28	28.290	23.549	27.158	22.333	1'41.330	215,1	18:14'30.351
29	25.881	22.822	27.257	21.855	1'37.815	215,1	18:16'08.166
30	25.824	22.957	27.365	22.311	1'38.457P	215,1	18:17'46.623
31	3'21.333	24.526	27.137	23.582	4'36.578P	213,9	18:22'23.201
32	25.582	23.164	27.080	21.834	1'37.660	214,7	18:24'00.861
33	25.717	22.761	26.769	21.343	1'36.590	213,9	18:25'37.451
34	25.161	22.847	26.678	21.407	1'36.093	213,9	18:27'13.544
35	25.598	23.320	27.146	21.425	1'37.489	213,4	18:28'51.033
36	25.157	22.712	26.715	21.239	1'35.823	216,0	18:30'26.856
37	25.117	22.687	26.709	21.084	1'35.597	215,6	18:32'02.453
38	24.986	22.695	26.493	21.724	1'35.898	215,6	18:33'38.351
39	25.364	22.998	26.637	20.404	1'35.403P	216,9	18:35'13.754
40	5'03.583	27.145	32.028	24.765	6'27.521P	211,4	18:41'41.275
41	28.484	25.681	30.039	23.418	1'47.622	211,8	18:43'28.897
42	28.206	24.646	29.516	22.856	1'45.224	213,0	18:45'14.121

22 Antonelli Motorsport (1'34.388)

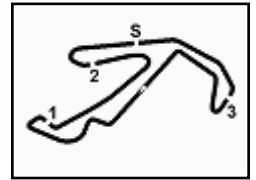
Giro	Seg.1	Seg.2	Seg.3	Seg.4	T. Giro	km/h	Local Time
1		23.870	26.820	21.619		213,0	17:17'04.986
2	25.375	22.585	29.452	21.998	1'39.410	215,6	17:18'44.396
3	25.432	22.314	26.133	21.036	1'34.915	216,0	17:20'19.311
4	24.861	22.410	26.065	21.136	1'34.472	216,0	17:21'53.783
5	26.763	22.916	28.517	21.330	1'39.526P	215,6	17:23'33.309
6	2'38.479	23.127	26.260	21.303	3'49.169P	216,4	17:27'22.478
7	25.186	22.498	26.408	21.324	1'35.416	216,4	17:28'57.894
8	25.663	22.717	26.173	21.341	1'35.894	216,0	17:30'33.788
9	25.111	22.292	26.126	22.789	1'36.318	217,7	17:32'10.106
10	25.167	22.529	28.568	23.651	1'39.915	193,2	17:33'50.021
11	24.921	22.270	26.144	21.367	1'34.702	216,4	17:35'24.723
12	25.149	23.262	26.936	21.184	1'36.531P	215,6	17:37'01.254
13	2'47.585	23.878	27.724	22.377	4'01.564P	213,9	17:41'02.818
14	26.201	23.396	27.388	22.331	1'39.316	214,7	17:42'42.134
15	26.477	23.338	27.320	22.520	1'39.655	215,6	17:44'21.789
16	26.197	23.056	27.280	22.624	1'39.157	215,1	17:46'00.946
17	26.552	23.755	27.896	22.535	1'40.738	214,3	17:47'41.684
18	26.251	23.236	27.152	22.468	1'39.107	216,0	17:49'20.791
19	26.350	23.155	27.150	22.578	1'39.233	216,4	17:51'00.024
20	26.018	23.212	27.079	22.926	1'39.235	215,6	17:52'39.259
21	26.753	23.215	27.107	22.551	1'39.626	216,0	17:54'18.885
22	26.480	23.388	27.160	22.473	1'39.501	216,0	17:55'58.386
6	25.086	22.448	27.311	21.662	1'36.507	216,4	17:57'38.126
7	25.355	22.498	26.810	20.132	1'34.795P	217,3	17:27'27.724
8	2'16.164	22.994	26.569	21.848	3'27.575P	215,1	17:30'55.299
23	26.494	23.099	27.303	22.844	1'39.740	216,4	17:57'38.126
24	26.344	23.297	27.627	22.230	1'39.498	215,6	17:59'17.624
25	26.009	23.058	26.970	21.987	1'38.024	216,9	18:00'55.648

21 Antonelli Motorsport (1'34.887)

Giro	Seg.1	Seg.2	Seg.3	Seg.4	T. Giro	km/h	Local Time
1		29.686	31.120	21.925		172,0	17:17'54.086
2	25.369	22.586	26.515	22.146	1'36.616	216,9	17:19'30.702
3	25.124	22.497	26.133	21.407	1'35.161	216,0	17:21'05.863
4	25.330	22.415	26.234	21.451	1'35.430	217,7	17:22'41.293
5	25.133	22.338	26.437	21.221	1'35.129	216,4	17:24'16.422
6	25.086	22.448	27.311	21.662	1'36.507	218,6	17:25'52.929
7	25.355	22.498	26.810	20.132	1'34.795P	217,3	17:27'27.724
8	2'16.164	22.994	26.569	21.848	3'27.575P	215,1	17:30'55.299

17/05/2019

P = Box In/Out - C = Tempo Invalidato



ACI Racing Weekend Misano 17-18-19 Maggio 2019
C.I.Gran Turismo Endurance - Analisi Tempi Prove Libere 2° Turno

Misano World Circuit 4.226 m

3 / 7

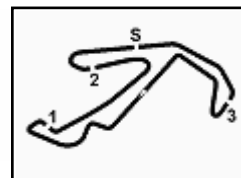
26	26.051	22.859	26.566	21.853	1'37.329	217,3	18:02'32.977	38	1'58.972	22.982	26.466	21.303	3'09.723P	215,6	18:42'01.784
27	25.991	22.750	26.795	22.029	1'37.565	216,9	18:04'10.542	39	25.106	22.518	26.133	21.191	1'34.948	217,7	18:43'36.732
28	26.011	23.080	27.310	22.410	1'38.811	216,4	18:05'49.353	40	25.015	22.471	26.449	21.068	1'35.003	218,2	18:45'11.735
29	25.990	22.973	26.909	22.401	1'38.273P	216,0	18:07'27.626								
30	4'51.170	23.128	27.079	22.154	6'03.531P	214,3	18:13'31.157								
31	26.413	23.070	27.046	22.553	1'39.082	215,6	18:15'10.239								
32	26.078	23.127	27.368	24.775	1'41.348	215,6	18:16'51.587								
33	26.082	23.017	26.913	22.491	1'38.503	214,7	18:18'30.090	2	25.432	22.600	26.729	21.276	1'36.037	214,7	17:20'16.654
34	26.741	23.656	28.118	23.954	1'42.469	202,2	18:20'12.559	3	25.162	22.591	26.390	21.823	1'35.966	218,6	17:21'52.620
35	26.330	23.152	27.084	23.002	1'39.568	215,1	18:21'52.127	4	25.380	22.609	26.326	21.556	1'35.871	219,1	17:23'28.491
36	26.600	22.884	27.026	21.901	1'38.411	216,0	18:23'30.538	5	25.158	22.631	26.990	21.236	1'36.015	217,7	17:25'04.506
37	27.714	24.452	27.571	21.871	1'41.608	215,6	18:25'12.146	6	25.092	22.685	26.307	21.301	1'35.385	218,2	17:26'39.891
38	26.939	22.856	27.333	22.511	1'39.639	214,7	18:26'51.785	7	25.670	23.194	27.032	21.048	1'36.944P	217,3	17:28'16.835
39	26.163	23.420	27.190	22.182	1'38.955	215,1	18:28'30.740	8	2'14.463	22.985	26.258	21.055	3'24.761P	218,2	17:31'41.596
40	26.146	22.864	27.224	22.850	1'39.084	216,0	18:30'09.824	9	24.841	22.392	26.165	21.053	1'34.451	218,2	17:33'16.047
41	26.214	23.100	26.943	22.429	1'38.686	216,9	18:31'48.510	10	24.687	22.361	26.243	20.932	1'34.223	217,3	17:34'50.270
42	26.195	23.117	27.445	22.008	1'38.765	216,0	18:33'27.275	11	24.734	22.355	26.224	20.822	1'34.135	217,3	17:36'24.405
43	26.241	22.920	26.902	22.081	1'38.144	217,3	18:35'05.419	12	25.617	23.230	27.928	21.958	1'38.733	216,4	17:38'03.138
44	26.464	23.103	27.399	24.041	1'41.007P	215,1	18:36'46.426	13	24.892	22.316	26.435	21.223	1'34.866	218,2	17:39'38.004
45	1'59.785	23.248	26.613	21.378	3'11.024P	216,4	18:39'57.450	14	25.676	22.831	26.757	20.157	1'35.421P	218,2	17:41'13.425
46	25.425	22.537	26.383	21.093	1'35.438	217,7	18:41'32.888	15	3'45.242	24.408	27.777	22.131	4'59.558P	215,1	17:46'12.983
47	24.955	22.465	26.321	21.143	1'34.884	217,3	18:43'07.772	16	25.552	22.776	27.336	22.436	1'38.100	216,9	17:47'51.083
48	25.012	22.324	26.219	21.055	1'34.610	217,7	18:44'42.382	17	25.645	22.604	26.609	21.800	1'36.658	216,4	17:49'27.741
49	24.960	22.330	26.151	20.947	1'34.388	218,2	18:46'16.770	18	25.460	22.375	26.422	21.403	1'35.660	216,9	17:51'03.401
								19	25.081	22.381	26.451	22.068	1'35.981	217,3	17:52'39.382
								20	25.229	22.405	26.260	21.193	1'35.087	216,0	17:54'14.469
								21	25.146	26.018	28.411	21.817	1'41.392	212,6	17:55'55.861
								22	26.164	23.898	28.099	21.843	1'40.004	215,1	17:57'35.865
								23	25.276	22.203	26.304	21.328	1'35.111	216,4	17:59'10.976
								24	25.008	22.350	26.279	21.278	1'34.915	217,3	18:00'45.891
								25	25.031	22.920	28.705	24.092	1'40.748	213,4	18:02'26.639
								26	25.238	22.306	26.254	21.264	1'35.062	216,9	18:04'01.701
								27	25.203	22.501	26.183	29.756	1'35.643P	217,3	18:05'45.344
								28	5'16.316	23.301	27.177	21.796	6'28.590P	214,7	18:12'13.934
								29	25.296	22.499	27.495	21.733	1'37.023	217,7	18:13'50.957
								30	25.161	22.481	27.590	21.633	1'36.865	217,3	18:15'27.822
								31	24.980	22.433	26.651	21.127	1'35.191	216,9	18:17'03.013
								32	25.133	22.480	26.632	23.372	1'37.617	217,7	18:18'40.630
								33	25.185	22.349	26.483	21.314	1'35.331	218,2	18:20'15.961
								34	27.392	23.200	27.024	20.887	1'38.503P	217,7	18:21'54.464
								35	2'03.309	23.897	26.873	21.891	3'15.970P	217,3	18:25'10.434
								36	24.806	22.113	26.384	21.202	1'34.505	216,9	18:26'44.939
								37	24.690	22.151	26.201	20.804	1'33.846	218,2	18:28'18.785
								38	25.451	23.695	28.049	23.060	1'40.255	208,1	18:29'59.040
								39	24.767	22.099	26.252	20.804	1'33.922	218,2	18:31'32.962
								40	26.025	22.484	26.691	20.643	1'35.843P	217,7	18:33'08.805
								41	3'22.553	22.979	26.872	21.338	4'33.742P	217,3	18:37'42.547
								42	24.994	22.518	26.245	22.193	1'35.950	217,7	18:39'18.497
								43	25.803	22.715	27.472	21.450	1'37.440	217,3	18:40'55.937
								44	24.897	22.293	26.260	21.155	1'34.605	218,2	18:42'30.542
								45	24.984	22.331	26.229	21.147	1'34.691	216,9	18:44'05.233
								46	24.757	23.889	27.778	20.419	1'36.843P	217,7	18:45'42.076

25 RS Racing (1'34.589)

Giro	Seg.1	Seg.2	Seg.3	Seg.4	T. Giro	km/h	Local Time
1		23.646	27.001	21.369		215,1	17:19'46.893
2	25.280	22.471	26.503	21.301	1'35.555	216,0	17:21'22.448
3	25.056	22.360	26.772	21.190	1'35.378	217,3	17:22'57.826
4	25.027	22.367	26.393	21.136	1'34.923	217,3	17:24'32.749
5	25.170	22.451	26.562	19.734	1'33.917P	217,3	17:26'06.666
6	2'52.914	22.730	27.106	21.427	4'04.177P	217,3	17:30'10.843
7	25.001	22.198	26.187	21.203	1'34.589	217,3	17:31'45.432
8	24.907	22.567	27.723	23.274	1'38.471	216,9	17:33'23.903
9	24.934	22.656	28.304	25.906	1'41.800	215,1	17:35'05.703
10	25.035	22.417	26.865	20.624	1'34.941P	216,0	17:36'40.644
11	2'14.853	22.614	26.682	21.441	3'25.590P	216,0	17:40'06.234
12	25.125	22.507	26.332	21.241	1'35.205	216,9	17:41'41.439
13	25.039	22.415	26.392	20.141	1'33.987P	216,4	17:43'15.426
14	2'35.121	22.777	26.358	21.361	3'45.617P	217,3	17:47'01.043
15	25.218	22.493	26.946	21.355	1'36.012	217,3	17:48'37.055
16	25.076	22.930	26.138	19.247	1'33.391P	217,3	17:50'10.446
17	2'57.917	23.667	27.267	22.467	4'11.318P	215,6	17:54'21.764
18	25.853	23.176	26.924	22.101	1'38.054	216,0	17:55'59.818
19	25.854	25.058	29.305	24.849	1'45.066P	215,1	17:57'44.884
20	2'11.431	24.119	27.527	22.488	3'25.565P	213,9	18:01'10.449
21	26.405	23.482	27.653	22.673	1'40.213	215,6	18:02'50.662
22	26.975	23.312	27.348	22.306	1'39.941	215,1	18:04'30.603
23	26.250	23.097	27.077	22.117	1'38.541	215,6	18:06'09.144
24	26.084	22.989	27.063	21.938	1'38.074	214,7	18:07'47.218
25	25.808	23.172	26.879	22.003	1'37.862	216,0	18:09'25.080
26	25.910	22.909	26.792	21.898	1'37.509	216,4	18:11'02.589
27	26.898	23.057	28.814	22.464	1'41.233	216,9	18:12'43.822
28	26.048	23.156	27.123	22.010	1'38.337	216,4	18:14'22.159
29	26.151	23.314	26.904	19.744	1'36.113P	216,0	18:15'58.272
30	8'53.976	23.947	27.559	22.008	10'07.490P	214,3	18:26'05.762
31	26.091	23.163	27.357	22.214	1'38.825	214,7	18:27'44.587
32	25.930	23.185	27.011	21.881	1'38.007	215,6	18:29'22.594
33	26.075	22.931	27.004	20.231	1'36.241P	215,6	18:30'58.835
34	1'46.265	24.165	28.078	22.419	3'00.927P	215,6	18:33'59.762
35	26.039	22.922	26.858	21.963	1'37.782	215,6	18:35'37.544
36	26.021	22.893	26.950	21.770	1'37.634	214,7	18:37'15.178
37	26.063	23.716	27.122	19.982	1'36.883P	216,0	18:38'52.061

27 Scuderia Baldini 27 (1'33.846)

Giro	Seg.1	Seg.2	Seg.3	Seg.4	T. Giro	km/h	Local Time
1							



ACI Racing Weekend Misano 17-18-19 Maggio 2019
C.I.Gran Turismo Endurance - Analisi Tempi Prove Libere 2° Turno

Misano World Circuit 4.226 m

4 / 7

10	4'24.536	28.180	27.072	24.336	5'44.124P	212,2	17:37'28.691	27	25.227	22.482	26.218	22.144	1'36.071	215,1	18:12'00.595
11	24.929	22.278	26.491	21.041	1'34.739	215,1	17:39'03.430	28	26.950	23.463	26.479	21.301	1'38.193	216,9	18:13'38.788
12	24.695	22.237	26.072	21.025	1'34.029	216,0	17:40'37.459	29	24.940	22.395	26.302	21.078	1'34.715	215,1	18:15'13.503
13	25.799	30.980	40.277	22.256	1'59.312	132,5	17:42'36.771	30	24.846	22.412	26.348	21.090	1'34.696P	216,0	18:16'48.199
14	25.053	22.465	26.191	21.018	1'34.727	216,0	17:44'11.498	31	4'12.470	22.779	26.681	21.416	5'23.346P	213,0	18:22'11.545
15	25.207	23.268	26.975	20.449	1'35.899P	216,0	17:45'47.397	32	25.205	22.741	26.374	21.276	1'35.596	215,6	18:23'47.141
16	3'22.027	23.198	27.415	21.970	4'34.610P	216,4	17:50'22.007	33	25.001	22.743	26.331	21.340	1'35.415	213,9	18:25'22.556
17	25.224	22.585	27.032	21.211	1'36.052	214,7	17:51'58.059	34	24.940	22.604	26.302	21.064	1'34.910	215,1	18:26'57.466
18	25.075	22.521	26.243	21.007	1'34.846	216,9	17:53'32.905	35	24.977	22.572	26.442	21.169	1'35.160	215,1	18:28'32.626
19	24.896	22.388	26.247	21.606	1'35.137	216,4	17:55'08.042	36	25.124	22.716	26.655	21.206	1'35.701	215,1	18:30'08.327
20	24.953	22.526	26.715	21.275	1'35.469	216,9	17:56'43.511	37	25.067	22.517	26.378	21.208	1'35.170	215,1	18:31'43.497
21	24.772	22.347	26.149	20.994	1'34.262	216,0	17:58'17.773	38	25.246	22.619	26.249	21.244	1'35.358	215,1	18:33'18.855
22	25.499	22.676	26.630	21.251	1'36.056	216,4	17:59'53.829	39	24.944	22.377	26.299	21.002	1'34.622	215,6	18:34'53.477
23	25.462	22.763	26.593	21.167	1'35.985	216,9	18:01'29.814	40	24.914	22.360	26.365	21.115	1'34.754	215,1	18:36'28.231
24	24.872	22.352	26.301	21.086	1'34.611	217,3	18:03'04.425	41	24.686	22.434	26.213	21.489	1'34.822	215,6	18:38'03.053
25	25.058	22.435	26.441	20.310	1'34.244P	216,4	18:04'38.669	42	25.160	22.407	26.344	21.059	1'34.970	215,6	18:39'38.023
26	6'26.065	22.769	26.406	21.308	7'36.548P	216,0	18:12'15.217	43	24.916	22.306	26.279	21.079	1'34.580	216,0	18:41'12.603
27	25.703	22.476	26.587	22.493	1'37.259	216,9	18:13'52.474	44	25.602	23.941	27.637	21.471	1'38.651P	214,7	18:42'51.254
28	25.287	22.933	26.939	20.314	1'35.473P	216,4	18:15'27.949								
29	2'25.083	22.760	26.520	21.303	3'35.666P	216,0	18:19'03.615								

66 Vincenzo Sospiri Racing (1'35.130)

Giro	Seg.1	Seg.2	Seg.3	Seg.4	T. Giro	km/h	Local Time
1		25.949	29.828	24.117		213,4	17:19'31.866
2	27.942	24.299	28.034	22.772	1'43.047	213,9	17:21'14.913
3	26.952	23.967	27.562	24.241	1'42.722P	215,6	17:22'57.635
4	52.618	29.998	33.926	23.455	2'19.997P	181,2	17:25'17.632
5	1'20.514	23.477	27.511	21.842	2'33.344P	212,2	17:27'50.976
6	26.359	22.890	27.207	21.666	1'38.122	216,0	17:29'29.098
7	25.561	22.631	26.852	21.332	1'36.376	216,0	17:31'05.474
8	25.358	22.509	26.612	21.438	1'35.917	217,3	17:32'41.391
9	25.450	22.613	27.639	24.487	1'40.189P	216,4	17:34'21.580
10	10'45.453	24.233	27.165	21.403	1'58.254P	215,1	17:46'19.834
11	25.439	22.685	26.526	21.859	1'36.509	216,9	17:47'56.343
12	25.467	22.571	26.627	21.341	1'36.006	217,7	17:49'32.349
13	25.407	22.651	26.414	21.559	1'36.031	218,2	17:51'08.380
14	25.492	22.607	26.502	20.450	1'35.051P	218,2	17:52'43.431
15	5'58.259	25.397	27.499	25.241	7'16.396P	213,9	17:59'59.827
16	25.115	22.768	26.255	21.361	1'35.499	218,2	18:01'35.326
17	25.034	23.142	26.384	22.967	1'37.527	217,3	18:03'12.853
18	24.943	22.573	26.408	21.206	1'35.130	217,7	18:04'47.983
19	25.707	22.644	26.402	23.348	1'38.101P	217,7	18:06'26.084
20	5'10.007	23.317	27.549	21.871	6'22.744P	217,3	18:12'48.828
21	26.384	22.736	27.045	21.548	1'37.713	216,4	18:14'26.541
22	25.583	22.819	27.011	21.575	1'36.988	217,3	18:16'03.529
23	25.672	22.533	26.601	21.518	1'36.324	216,9	18:17'39.853
24	25.188	22.592	26.574	21.416	1'35.770	217,3	18:19'15.623
25	25.090	22.551	27.019	23.454	1'38.114	217,7	18:20'53.737
26	25.687	23.298	28.712	23.755	1'41.452P	216,0	18:22'35.189
27	5'03.501	24.292	27.574	22.452	6'17.819P	216,4	18:28'53.008
28	25.697	22.636	26.671	21.535	1'36.539	217,3	18:30'29.547
29	25.333	22.754	27.989	21.684	1'37.760	217,3	18:32'07.307
30	25.456	22.557	26.652	21.379	1'36.044	216,9	18:33'43.351
31	25.530	22.769	26.759	20.416	1'35.474P	217,3	18:35'18.825
32	4'52.321	22.856	26.853	21.399	6'03.429P	215,6	18:41'22.254
33	25.391	22.821	26.569	21.656	1'36.437	216,4	18:42'58.691
34	25.410	22.774	26.428	21.447	1'36.059	217,7	18:44'34.750
35	25.242	22.624	28.518	22.408	1'38.792P	218,6	18:46'13.542

88 LP Racing (1'35.419)

Giro	Seg.1	Seg.2	Seg.3	Seg.4	T. Giro	km/h	Local Time
1		24.608	28.987	25.290		212,6	17:18'13.279
2	28.192	25.706	30.335	24.458	1'48.691	203,4	17:20'01.970
3	29.085	29.169	35.544	21.746	1'55.544P	155,2	17:21'57.514
4	2'11.911	24.398	30.425	21.902	3'28.636P	204,9	17:25'26.150
5	24.981	22.603	27.497	24.381	1'39.462	215,1	17:27'05.612

63 Imperiale Racing (1'34.362)

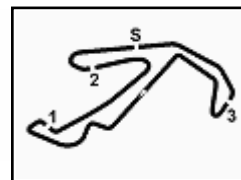
Giro	Seg.1	Seg.2	Seg.3	Seg.4	T. Giro	km/h	Local Time
1		27.219	33.753	22.098		149,2	17:17'10.627
2	26.100	22.865	26.855	21.726	1'37.546	214,7	17:18'48.173
3	25.923	22.769	26.443	21.047	1'36.182P	214,7	17:20'24.355
4	4'43.885	22.819	32.230	21.254	6'00.188P	186,2	17:26'24.543
5	25.114	22.325	26.409	21.030	1'34.878	214,3	17:27'59.421
6	24.975	22.377	26.674	21.094	1'35.120	213,4	17:29'34.541
7	24.867	22.404	26.307	21.147	1'34.725	214,3	17:31'09.266
8	25.214	22.447	27.130	21.178	1'35.969P	208,5	17:32'45.235
9	2'53.184	23.898	30.011	21.243	4'08.336P	167,2	17:36'53.571
10	25.061	22.607	26.778	20.961	1'35.407	213,0	17:38'28.978
11	25.005	22.276	26.544	21.044	1'34.869	214,7	17:40'03.847
12	24.878	22.616	26.410	21.618	1'35.522	214,7	17:41'39.369
13	25.409	22.497	26.411	21.587	1'35.904	214,7	17:43'15.273
14	25.218	22.530	27.332	21.592	1'36.672	214,3	17:44'51.945
15	25.242	22.558	27.319	19.658	1'34.777P	214,3	17:46'26.722
16	2'58.510	22.925	26.689	21.514	4'09.638P	213,0	17:50'36.360
17	25.314	22.683	26.681	21.491	1'36.169	213,4	17:52'12.529
18	25.183	22.744	26.494	21.518	1'35.939	214,7	17:53'48.468
19	25.350	22.713	26.916	22.137	1'37.116	214,7	17:55'25.584
20	26.479	22.769	26.785	19.741	1'35.774P	214,3	17:57'01.358
21	2'08.280	23.064	31.381	21.923	3'24.648P	172,0	18:00'26.006
22	24.735	22.358	26.263	21.006	1'34.362	215,1	18:02'00.368
23	24.901	22.254	26.293	21.147	1'34.595	215,1	18:03'34.963
24	24.805	22.408	27.574	19.101	1'33.888P	211,4	18:05'08.851
25	2'30.945	22.705	26.450	21.016	3'41.116P	214,3	18:08'49.967
26	24.943	22.391	26.307	20.916	1'34.557	214,7	18:10'24.524

17/05/2019

P = Box In/Out - C = Tempo Invalidato



Powered by PERUGIA TIMING



ACI Racing Weekend Misano 17-18-19 Maggio 2019
C.I.Gran Turismo Endurance - Analisi Tempi Prove Libere 2° Turno

Misano World Circuit 4.226 m

5 / 7

6	25.260	22.750	26.843	21.263	1'36.116	215,6	17:28'41.728	26	27.801	24.216	28.295	23.416	1'43.728	209,7	18:10'17.268
7	25.303	23.204	26.938	21.373	1'36.818	215,1	17:30'18.546	27	27.398	23.845	28.532	23.193	1'42.968	208,9	18:12'00.236
8	25.507	23.308	26.972	21.428	1'37.215	215,6	17:31'55.761	28	27.056	24.336	28.277	23.786	1'43.455	211,4	18:13'43.691
9	25.101	22.609	26.573	21.136	1'35.419	216,0	17:33'31.180	29	27.415	23.913	32.098	25.979	1'49.405P	194,9	18:15'33.096
10	25.115	22.298	27.800	23.058	1'38.271	216,9	17:35'09.451	30	3'45.539	24.988	28.628	22.832	5'01.987P	210,1	18:20'35.083
11	24.994	22.339	26.557	20.571	1'34.461P	215,6	17:36'43.912	31	27.283	24.316	28.065	22.735	1'42.399	210,9	18:22'17.482
12	9'13.922	23.892	27.337	21.807	10'26.958P	212,2	17:47'10.870	32	26.550	23.667	27.582	22.551	1'40.350	213,0	18:23'57.832
13	25.924	22.913	26.890	21.815	1'37.542	214,3	17:48'48.412	33	27.037	23.707	29.064	22.753	1'42.561	208,5	18:25'40.393
14	25.917	22.666	26.588	21.637	1'36.808	216,4	17:50'25.220	34	26.577	23.711	27.684	22.536	1'40.508	211,8	18:27'20.901
15	27.167	28.025	28.752	24.616	1'48.560	196,0	17:52'13.780	35	26.524	23.868	27.779	22.708	1'40.879	211,4	18:29'01.780
16	25.779	24.088	28.232	22.284	1'40.383	212,6	17:53'54.163	36	26.839	24.041	29.153	22.410	1'42.443P	210,1	18:30'44.223
17	26.685	26.712	29.331	21.504	1'44.232P	211,4	17:55'38.395	37	2'17.901	25.421	28.258	22.312	3'33.892P	210,9	18:34'18.115
18	4'17.533	26.665	28.002	21.967	5'34.167P	212,6	18:01'12.562	38	26.115	23.351	27.217	22.095	1'38.778	213,0	18:35'56.893
19	26.082	22.889	27.076	22.213	1'38.260	215,6	18:02'50.822	39	26.086	23.484	27.246	23.217	1'40.033	211,8	18:37'36.926
20	25.873	22.752	26.709	21.639	1'36.973	215,6	18:04'27.795	40	26.245	23.630	27.611	22.631	1'40.117	213,4	18:39'17.043
21	25.679	22.803	26.779	21.631	1'36.892	215,6	18:06'04.687	41	26.652	23.971	27.800	22.491	1'40.914	211,8	18:40'57.957
22	25.612	22.592	26.632	21.427	1'36.263	215,1	18:07'40.950	42	26.513	23.836	27.578	22.550	1'40.477	212,6	18:42'38.434
23	25.541	22.563	26.702	21.651	1'36.457	216,4	18:09'17.407	43	27.659	24.368	28.091	22.839	1'42.957P	212,2	18:44'21.391
24	28.148	24.286	28.920	20.958	1'42.312P	212,2	18:10'59.719								
25	3'49.452	24.000	28.552	23.008	5'05.012P	210,5	18:16'04.731								

123 Duell Team (1'40.874)

Giro	Seg.1	Seg.2	Seg.3	Seg.4	T. Giro	km/h	Local Time
1		27.967	32.496	24.637	202,6	17:18'18.545	
2	28.224	23.948	31.687	27.824	216,9	17:20'10.228	
3	28.064	23.599	28.074	22.574	1'42.311	216,9	17:21'52.539
4	27.395	23.837	28.000	22.497	1'41.729	218,2	17:23'34.268
5	26.895	23.441	28.025	22.661	1'41.022	217,7	17:25'15.290
6	27.906	25.280	28.612	21.373	1'43.171P	216,0	17:26'58.461
7	2'26.461	24.762	29.617	23.154	3'43.994P	215,6	17:30'42.455
8	27.473	23.465	28.007	22.533	1'41.478	216,9	17:32'23.933
9	26.850	23.451	27.932	22.644	1'40.877	217,3	17:34'04.810
10	27.632	23.499	28.207	22.954	1'42.292	216,9	17:35'47.102
11	28.800	25.490	29.462	22.320	1'46.072P	213,9	17:37'33.174
12	2'40.749	24.271	28.288	22.770	3'56.078P	216,0	17:41'29.252
13	26.719	23.729	27.597	22.829	1'40.874	216,9	17:43'10.126
14	26.939	23.505	27.898	22.726	1'41.068	217,3	17:44'51.194
15	30.889	25.052	28.521	22.849	1'47.311	216,0	17:46'38.505
16	27.124	23.977	27.928	29.628	1'48.657P	216,4	17:48'27.162
17	3'32.155	24.604	28.851	23.482	4'49.092P	216,0	17:53'16.254
18	28.192	24.177	28.580	23.550	1'44.499	216,4	17:55'00.753
19	28.194	24.244	28.822	25.184	1'46.444	217,7	17:56'47.197
20	28.375	24.173	28.689	23.481	1'44.718	218,6	17:58'31.915
21	27.848	23.843	28.328	23.148	1'43.167	217,3	18:00'15.082
22	28.176	23.967	28.378	22.923	1'43.444	217,3	18:01'58.526
23	27.927	24.108	28.412	23.147	1'43.594	217,7	18:03'42.120
24	28.016	24.044	28.744	28.493	1'49.297P	218,2	18:05'31.417
25	13'32.571	26.451	29.030	23.075	1'45.127P	210,9	18:20'22.544
26	26.837	23.777	27.766	23.277	1'41.657	216,0	18:22'04.201
27	27.170	23.385	28.396	22.719	1'41.670	216,0	18:23'45.871
28	27.026	23.862	28.085	22.655	1'41.628	216,4	18:25'27.499
29	27.376	23.707	27.867	24.347	1'43.297	215,1	18:27'10.796
30	27.496	23.770	32.037	23.494	1'46.797	188,2	18:28'57.593
31	27.065	23.494	28.135	22.594	1'41.288	215,1	18:30'38.881
32	27.208	23.661	28.099	37.005	1'55.973P	217,7	18:32'34.854
33	3'20.368	24.502	28.958	23.429	4'37.257P	217,7	18:37'12.111
34	28.715	24.932	28.730	23.492	1'45.869	216,4	18:38'57.980
35	27.977	24.131	28.729	23.852	1'44.689	217,7	18:40'42.669
36	29.154	24.843	28.918	30.022	1'52.937P	219,1	18:42'35.606

102 Antonelli Motorsport (1'38.778)

Giro	Seg.1	Seg.2	Seg.3	Seg.4	T. Giro	km/h	Local Time
1		30.837	37.261	26.763	176,2	17:20'07.939	
2	32.400	27.085	31.584	23.819	1'54.888	199,6	17:22'02.827
3	29.301	24.909	30.155	24.007	1'48.372	207,7	17:23'51.199
4	27.467	24.817	28.435	24.090	1'44.809	209,7	17:25'36.008
5	27.106	24.294	28.238	23.084	1'42.722	209,7	17:27'18.730
6	26.938	24.241	28.642	22.867	1'42.688	210,9	17:29'01.418
7	27.027	24.443	29.503	23.462	1'44.435	210,5	17:30'45.853
8	27.021	23.993	28.013	22.977	1'42.004	210,1	17:32'27.857
9	27.133	24.321	28.634	26.817	1'46.905P	210,5	17:34'14.762
10	2'26.407	24.914	28.734	23.186	3'43.241P	208,9	17:37'58.003
11	27.227	24.493	28.875	24.131	1'44.726	211,4	17:39'42.729
12	26.984	23.842	27.686	22.958	1'41.470	211,4	17:41'24.199
13	26.787	23.662	27.873	22.691	1'41.013	210,5	17:43'05.212
14	26.567	23.918	27.443	22.874	1'40.802	212,2	17:44'46.014
15	26.644	23.950	29.825	25.714	1'46.133P	206,1	17:46'32.147
16	3'27.356	24.899	28.903	23.349	4'44.507P	208,1	17:51'16.654
17	27.635	24.397	28.750	23.505	1'44.287	208,9	17:53'00.941
18	27.712	24.439	28.686	23.244	1'44.081	208,9	17:54'45.022
19	27.497	24.105	28.611	23.228	1'43.441	208,1	17:56'28.463
20	27.316	23.812	30.774	29.162	1'51.064P	206,5	17:58'19.527
21	2'01.173	24.648	30.217	23.373	3'19.411P	194,9	18:01'38.938
22	27.623	24.220	28.483	23.491	1'43.817	210,5	18:03'22.755
23	27.718	24.305	28.730	23.314	1'44.067	210,5	18:05'06.822
24	27.352	24.296	28.467	23.153	1'43.268	210,5	18:06'50.090
25	27.514	23.899	28.652	23.385	1'43.450	208,1	18:08'33.540

134 Iron Lynx (1'39.528)

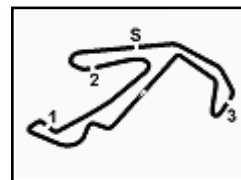
Giro	Seg.1	Seg.2	Seg.3	Seg.4	T. Giro	km/h	Local Time
1		26.498	31.656	25.695	208,1	17:18'44.098	
2	28.957	27.403	30.140	24.125	1'50.625	211,8	17:20'34.723
3	27.723	25.506	29.603	23.942	1'46.774	211,4	17:22'21.497
4	27.903	24.980	29.830	24.038	1'46.751	210,5	17:24'08.248

17/05/2019

P = Box In/Out - C = Tempo Invalidato



Powered By PERUGIA TIMING



ACI Racing Weekend Misano 17-18-19 Maggio 2019
C.I.Gran Turismo Endurance - Analisi Tempi Prove Libere 2° Turno

Misano World Circuit 4.226 m

6 / 7

5	27.915	24.973	29.803	24.360	1'47.051	210,5	17:25'55.299	24	27.922	24.888	29.139	24.894	1'46.843	197,4	18:13'53.783
6	28.233	25.631	29.490	23.852	1'47.206	210,5	17:27'42.505	25	28.357	28.179	33.458	27.956	1'57.950P	165,9	18:15'51.733
7	28.018	25.134	31.961	28.643	1'53.756P	211,4	17:29'36.261	26	2'39.592	26.747	29.803	24.330	4'00.472P	195,3	18:19'52.205
8	2'42.482	26.015	30.399	24.167	4'03.063P	210,9	17:33'39.324	27	28.233	25.192	29.286	23.913	1'46.624	197,1	18:21'38.829
9	27.050	24.395	28.638	22.878	1'42.961	212,6	17:35'22.285	28	28.014	25.168	29.232	23.667	1'46.081	197,4	18:23'24.910
10	27.209	24.391	28.550	23.160	1'43.310	212,6	17:37'05.595	29	28.061	25.207	29.201	24.526	1'46.995	197,8	18:25'11.905
11	26.964	24.570	28.537	23.406	1'43.477	212,6	17:38'49.072	30	29.317	25.695	34.778	24.118	1'53.908P	144,0	18:27'05.813
12	27.770	24.656	28.768	23.514	1'44.708	213,4	17:40'33.780	31	8'27.884	26.552	30.021	24.822	9'49.279P	195,7	18:36'55.092
13	27.416	24.392	28.606	23.370	1'43.784	211,8	17:42'17.564	32	28.535	25.299	29.089	23.402	1'46.325	197,8	18:38'41.417
14	27.931	24.638	31.307	27.691	1'51.567P	211,4	17:44'09.131	33	28.053	25.333	29.211	23.694	1'46.291	197,8	18:40'27.708
15	3'14.071	25.040	29.587	22.995	4'31.693P	211,8	17:48'40.824	34	28.125	25.062	29.221	23.746	1'46.154	197,8	18:42'13.862
16	27.811	23.644	28.859	22.594	1'42.908	212,2	17:50'23.732	35	28.145	25.064	29.211	23.735	1'46.155	197,4	18:44'00.017
17	27.284	23.742	27.907	22.368	1'41.301	213,9	17:52'05.033	36	28.213	25.016	29.476	23.725	1'46.430	198,5	18:45'46.447
18	26.995	23.144	28.241	22.387	1'40.767	216,9	17:53'45.800								
19	26.659	23.220	27.298	22.351	1'39.528	214,7	17:55'25.328								
20	28.027	24.125	28.171	21.530	1'41.853P	215,6	17:57'07.181								

208 Nova Race Events (1'45.952)

Giro	Seg.1	Seg.2	Seg.3	Seg.4	T. Giro	km/h	Local Time
1		26.795	31.605	24.491		184,6	17:18'05.993
2	28.507	26.409	30.608	24.157	1'49.681	186,5	17:19'55.674
3	27.993	26.022	31.394	23.844	1'49.253	186,5	17:21'44.927
4	27.881	25.911	30.093	23.601	1'47.486	186,9	17:23'32.413
5	27.663	25.817	29.983	25.051	1'48.514	188,2	17:25'20.927
6	27.618	25.706	30.111	23.647	1'47.082	186,9	17:27'08.009
7	27.560	25.937	30.131	23.918	1'47.546	187,5	17:28'55.555
8	28.547	27.135	30.385	22.975	1'49.042P	186,9	17:30'44.597
9	3'03.257	26.596	32.802	24.269	4'26.924P	183,4	17:35'11.521
10	28.240	25.599	30.411	23.925	1'48.175	184,9	17:36'59.696
11	28.395	25.739	31.109	25.085	1'50.328	184,6	17:38'50.024
12	27.964	25.559	30.191	23.498	1'47.212	186,5	17:40'37.236
13	27.773	25.651	30.242	23.584	1'47.250	185,6	17:42'24.486
14	27.608	25.426	30.408	23.723	1'47.165	185,2	17:44'11.651
15	27.754	25.651	30.205	23.789	1'47.399	185,6	17:45'59.050
16	29.139	26.379	30.951	26.197	1'52.666P	185,6	17:47'51.716
17	2'38.545	26.829	30.501	23.879	3'59.754P	187,2	17:51'51.470
18	27.403	25.743	29.715	23.303	1'46.164	188,2	17:53'37.634
19	27.158	25.683	29.953	23.461	1'46.255	186,9	17:55'23.889
20	27.311	25.426	29.839	23.472	1'46.048	187,8	17:57'09.937
21	28.776	25.948	30.195	23.691	1'48.610	187,5	17:58'58.547
22	27.606	25.501	29.930	22.759	1'45.796P	188,2	18:00'44.343
23	2'38.180	26.669	32.094	24.378	4'01.321P	166,2	18:04'45.664
24	28.856	26.012	30.184	23.766	1'48.818	185,9	18:06'34.482
25	27.809	25.805	31.421	24.892	1'49.927	179,4	18:08'24.409
26	27.497	25.155	29.909	23.498	1'46.059	186,5	18:10'10.468
27	27.634	25.303	29.969	23.291	1'46.197	185,6	18:11'56.665
28	27.414	25.246	29.834	23.458	1'45.952	185,2	18:13'42.617
29	31.174	29.728	34.427	30.593	2'05.922P	172,0	18:15'48.539

207 BMW Team Italia (1'44.880)

Giro	Seg.1	Seg.2	Seg.3	Seg.4	T. Giro	km/h	Local Time
1		34.896	39.703	32.704		130,6	17:19'39.790
2	35.315	29.611	37.327	28.406	2'10.659	174,5	17:21'50.449
3	34.063	30.059	36.956	27.409	2'08.487	137,9	17:23'58.936
4	30.041	27.057	31.739	25.493	1'54.330	193,9	17:25'53.266
5	30.355	28.364	32.339	25.055	1'56.113	193,5	17:27'49.379
6	30.176	26.174	34.199	32.465	2'03.014P	190,8	17:29'52.393
7	1'53.982	26.518	31.532	24.374	3'16.406P	192,2	17:33'08.799
8	28.906	25.800	29.798	24.252	1'48.756	196,4	17:34'57.555
9	28.929	25.858	29.710	24.253	1'48.750	196,4	17:36'46.305
10	28.846	25.412	32.013	31.092	1'57.363P	197,1	17:38'43.668
11	2'50.725	26.813	32.176	24.591	4'14.305P	192,2	17:42'57.973
12	27.556	24.805	28.997	23.755	1'45.113	197,1	17:44'43.086
13	27.525	24.916	29.026	23.589	1'45.056	196,7	17:46'28.142
14	27.356	24.844	29.242	23.438	1'44.880	196,7	17:48'13.022
15	27.180	24.877	28.939	26.252	1'47.248P	197,1	17:50'00.270
16	6'22.710	26.412	29.266	23.756	7'42.144P	197,4	17:57'42.414
17	27.621	24.958	28.947	23.443	1'44.969	197,8	17:59'27.383
18	27.389	24.929	28.871	24.524	1'45.713P	197,8	18:01'13.096
19	2'32.330	26.020	29.606	23.853	3'51.809P	196,0	18:05'04.905
20	28.078	24.930	29.510	23.527	1'46.045	197,8	18:06'50.950
21	27.826	24.785	29.104	23.701	1'45.416	197,1	18:08'36.366
22	27.638	24.739	29.112	23.473	1'44.962	197,4	18:10'21.328
23	27.739	25.004	29.142	23.727	1'45.612	197,1	18:12'06.940

251 Ebimotors (1'45.065)

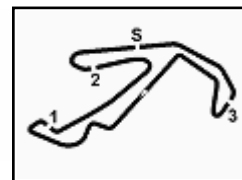
Giro	Seg.1	Seg.2	Seg.3	Seg.4	T. Giro	km/h	Local Time
1		30.572	33.703	27.626		192,5	17:17'27.598
2	31.950	27.389	31.643	25.441	1'56.423	191,8	17:19'24.021
3	28.521	26.253	29.784	24.205	1'48.763	193,2	17:21'12.784
4	28.063	26.031	29.745	23.939	1'47.778	194,6	17:23'00.562
5	28.375	25.606	30.031	24.303	1'48.315	194,6	17:24'48.877
6	28.334	25.563	29.764	24.340	1'48.001	194,6	17:26'36.878
7	28.294	25.959	29.829	24.192	1'48.274	193,5	17:28'25.152
8	28.717	25.940	30.316	24.527	1'49.500	194,9	17:30'14.652
9	29.137	25.803	29.783	24.505	1'49.228	194,2	17:32'03.880
10	28.609	26.059	30.023	24.527	1'49.218	193,5	17:33'53.098
11	29.400	25.793	30.105	24.577	1'49.875	193,5	17:35'42.973
12	29.011	25.848	29.995	23.542	1'48.396P	193,5	17:37'31.369
13	3'19.891	29.111	30.162	24.758	4'43.922P	194,2	17:42'15.291
14	29.036	28.743	30.249	24.605	1'52.633	194,2	17:44'07.924
15	28.457	25.481	29.713	24.529	1'48.180	194,2	17:45'56.104
16	30.716	29.823	31.096	25.798	1'57.433	192,9	17:47'53.537

17/05/2019

P = Box In/Out - C = Tempo Invalidato



Powered by PERUGIA TIMING



ACI Racing Weekend Misano 17-18-19 Maggio 2019
C.I.Gran Turismo Endurance - Analisi Tempi Prove Libere 2° Turno

Misano World Circuit 4.226 m

7 / 7

17	29.581	25.584	29.788	24.267	1'49.220	194,6	17:49'42.757	40	27.716	25.402	29.293	23.440	1'45.851	195,3	18:38'37.939
18	29.159	25.498	29.746	24.246	1'48.649	194,6	17:51'31.406	41	27.512	25.126	29.379	23.376	1'45.393	194,9	18:40'23.332
19	28.860	25.650	29.610	24.426	1'48.546	195,3	17:53'19.952	42	27.195	24.934	29.234	23.915	1'45.278	196,4	18:42'08.610
20	28.521	25.493	29.797	26.661	1'50.472	193,9	17:55'10.424	43	27.421	24.957	29.618	23.833	1'45.829	195,3	18:43'54.439
21	28.822	25.296	29.992	24.291	1'48.401	193,9	17:56'58.825	44	27.470	25.116	29.300	24.416	1'46.302	196,0	18:45'40.741
22	28.211	25.732	29.987	24.233	1'48.163	194,2	17:58'46.988								
23	28.378	25.524	29.894	24.446	1'48.242	195,3	18:00'35.230								
24	31.754	32.203	37.635	30.034	2'11.626P	145,6	18:02'46.856								
25	6'56.257	29.380	35.386	24.784	8'25.807P	135,7	18:11'12.663								
26	28.536	25.587	33.504	24.760	1'52.387	150,0	18:13'05.050								
27	29.786	27.257	31.256	24.122	1'52.421	190,5	18:14'57.471								
28	27.760	24.930	29.270	23.341	1'45.301	195,7	18:16'42.772								
29	27.602	25.241	29.240	23.825	1'45.908	195,7	18:18'28.680								
30	27.580	25.054	29.345	23.655	1'45.634	196,7	18:20'14.314								
31	27.738	24.934	29.307	23.581	1'45.560	196,0	18:21'59.874								
32	27.654	25.309	29.893	22.228	1'45.084P	195,7	18:23'44.958								
33	3'32.473	25.824	30.783	23.718	4'52.798P	177,3	18:28'37.756								
34	27.444	24.858	29.269	23.549	1'45.120	196,4	18:30'22.876								
35	27.699	25.195	30.293	23.652	1'46.839	196,4	18:32'09.715								
36	27.568	24.893	29.154	23.450	1'45.065	196,7	18:33'54.780								
37	27.523	24.927	29.253	23.524	1'45.227	196,4	18:35'40.007								
38	27.607	25.030	34.349	28.329	1'55.315P	168,5	18:37'35.322								

276 Autorlando Sport (1'45.157)

Giro	Seg.1	Seg.2	Seg.3	Seg.4	T. Giro	km/h	Local Time
1		27.048	32.791	26.171	192,5	17:17'44.561	
2	28.393	25.600	31.235	23.247	191,8	17:19'33.036	
3	2'31.838	25.441	29.668	23.474	193,9	17:23'23.457	
4	27.598	24.973	29.578	23.285	195,3	17:25'08.891	
5	27.595	25.013	29.200	23.398	194,9	17:26'54.097	
6	27.682	24.872	29.274	23.329	194,6	17:28'39.254	
7	27.548	24.962	29.594	23.362	194,2	17:30'24.720	
8	27.762	24.947	29.354	23.638	194,9	17:32'10.421	
9	27.704	25.029	30.637	24.325	194,9	17:33'58.116	
10	27.837	24.943	29.410	21.523	195,3	17:35'41.829	
11	2'20.600	26.571	30.417	24.657	193,2	17:39'24.074	
12	28.406	26.223	30.374	24.269	191,8	17:41'13.346	
13	28.634	25.783	30.553	24.365	190,8	17:43'02.681	
14	28.217	27.102	32.452	24.864	188,8	17:44'55.316	
15	28.414	25.999	30.519	24.432	189,1	17:46'44.680	
16	28.209	25.901	30.251	24.619	192,2	17:48'33.660	
17	28.156	25.811	30.453	25.105	189,5	17:50'23.185	
18	2'46.493	26.081	30.519	24.472	193,5	17:54'30.750	
19	27.994	25.759	30.164	24.073	189,1	17:56'18.740	
20	27.858	25.690	29.821	24.175	191,8	17:58'06.284	
21	28.013	25.919	29.920	24.231	192,9	17:59'50.367	
22	28.327	27.314	32.360	26.159	191,2	18:01'48.527	
23	28.879	26.565	33.148	23.796	191,8	18:03'40.915	
24	2'14.362	27.414	31.290	25.930	191,5	18:07'19.911	
25	30.024	26.253	30.034	24.961	192,5	18:09'11.183	
26	29.436	26.130	29.861	24.783	191,8	18:11'01.393	
27	29.592	25.985	30.067	24.735	192,5	18:12'51.772	
28	28.835	25.706	29.579	24.337	193,5	18:14'40.229	
29	28.657	25.804	29.839	24.209	193,2	18:16'28.738	
30	28.629	25.737	29.773	24.161	191,8	18:18'17.038	
31	28.377	25.563	29.611	24.273	192,9	18:20'04.862	
32	28.395	25.627	29.669	25.451	192,9	18:21'54.004	
33	28.425	25.391	29.663	24.081	193,2	18:23'41.564	
34	28.337	25.628	30.367	24.328	193,5	18:25'30.224	
35	28.444	25.489	30.086	24.432	192,9	18:27'18.675	
36	28.357	25.560	29.494	24.240	193,9	18:29'06.326	
37	28.244	25.430	29.681	24.063	193,2	18:30'53.744	
38	28.070	25.359	29.489	23.803	193,5	18:32'40.465	
39	28.031	25.346	29.354	23.940	193,5	18:34'27.136	
40	28.672	25.599	29.685	23.065	193,5	18:36'14.157	
41	2'30.628	25.844	29.967	23.641	194,6	18:40'04.237	
42	27.952	25.337	29.765	23.488	194,6	18:41'50.779	
43	27.904	25.203	29.577	23.598	194,6	18:43'37.061	
44	27.756	24.949	30.196	23.386	194,6	18:45'23.348	

275 Autorlando Sport (1'45.233)

Giro	Seg.1	Seg.2	Seg.3	Seg.4	T. Giro	km/h	Local Time
1		26.420	30.184	24.730	193,2	17:17'20.642	
2	28.199	25.227	29.372	23.960	194,9	17:19'07.400	
3	27.442	25.227	29.228	23.563	194,9	17:20'52.860	
4	27.310	25.439	29.496	23.419	193,9	17:22'38.524	
5	27.308	25.076	29.262	23.587	194,9	17:24'23.757	
6	27.433	26.146	33.060	22.560	149,0	17:26'12.956	
7	3'07.936	31.540	31.922	25.286	191,8	17:30'49.640	
8	29.744	26.913	30.200	25.325	193,2	17:32'41.822	
9	28.766	27.573	30.442	25.111	193,2	17:34'33.714	
10	28.895	26.444	30.367	25.136	193,9	17:36'24.556	
11	28.854	26.030	30.428	25.083	193,5	17:38'14.951	
12	30.874	30.508	35.989	26.260	161,7	17:40'18.582	
13	31.477	26.712	30.984	25.698	193,5	17:42'13.453	
14	28.927	26.111	30.522	25.543	193,5	17:44'04.556	
15	28.818	26.089	30.860	24.810	190,8	17:45'55.133	
16	31.233	29.508	35.919	28.092	163,9	17:47'59.885	
17	2'13.994	26.552	30.975	25.381	193,9	17:51'36.787	
18	28.872	26.465	30.387	25.392	194,2	17:53'27.903	
19	28.945	26.233	30.284	24.957	194,2	17:55'18.322	
20	28.926	26.101	30.284	25.199	194,2	17:57'08.832	
21	32.811	29.126	36.351	29.498	179,1	17:59'16.618	
22	2'43.605	28.135	31.946	24.873	193,2	18:03'25.177	
23	29.942	26.275	31.707	24.929	192,2	18:05'18.030	
24	29.664	25.945	31.680	25.945	191,8	18:07'11.264	
25	29.963	26.022	30.837	24.713	193,9	18:09'02.799	
26	29.295	25.925	30.861	24.841	194,2	18:10'53.721	
27	29.752	26.200	31.440	25.304	193,2	18:12'46.417	
28	30.539	26.093	30.787	24.969	193,2	18:14'38.805	
29	29.343	26.095	31.984	24.619	160,2	18:16'30.846	
30	29.406	25.674	30.153	24.575	194,6	18:18'20.654	
31	29.798	25.968	30.720	25.765	193,9	18:20'12.905	
32	29.931	26.616	30.705	25.604	194,2	18:22'05.761	
33	29.064	26.508	30.516	25.650	193,5	18:23'57.499	
34	30.119	26.127	30.457	24.998	195,3	18:25'49.200	
35	29.467	26.223	30.167	24.542	195,3	18:27'39.599	
36	29.243	26.321	30.285	25.067	193,5	18:29'30.515	
37	31.150	26.467	31.279	25.008	192,5	18:31'24.419	
38	30.149	27.139	31.443	26.778	194,6	18:33'19.928	
39	2'08.660	25.889	29.445	28.166	194,6	18:36'52.088	

17/05/2019

P = Box In/Out - C = Tempo Invalidato