



Red Bull Ring
F4 Italian Championship
Qualifying - 2
Provisional Results




Cls	Nº	Driver	Nat	Competitor	Nat	Rookie	Cls	Laps	Best	Time	Gap	Interval	Km/h
1	4	Niklas Krütten	DEU	Van Amersfoort Racing	NDL			12	11	1:30.674			171.4
2	16	Giorgio Carrara	ARG	Jenzer Motorsport	CHE			11	10	1:30.723	0.049	0.049	171.3
3	33	Jesse Salmenautio	FIN	DRZ Benelli Srl	ITA			11	9	1:30.741	0.067	0.018	171.3
4	17	Jonny Edgar	GBR	Jenzer Motorsport	CHE	R	1	11	10	1:30.765	0.091	0.024	171.2
5	62	Dennis Hauger	NOR	Van Amersfoort Racing	NDL			12	10	1:30.865	0.191	0.100	171.0
6	11	Alessandro Famularo	VEN	Prema Powerteam	ITA			12	4	1:30.881	0.207	0.016	171.0
7	6	Ido Cohen	ISR	Van Amersfoort Racing	NDL			12	10	1:30.899	0.225	0.018	171.0
8	25	William Alatalo	FIN	BWT Mucke Motorsport	DEU			11	9	1:30.905	0.231	0.006	171.0
9	26	Joshua Dürksen	PRY	BWT Mucke Motorsport	DEU	R	2	11	3	1:30.917	0.243	0.012	170.9
10	57	Mikhael Belov	RUS	Bhaitech Srl	ITA			11	10	1:31.096	0.422	0.179	170.6
11	8	Lucas Allecco Roy	DEU	Van Amersfoort Racing	NDL			11	10	1:31.103	0.429	0.007	170.6
12	7	Paul Aron	EST	Prema Powerteam	ITA	R	3	12	11	1:31.107	0.433	0.004	170.6
13	20	Ivan Berets	RUS	DRZ Benelli Srl	ITA			11	10	1:31.192	0.518	0.085	170.4
14	23	Gregoire Saucy	CHE	R-ace GP	FRA			10	9	1:31.195	0.521	0.003	170.4
15	5	Gianluca Petecof	BRA	Prema Powerteam	ITA			11	7	1:31.399	0.725	0.204	170.0
16	10	Oliver Rasmussen	DNK	Prema Powerteam	ITA			10	9	1:31.468	0.794	0.069	169.9
17	31	Pietro Delli Guanti	ITA	BVM Racing	ITA	R	4	10	9	1:31.605	0.931	0.137	169.6
18	55	Roeey Meyuhas	ISR	Cram Motorsport	ITA	R	5	10	9	1:31.609	0.935	0.004	169.6
19	2	Nico Göhler	DEU	BWT Mucke Motorsport	DEU	R	6	11	10	1:31.807	1.133	0.198	169.3
20	94	Daniel Vebster	SWE	Cram Motorsport	ITA	R	7	10	3	1:31.832	1.158	0.025	169.2
21	97	Roman Stanek	CZE	US Racing	DEU	R	8	7	6	1:32.121	1.447	0.289	168.7
22	21	Axel Gnos	CHE	Jenzer Motorsport	CHE	R	9	11	10	1:32.194	1.520	0.073	168.6
23	29	Emilio Cipriani	VEN	Cram Motorsport	ITA			10	9	1:32.251	1.577	0.057	168.5
24	22	Umberto Laganella	ITA	Bhaitech Srl	ITA			12	9	1:32.313	1.639	0.062	168.3
25	12	Filipe Ugran	ROU	BVM Racing	ITA	R	10	10	3	1:32.353	1.679	0.040	168.3
26	18	Emidio Pesce	ITA	Jenzer Motorsport	CHE	R	11	10	9	1:32.551	1.877	0.198	167.9
27	24	Laszlo Toth	HUN	R-ace GP	FRA			11	10	1:32.681	2.007	0.130	167.7
28	28	Sebastian Freymuth	DEU	AS Motorsport	SVN	R	12	11	10	1:32.736	2.062	0.055	167.6
29	99	Erwin Zanotti	ITA	BWT Mucke Motorsport	DEU	R	13	11	10	1:32.924	2.250	0.188	167.2
30	88	Amna Al Qubaisi	UAE	Abu Dhabi Racing	UAE			11	10	1:32.933	2.259	0.009	167.2
31	14	Nicola Marinangeli	ITA	Bhaitech Srl	ITA	R	14	11	8	1:33.154	2.480	0.221	166.8
32	78	Hamda Al Qubaisi		Abu Dhabi Racing	UAE			3	3	1:34.259	3.585	1.105	164.9

CAR 8 DELETE LAST LAP TRACK LIMIT T1
 CAR 8, 88 LAST LAP TIME DELETED TRACK LIMITS T1
 CAR 20 LAST LAP TIME DELETED TRACK LIMITS T1
 CAR 14, 20, 26 LAST LAP TIME DELETED TRACK LIMITS T1
 CAR 5 LAST LAP TIME DELETED TRACK LIMITS T1
 CAR 62, 6 LAST LAP TIME DELETED TRACK LIMITS T1
 CAR 62, 6 LAST LAP TIME DELETED TRACK LIMITS T1

Published at:..... Track Temp: **27.0 °C** Air Temp: **18.6 °C** Humidity: **48 %** Track Status: **WET**

Stewards:	Race Director:	Timekeeper:
------------------	-----------------------	------------------------





Red Bull Ring
F4 Italian Championship
Qualifying - 2
Provisional Results by Class



Cls	Nº	Driver	Nat	Competitor	Nat	Rookie	Laps	Best	Time	Gap	Interval	Km/h
1	4	Niklas Krütten	DEU	Van Amersfoort Racing	NDL		12	11	1:30.674			171.4
2	16	Giorgio Carrara	ARG	Jenzer Motorsport	CHE		11	10	1:30.723	0.049	0.049	171.3
3	33	Jesse Salmenautio	FIN	DRZ Benelli Srl	ITA		11	9	1:30.741	0.067	0.018	171.3
4	62	Dennis Hauger	NOR	Van Amersfoort Racing	NDL		12	10	1:30.865	0.191	0.124	171.0
5	11	Alessandro Famularo	VEN	Prema Powerteam	ITA		12	4	1:30.881	0.207	0.016	171.0
6	6	Ido Cohen	ISR	Van Amersfoort Racing	NDL		12	10	1:30.899	0.225	0.018	171.0
7	25	William Alatalo	FIN	BWT Mucke Motorsport	DEU		11	9	1:30.905	0.231	0.006	171.0
8	57	Mikhael Belov	RUS	Bhaitech Srl	ITA		11	10	1:31.096	0.422	0.191	170.6
9	8	Lucas Allecco Roy	DEU	Van Amersfoort Racing	NDL		11	10	1:31.103	0.429	0.007	170.6
10	20	Ivan Berets	RUS	DRZ Benelli Srl	ITA		11	10	1:31.192	0.518	0.089	170.4
11	23	Gregoire Saucy	CHE	R-ace GP	FRA		10	9	1:31.195	0.521	0.003	170.4
12	5	Gianluca Petecof	BRA	Prema Powerteam	ITA		11	7	1:31.399	0.725	0.204	170.0
13	10	Oliver Rasmussen	DNK	Prema Powerteam	ITA		10	9	1:31.468	0.794	0.069	169.9
14	29	Emilio Cipriani	VEN	Cram Motorsport	ITA		10	9	1:32.251	1.577	0.783	168.5
15	22	Umberto Laganella	ITA	Bhaitech Srl	ITA		12	9	1:32.313	1.639	0.062	168.3
16	24	Laszlo Toth	HUN	R-ace GP	FRA		11	10	1:32.681	2.007	0.368	167.7
17	88	Amna Al Qubaisi	UAE	Abu Dhabi Racing	UAE		11	10	1:32.933	2.259	0.252	167.2
18	78	Hamda Al Qubaisi		Abu Dhabi Racing	UAE		3	3	1:34.259	3.585	1.326	164.9

Rookie												
Cls	Nº	Driver	Nat	Competitor	Nat	Rookie	Laps	Best	Time	Gap	Interval	Km/h
1	17	Jonny Edgar	GBR	Jenzer Motorsport	CHE	R	11	10	1:30.765			171.2
2	26	Joshua Dürksen	PRY	BWT Mucke Motorsport	DEU	R	11	3	1:30.917	0.152	0.152	170.9
3	7	Paul Aron	EST	Prema Powerteam	ITA	R	12	11	1:31.107	0.342	0.190	170.6
4	31	Pietro Delli Guanti	ITA	BVM Racing	ITA	R	10	9	1:31.605	0.840	0.498	169.6
5	55	Roe Meyuhas	ISR	Cram Motorsport	ITA	R	10	9	1:31.609	0.844	0.004	169.6
6	2	Nico Göhler	DEU	BWT Mucke Motorsport	DEU	R	11	10	1:31.807	1.042	0.198	169.3
7	94	Daniel Vebster	SWE	Cram Motorsport	ITA	R	10	3	1:31.832	1.067	0.025	169.2
8	97	Roman Stanek	CZE	US Racing	DEU	R	7	6	1:32.121	1.356	0.289	168.7
9	21	Axel Gnos	CHE	Jenzer Motorsport	CHE	R	11	10	1:32.194	1.429	0.073	168.6
10	12	Filipe Ugran	ROU	BVM Racing	ITA	R	10	3	1:32.353	1.588	0.159	168.3
11	18	Emidio Pesce	ITA	Jenzer Motorsport	CHE	R	10	9	1:32.551	1.786	0.198	167.9
12	28	Sebastian Freymuth	DEU	AS Motorsport	SVN	R	11	10	1:32.736	1.971	0.185	167.6
13	99	Erwin Zanotti	ITA	BWT Mucke Motorsport	DEU	R	11	10	1:32.924	2.159	0.188	167.2
14	14	Nicola Marinangeli	ITA	Bhaitech Srl	ITA	R	11	8	1:33.154	2.389	0.230	166.8

Published at:.....

Track Temp: **27.0 °C** Air Temp: **18.6 °C** Humidity: **48 %** Track **WET**

Stewards:	Race Director:	Timekeeper:
------------------	-----------------------	------------------------





Red Bull Ring
F4 Italian Championship
Qualifying - 2



Provisional 2 Fastest Lap Results

Cls	Nº	Driver	Nat	Competitor	Nat	Rookie	Cls	Laps	Best	Time	Gap	Interval	Km/h
1	16	Giorgio Carrara	ARG	Jenzer Motorsport	CHE			11	9	1:30.781			171.3
2	11	Alessandro Famularo	VEN	Prema Powerteam	ITA			12	11	1:30.916	0.135	0.135	171.0
3	26	Joshua Dürksen	PRY	BWT Mucke Motorsport	DEU	R	1	11	8	1:31.133	0.352	0.217	170.9
4	7	Paul Aron	EST	Prema Powerteam	ITA	R	2	12	10	1:31.149	0.368	0.016	170.6
5	17	Jonny Edgar	GBR	Jenzer Motorsport	CHE	R	3	11	9	1:31.151	0.370	0.002	171.2
6	62	Dennis Hauger	NOR	Van Amersfoort Racing	NDL			12	8	1:31.152	0.371	0.001	171.0
7	33	Jesse Salmenautio	FIN	DRZ Benelli Srl	ITA			11	8	1:31.161	0.380	0.009	171.3
8	57	Mikhael Belov	RUS	Bhaitech Srl	ITA			11	9	1:31.189	0.408	0.028	170.6
9	25	William Alatalo	FIN	BWT Mucke Motorsport	DEU			11	8	1:31.255	0.474	0.066	171.0
10	4	Niklas Krütten	DEU	Van Amersfoort Racing	NDL			12	8	1:31.267	0.486	0.012	171.4
11	23	Gregoire Saucy	CHE	R-ace GP	FRA			10	7	1:31.268	0.487	0.001	170.4
12	5	Gianluca Petecof	BRA	Prema Powerteam	ITA			11	8	1:31.464	0.683	0.196	170.0
13	6	Ido Cohen	ISR	Van Amersfoort Racing	NDL			12	8	1:31.622	0.841	0.158	171.0
14	8	Lucas Allecco Roy	DEU	Van Amersfoort Racing	NDL			11	9	1:31.708	0.927	0.086	170.6
15	31	Pietro Delli Guanti	ITA	BVM Racing	ITA	R	4	10	8	1:31.738	0.957	0.030	169.6
16	20	Ivan Berets	RUS	DRZ Benelli Srl	ITA			11	3	1:31.839	1.058	0.101	170.4
17	10	Oliver Rasmussen	DNK	Prema Powerteam	ITA			10	7	1:32.079	1.298	0.240	169.9
18	55	Roe Meyuhas	ISR	Cram Motorsport	ITA	R	5	10	8	1:32.151	1.370	0.072	169.6
19	94	Daniel Vebster	SWE	Cram Motorsport	ITA	R	6	10	9	1:32.286	1.505	0.135	169.2
20	22	Umberto Laganella	ITA	Bhaitech Srl	ITA			12	11	1:32.460	1.679	0.174	168.3
21	12	Filipe Ugran	ROU	BVM Racing	ITA	R	7	10	9	1:32.490	1.709	0.030	168.3
22	21	Axel Gnos	CHE	Jenzer Motorsport	CHE	R	8	11	9	1:32.600	1.819	0.110	168.6
23	24	Laszlo Toth	HUN	R-ace GP	FRA			11	9	1:32.793	2.012	0.193	167.7
24	99	Erwin Zanotti	ITA	BWT Mucke Motorsport	DEU	R	9	11	9	1:33.156	2.375	0.363	167.2
25	88	Amna Al Qubaisi	UAE	Abu Dhabi Racing	UAE			11	3	1:33.214	2.433	0.058	167.2
26	28	Sebastian Freymuth	DEU	AS Motorsport	SVN	R	10	11	9	1:33.269	2.488	0.055	167.6
27	29	Emilio Cipriani	VEN	Cram Motorsport	ITA			10	7	1:33.325	2.544	0.056	168.5
28	2	Nico Göhler	DEU	BWT Mucke Motorsport	DEU	R	11	11	7	1:33.331	2.550	0.006	169.3
29	18	Emidio Pesce	ITA	Jenzer Motorsport	CHE	R	12	10	8	1:33.412	2.631	0.081	167.9
30	97	Roman Stanek	CZE	US Racing	DEU	R	13	7	2	1:35.413	4.632	2.001	168.7
31	78	Hamda Al Qubaisi		Abu Dhabi Racing	UAE			3	2	1:36.746	5.965	1.333	164.9
32	14	Nicola Marinangeli	ITA	Bhaitech Srl	ITA	R	14	11	7	1:36.993	6.212	0.247	166.8

CAR 8 DELETE LAST LAP TRACK LIMIT T1
 CAR 8, 88 LAST LAP TIME DELETED TRACK LIMITS T1
 CAR 20 LAST LAP TIME DELETED TRACK LIMITS T1
 CAR 14, 20, 26 LAST LAP TIME DELETED TRACK LIMITS T1
 CAR 5 LAST LAP TIME DELETED TRACK LIMITS T1
 CAR 62, 6 LAST LAP TIME DELETED TRACK LIMITS T1
 CAR 62, 6 LAST LAP TIME DELETED TRACK LIMITS T1

Published at:.....

Track Temp: **27.0 °C** Air Temp: **18.6 °C** Humidity: **48 %** Track Status: **WET**

Stewards:	Race Director:	Timekeeper:
------------------	-----------------------	------------------------





Red Bull Ring
F4 Italian Championship
Qualifying - 2
Lap Analysis



2 Nico Göhler Tatuus F.4 T014 Abarth
 R BWT Mucke Motorsport

Lap	D	Time	Sector 1	Sector 2	Sector 3	T. Spd	Elapsed
1		11:49:56.786	11:48:40.094	45.503	31.189	173.0	11:49:56.786
2		1:37.757	24.404	43.728	29.625	207.6	11:51:34.543
3		1:38.196	25.898	43.423	28.875	193.5	11:53:12.739
4		1:32.221	23.509	41.255	27.457	212.5	11:54:44.960
5		4:15.640 P	1:02.777	1:48.063	1:24.800	54.1	11:59:00.600
6		1:05:23.624	1:04:07.249	47.525	28.850	159.5	13:04:24.224
7		1:33.331	23.755	41.607	27.969	213.4	13:05:57.555
8		1:33.912	23.548	41.636	28.728	214.7	13:07:31.467
9		1:43.631	24.358	51.361	27.912	112.9	13:09:15.098
10		1:31.807	23.616	40.888	27.303	211.3	13:10:46.905
11		2:05.807 P	29.016	49.646	47.145	135.5	13:12:52.712

4 Niklas Krütten Tatuus F.4 T014 Abarth
 Van Amersfoort Racing

Lap	D	Time	Sector 1	Sector 2	Sector 3	T. Spd	Elapsed
1		11:49:56.695	11:48:38.401	46.929	31.365	190.4	11:49:56.695
2		1:39.450	26.201	43.811	29.438	189.8	11:51:36.145
3		1:37.769	25.261	43.744	28.764	188.4	11:53:13.914
4		1:32.899	23.859	41.177	27.863	206.1	11:54:46.813
5		4:20.670 P	1:08.001	1:51.759	1:20.910	54.9	11:59:07.483
6		1:04:45.289	1:03:31.836	44.243	29.210	197.8	13:03:52.772
7		1:32.851	23.673	40.802	28.376	211.3	13:05:25.623
8		1:31.267	23.401	40.708	27.158	213.4	13:06:56.890
9		1:33.463	23.261	40.927	29.275	214.7	13:08:30.353
10		1:32.867	23.292	40.494	29.081	213.8	13:10:03.220
11		1:30.674	23.279	40.314	27.081	213.8	13:11:33.894
12		2:04.078 P	25.255	51.528	47.295	158.5	13:13:37.972

5 Gianluca Petecof Tatuus F.4 T014 Abarth
 Prema Powerteam

Lap	D	Time	Sector 1	Sector 2	Sector 3	T. Spd	Elapsed
1		11:50:40.356	11:49:21.625	47.348	31.383	192.8	11:50:40.356
2		1:50.511	26.804	50.227	33.480	181.5	11:52:30.867
3		1:38.489	24.985	45.284	28.220	191.4	11:54:09.356
4		2:10.874 P	23.483	49.952	57.439	212.1	11:56:20.230
5		1:07:25.422	1:06:10.745	45.437	29.240	188.8	13:03:45.652
6		1:34.227	24.495	42.159	27.573	210.9	13:05:19.879
7		1:31.399	23.321	40.977	27.101	214.7	13:06:51.278
8		1:31.464	23.318	40.605	27.541	212.1	13:08:22.742
9		1:31.038	23.404	40.343	27.291	212.5	13:09:53.780
10		1:30.907	23.356	40.401	27.150	212.5	13:11:24.687
11		1:53.981 P	23.847	44.525	45.609	207.6	13:13:18.668

6 Ido Cohen Tatuus F.4 T014 Abarth
 Van Amersfoort Racing

Lap	D	Time	Sector 1	Sector 2	Sector 3	T. Spd	Elapsed
1		11:49:57.070	11:48:38.291	47.588	31.191	188.1	11:49:57.070
2		1:39.489	26.361	44.181	28.947	183.3	11:51:36.559
3		1:38.120	25.428	44.032	28.660	186.5	11:53:14.679
4		1:33.013	24.025	41.330	27.658	203.0	11:54:47.692
5		4:22.094 P	1:08.781	1:50.889	1:22.424	58.2	11:59:09.786
6		1:04:45.090	1:03:29.284	45.619	30.187	182.1	13:03:54.876
7		1:32.104	23.701	41.190	27.213	210.9	13:05:26.980
8		1:31.622	23.451	40.850	27.321	214.2	13:06:58.602
9		1:32.314	23.143	40.851	28.320	216.4	13:08:30.916
10		1:30.899	23.252	40.583	27.064	215.5	13:10:01.815
11		1:31.183	23.223	40.568	27.392	215.1	13:11:32.998
12		2:07.019 P	27.063	52.743	47.213	155.8	13:13:40.017

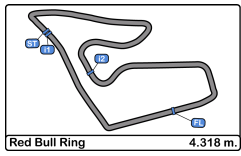
7 Paul Aron Tatuus F.4 T014 Abarth
 Prema Powerteam

Lap	D	Time	Sector 1	Sector 2	Sector 3	T. Spd	Elapsed
1		11:49:48.059	11:48:33.635	45.151	29.273	196.0	11:49:48.059
2		1:39.564	24.299	46.082	29.183	207.2	11:51:27.623
3		1:32.915	23.401	40.860	28.654	213.0	11:53:00.538
4		1:31.779	23.343	41.039	27.397	213.0	11:54:32.317
5		3:56.958 P	29.579	1:59.177	1:28.202	47.5	11:58:29.275
6		1:05:17.436	1:04:04.105	44.310	29.021	188.8	13:03:46.711
7		1:35.062	24.553	41.885	28.624	207.2	13:05:21.773
8		1:31.211	23.342	40.618	27.251	213.0	13:06:52.984
9		1:33.711	23.270	42.691	27.750	213.4	13:08:26.695
10		1:31.149	23.415	40.497	27.237	214.7	13:09:57.844
11		1:31.107	23.256	40.526	27.325	215.5	13:11:28.951
12		2:03.669 P	25.870	50.655	47.144	141.5	13:13:32.620

8 Lucas Allecco Roy Tatuus F.4 T014 Abarth
 Van Amersfoort Racing

Lap	D	Time	Sector 1	Sector 2	Sector 3	T. Spd	Elapsed
1		11:50:46.129	11:49:28.239	47.338	30.552	173.9	11:50:46.129
2		1:46.067	27.991	45.287	32.789	174.7	11:52:32.196
3		1:37.984	25.223	44.351	28.407	203.7	11:54:10.177
4		2:54.441 P	23.461	1:07.032	1:23.948	212.1	11:57:04.618
5		1:06:48.632	1:05:34.167	45.462	29.003	171.4	13:03:53.250
6		1:32.844	23.715	41.378	27.748	211.3	13:05:26.091
7		1:32.104	23.677	41.004	27.423	212.1	13:06:58.195
8		1:33.789	23.477	41.437	28.875	211.7	13:08:31.984
9		1:31.708	23.547	40.827	27.334	211.7	13:10:03.692
10		1:31.103	23.418	40.529	27.156	213.8	13:11:34.795
11		2:11.332 P	26.481	52.442	52.409	144.7	13:13:46.127





Red Bull Ring
F4 Italian Championship
Qualifying - 2
Lap Analysis



10

Oliver Rasmussen

Tatuus F.4 T014 Abarth

16

Giorgio Carrara

Tatuus F.4 T014 Abarth

Prema Powerteam

Jenzer Motorsport

Lap D	Time	Sector 1	Sector 2	Sector 3	T. Spd	Elapsed	Lap D	Time	Sector 1	Sector 2	Sector 3	T. Spd	Elapsed
1	11:50:52.988	11:49:35.532	46.797	30.659	200.3	11:50:52.988	1	11:50:58.121	11:49:40.653	46.379	31.089	190.8	11:50:58.121
2	1:44.124	25.382	46.303	32.439	206.5	11:52:37.112	2	1:42.967	25.612	47.685	29.670	198.1	11:52:41.088
3	1:38.355	24.708	44.334	29.313	208.4	11:54:15.467	3	1:37.184	24.542	43.660	28.982	208.0	11:54:18.272
4	3:05.470 P	23.530	1:22.697	1:19.243	210.5	11:57:20.937	4	3:06.572 P	23.487	1:21.447	1:21.638	211.3	11:57:24.844
5	1:06:28.301	1:05:14.717	44.954	28.630	193.5	13:03:49.238	5	1:06:41.850	1:05:26.010	46.934	28.906	161.4	13:04:06.694
6	1:34.095	24.352	41.578	28.165	206.1	13:05:23.333	6	1:34.253	23.829	42.282	28.142	214.2	13:05:40.947
7	1:32.079	23.516	40.923	27.640	214.2	13:06:55.412	7	1:31.689	23.738	40.853	27.098	210.5	13:07:12.636
8	1:32.558	23.459	40.864	28.235	212.5	13:08:27.970	8	1:31.123	23.353	40.697	27.073	211.3	13:08:43.759
9	1:31.468	23.463	40.674	27.331	211.7	13:09:59.438	9	1:30.781	23.339	40.382	27.060	212.5	13:10:14.540
10	1:38.276 P	23.393	41.483	33.400	212.1	13:11:37.714	10	1:30.723	23.201	40.579	26.943	216.8	13:11:45.263

11

Alessandro Famularo

Tatuus F.4 T014 Abarth

17

Jonny Edgar

Tatuus F.4 T014 Abarth

Prema Powerteam

R

Jenzer Motorsport

Lap D	Time	Sector 1	Sector 2	Sector 3	T. Spd	Elapsed	Lap D	Time	Sector 1	Sector 2	Sector 3	T. Spd	Elapsed
1	11:49:50.503	11:48:35.227	45.874	29.402	203.0	11:49:50.503	1	11:51:01.522	11:49:43.454	47.698	30.370	171.9	11:51:01.522
2	1:40.020	24.823	45.429	29.768	190.8	11:51:30.523	2	1:41.349	24.844	46.844	29.661	194.2	11:52:42.871
3	1:31.567	23.419	40.901	27.247	213.0	11:53:02.090	3	1:36.414	24.675	43.226	28.513	204.5	11:54:19.285
4	1:30.881	23.226	40.547	27.108	213.8	11:54:32.971	4	3:16.257 P	23.389	1:27.833	1:25.035	214.2	11:57:35.542
5	3:57.867 P	32.949	1:56.390	1:28.528	44.6	11:58:30.838	5	1:06:29.916	1:05:15.029	45.273	29.614	182.4	13:04:05.458
6	1:05:16.974	1:04:05.615	43.033	28.326	201.8	13:03:47.812	6	1:33.174	24.174	41.465	27.535	208.0	13:05:38.632
7	1:34.924	23.799	42.191	28.934	211.7	13:05:22.736	7	1:31.382	23.437	40.790	27.155	211.7	13:07:10.014
8	1:31.581	23.503	40.744	27.334	213.0	13:06:54.317	8	1:31.312	23.430	40.652	27.230	211.3	13:08:41.326
9	1:31.338	23.343	40.680	27.315	212.5	13:08:25.655	9	1:31.151	23.271	40.688	27.192	214.2	13:10:12.477
10	1:31.332	23.526	40.494	27.312	212.1	13:09:56.987	10	1:30.765	23.148	40.589	27.028	215.1	13:11:43.242
11	1:30.916	23.384	40.301	27.231	211.7	13:11:27.903	11	2:22.385 P	31.216	55.472	55.697	117.5	13:14:05.627
12	1:56.911 P	24.730	47.410	44.771	180.9	13:13:24.814							

12

Filipe Ugran

Tatuus F.4 T014 Abarth

18

Emidio Pesce

Tatuus F.4 T014 Abarth

R

BVM Racing

R

Jenzer Motorsport

Lap D	Time	Sector 1	Sector 2	Sector 3	T. Spd	Elapsed	Lap D	Time	Sector 1	Sector 2	Sector 3	T. Spd	Elapsed
1	11:50:36.048	11:49:03.685	57.386	34.977	137.2	11:50:36.048	1	11:50:05.360	11:48:49.564	46.377	29.419	167.4	11:50:05.360
2	1:44.321	28.766	47.343	28.212	170.0	11:52:20.369	2	1:38.283	25.774	43.764	28.745	190.8	11:51:43.643
3	1:32.353	23.625	40.919	27.809	210.1	11:53:52.722	3	1:37.184	23.683	43.645	29.856	211.7	11:53:20.827
4	1:46.840 P	23.554	41.459	41.827	210.1	11:55:39.562	4	2:04.993 P	39.802	43.135	42.056	180.0	11:55:25.820
5	1:08:44.121	1:07:21.923	52.704	29.494	173.9	13:04:23.683	5	1:08:42.624	1:07:26.642	45.994	29.988	170.6	13:04:08.444
6	1:33.159	23.952	41.464	27.743	209.3	13:05:56.842	6	1:37.110	25.860	43.019	28.231	200.3	13:05:45.554
7	1:37.042	24.108	42.521	30.413	209.3	13:07:33.884	7	1:47.068	23.862	52.851	30.355	208.4	13:07:32.622
8	1:34.473	23.672	42.929	27.872	210.9	13:09:08.357	8	1:33.412	23.865	41.650	27.897	208.0	13:09:06.034
9	1:32.490	23.845	41.137	27.508	210.5	13:10:40.847	9	1:32.551	23.666	41.228	27.657	209.3	13:10:38.585
10	1:49.949 P	23.484	42.498	43.967	211.7	13:12:30.796	10	2:00.772 P	24.943	46.193	49.636	189.8	13:12:39.357

14

Nicola Marinangeli

Tatuus F.4 T014 Abarth

20

Ivan Berets

Tatuus F.4 T014 Abarth

R

Bhaitech Srl

DRZ Benelli Srl

Lap D	Time	Sector 1	Sector 2	Sector 3	T. Spd	Elapsed	Lap D	Time	Sector 1	Sector 2	Sector 3	T. Spd	Elapsed
1	11:50:01.024	11:48:45.650	45.614	29.760	190.1	11:50:01.024	1	11:50:26.912	11:49:12.722	44.444	29.746	192.1	11:50:26.912
2	1:39.089	24.876	44.111	30.102	206.8	11:51:40.113	2	1:33.709	24.521	41.522	27.666	201.8	11:52:00.621
3	1:42.725	24.429	47.300	30.996	186.8	11:53:22.838	3	1:31.839	23.529	40.931	27.379	210.1	11:53:32.460
4	1:35.152	23.730	42.629	28.793	211.3	11:54:57.990	4	1:38.730 P	23.909	41.318	33.503	210.1	11:55:11.190
5	4:44.945 P	1:14.436	2:00.464	1:30.045	44.5	11:59:42.935	5	1:08:56.284	1:07:42.319	45.146	28.819	186.5	13:04:07.474
6	1:04:23.153	1:03:05.521	47.288	30.344	180.6	13:04:06.088	6	1:34.335	24.154	41.860	28.321	209.7	13:05:41.809
7	1:36.993	24.163	43.041	29.789	209.7	13:05:43.081	7	1:32.029	23.529	41.263	27.237	212.5	13:07:13.838
8	1:33.154	23.757	41.450	27.947	211.3	13:07:16.235	8	1:31.573	23.497	40.769	27.307	211.3	13:08:45.411
9	1:34.442	23.667	42.679	28.096	210.1	13:08:50.677	9	1:32.567	23.469	40.660	28.438	211.3	13:10:17.978
10	1:32.892	23.981	41.110	27.801	210.5	13:10:23.569	10	1:31.192	23.378	40.475	27.339	211.3	13:11:49.170
11	1:57.317 P	23.968	46.507	46.842	201.1	13:12:20.886	11	2:21.841 P	28.478	59.537	53.826	105.9	13:14:11.011





Red Bull Ring
F4 Italian Championship
Qualifying - 2
Lap Analysis



21 Axel Gnos							25 William Alatalo								
R Jenzer Motorsport							R BWT Mucke Motorsport								
Lap	D	Time	Sector 1	Sector 2	Sector 3	T. Spd	Elapsed	Lap	D	Time	Sector 1	Sector 2	Sector 3	T. Spd	Elapsed
1		11:50:03.752	11:48:47.781	46.051	29.920	185.2	11:50:03.752	1		11:51:20.740	11:50:08.302	43.833	28.605	192.1	11:51:20.740
2		1:38.121	24.922	44.036	29.163	208.0	11:51:41.873	2		1:36.530	23.544	43.693	29.293	210.9	11:52:57.270
3		1:37.772	24.353	43.655	29.764	210.5	11:53:19.645	3		1:34.294	23.395	40.819	27.080	211.3	11:54:28.564
4		1:33.050	23.726	41.167	28.157	212.5	11:54:52.695	4		3:50.517 P	23.525	1:50.179	1:36.813	160.9	11:58:19.081
5		4:41.652 P	1:15.904	1:59.003	1:26.745	52.4	11:59:34.347	5		1:05:36.615	1:04:22.422	44.310	29.883	183.0	13:03:55.696
6		1:04:34.367	1:03:18.977	46.159	29.231	182.4	13:04:08.714	6		1:32.022	23.783	41.086	27.153	210.1	13:05:27.718
7		1:35.354	24.712	42.390	28.252	207.6	13:05:44.068	7		1:35.196	23.302	41.218	30.676	214.7	13:07:02.914
8		1:32.735	23.828	41.462	27.445	211.7	13:07:16.803	8		1:31.255	23.425	40.760	27.070	211.3	13:08:34.169
9		1:32.600	23.478	41.375	27.747	213.8	13:08:49.403	9		1:30.905	23.343	40.551	27.011	211.7	13:10:05.074
10		1:32.194	23.697	41.040	27.457	210.5	13:10:21.597	10		1:31.793	23.495	41.039	27.259	212.1	13:11:36.867
11		1:51.203 P	23.657	45.700	41.846	209.7	13:12:12.800	11		2:10.953 P	25.503	52.184	53.266	146.7	13:13:47.820
22 Umberto Laganella							26 Joshua Dürksen								
Bhaitech Srl							R BWT Mucke Motorsport								
Lap	D	Time	Sector 1	Sector 2	Sector 3	T. Spd	Elapsed	Lap	D	Time	Sector 1	Sector 2	Sector 3	T. Spd	Elapsed
1		11:49:58.146	11:48:41.959	44.675	31.512	194.9	11:49:58.146	1		11:51:16.795	11:50:04.639	43.736	28.420	183.6	11:51:16.795
2		1:38.786	25.290	43.732	29.764	206.5	11:51:36.932	2		1:37.206	24.430	43.132	29.644	180.3	11:52:54.001
3		1:38.849	25.499	44.537	28.813	194.2	11:53:15.781	3		1:30.917	23.285	40.519	27.113	211.7	11:54:24.918
4		1:32.618	23.636	41.314	27.668	212.5	11:54:48.399	4		3:26.421 P	23.257	1:34.869	1:28.295	191.8	11:57:51.339
5		4:23.061 P	1:11.829	1:48.536	1:22.696	65.0	11:59:11.460	5		1:06:05.176	1:04:51.042	44.612	29.522	172.8	13:03:56.515
6		1:04:49.823	1:03:32.881	47.893	29.049	186.5	13:04:01.283	6		1:33.341	23.695	41.057	28.589	212.1	13:05:29.856
7		1:33.483	23.841	41.773	27.869	210.5	13:05:34.766	7		1:31.568	23.580	40.795	27.193	211.7	13:07:01.424
8		1:32.505	23.715	41.137	27.653	211.3	13:07:07.271	8		1:31.133	23.356	40.690	27.087	212.1	13:08:32.557
9		1:32.313	23.563	41.042	27.708	212.1	13:08:39.584	9		1:32.480	23.170	41.424	27.886	217.7	13:10:05.037
10		1:34.439	24.234	42.658	27.547	215.1	13:10:14.023	10		1:32.254	23.649	41.360	27.245	219.0	13:11:37.291
11		1:32.460	23.468	41.417	27.575	213.0	13:11:46.483	11		2:14.702 P	28.044	53.054	53.604	143.6	13:13:51.993
12		2:02.895 P	28.032	44.296	50.567	150.8	13:13:49.378								
23 Gregoire Saucy							28 Sebastian Freymuth								
R-race GP							R AS Motorsport								
Lap	D	Time	Sector 1	Sector 2	Sector 3	T. Spd	Elapsed	Lap	D	Time	Sector 1	Sector 2	Sector 3	T. Spd	Elapsed
1		11:51:12.785	11:49:59.361	44.677	28.747	173.9	11:51:12.785	1		11:50:06.967	11:48:50.343	47.417	29.207	180.6	11:50:06.967
2		1:35.346	24.634	43.046	27.666	198.5	11:52:48.131	2		1:39.129	24.751	44.597	29.781	206.8	11:51:46.096
3		1:31.483	23.353	40.768	27.362	215.5	11:54:19.614	3		1:35.200	23.734	41.701	29.765	210.9	11:53:21.296
4		3:17.449 P	23.250	1:28.492	1:25.707	218.1	11:57:37.063	4		1:32.455	23.534	41.139	27.782	211.3	11:54:53.751
5		1:06:35.667	1:05:20.222	46.930	28.515	159.5	13:04:12.730	5		4:46.838 P	1:17.667	2:00.833	1:28.338	47.4	11:59:40.589
6		1:33.850	23.835	42.540	27.475	210.9	13:05:46.580	6		1:04:39.469	1:03:21.519	49.057	28.893	175.0	13:04:20.058
7		1:31.268	23.344	40.718	27.206	214.7	13:07:17.848	7		1:34.503	24.561	41.846	28.096	205.3	13:05:54.561
8		1:34.674	23.225	40.913	30.536	214.2	13:08:52.522	8		1:36.556	23.808	43.965	28.783	208.4	13:07:31.117
9		1:31.195	23.321	40.496	27.378	213.8	13:10:23.717	9		1:33.269	23.787	41.550	27.932	208.8	13:09:04.386
10		1:58.689 P	24.143	46.831	47.715	211.7	13:12:22.406	10		1:32.736	23.713	41.278	27.745	209.3	13:10:37.122
11								11		1:58.452 P	24.466	44.724	49.262	171.9	13:12:35.574
24 Laszlo Toth							29 Emilio Cipriani								
R-race GP							Cram Motorsport								
Lap	D	Time	Sector 1	Sector 2	Sector 3	T. Spd	Elapsed	Lap	D	Time	Sector 1	Sector 2	Sector 3	T. Spd	Elapsed
1		11:50:15.922	11:48:59.884	46.508	29.530	165.8	11:50:15.922	1		11:50:41.454	11:49:22.336	47.784	31.334	190.1	11:50:41.454
2		1:35.903	24.282	43.253	28.368	209.3	11:51:51.825	2		1:46.070	26.943	49.412	29.715	172.5	11:52:27.524
3		1:33.376	23.868	41.658	27.850	208.8	11:53:25.201	3		1:33.490	23.985	41.698	27.807	206.8	11:54:01.014
4		1:33.306	23.637	41.424	28.245	208.8	11:54:58.507	4		2:16.988 P	23.709	52.053	1:01.226	208.0	11:56:18.002
5		4:45.169 P	1:14.803	2:00.150	1:30.216	44.7	11:59:43.676	5		1:07:56.224	1:06:41.864	45.447	28.913	180.6	13:04:14.226
6		1:04:35.602	1:03:20.303	45.763	29.536	180.9	13:04:19.278	6		1:33.795	24.163	41.911	27.721	208.0	13:05:48.021
7		1:36.488	25.949	42.435	28.104	193.5	13:05:55.766	7		1:33.325	23.844	41.829	27.652	210.1	13:07:21.346
8		1:33.493	23.834	41.729	27.930	209.3	13:07:29.259	8		1:33.364	23.802	41.561	28.001	209.3	13:08:54.710
9		1:32.793	23.671	41.177	27.945	208.4	13:09:02.052	9		1:32.251	23.658	41.120	27.473	210.1	13:10:26.961
10		1:32.681	23.628	41.414	27.639	209.3	13:10:34.733	10		2:02.239 P	26.672	50.713	44.854	164.8	13:12:29.200
11		1:50.438 P	23.903	44.489	42.046	206.5	13:12:25.171								





Red Bull Ring
F4 Italian Championship
Qualifying - 2
Lap Analysis



31 Pietro Delli Guanti Tatuus F.4 T014 Abarth
 R BVM Racing

Lap	D	Time	Sector 1	Sector 2	Sector 3	T. Spd	Elapsed
1		11:50:39.428	11:49:14.108	49.180	36.140	145.7	11:50:39.428
2		1:36.471	25.410	41.992	29.069	191.8	11:52:15.899
3		1:33.565	23.838	41.271	28.456	209.3	11:53:49.464
4		1:45.003 P	23.636	40.889	40.478	209.3	11:55:34.467
5		1:09:43.963	1:08:32.012	43.428	28.523	197.8	13:05:18.430
6		1:36.595	24.301	42.384	29.910	206.5	13:06:55.025
7		1:34.244	24.372	41.476	28.396	197.4	13:08:29.269
8		1:31.738	23.468	40.980	27.290	213.4	13:10:01.007
9		1:31.605	23.407	41.000	27.198	212.1	13:11:32.612
10		1:52.976 P	23.491	44.600	44.885	186.8	13:13:25.588

62 Dennis Hauger Tatuus F.4 T014 Abarth
 Van Amersfoort Racing

Lap	D	Time	Sector 1	Sector 2	Sector 3	T. Spd	Elapsed
1		11:49:55.355	11:48:36.706	47.157	31.492	183.0	11:49:55.355
2		1:38.967	25.115	44.162	29.690	189.1	11:51:34.322
3		1:37.867	25.707	43.336	28.824	187.8	11:53:12.189
4		1:31.949	23.621	41.118	27.210	209.7	11:54:44.138
5		4:11.381 P	1:00.579	1:48.583	1:22.219	56.8	11:58:55.519
6		1:04:56.066	1:03:42.921	43.892	29.253	178.8	13:03:51.585
7		1:33.194	23.597	40.763	28.834	210.9	13:05:24.779
8		1:31.152	23.420	40.667	27.065	213.4	13:06:55.931
9		1:32.906	23.179	40.983	28.744	215.5	13:08:28.837
10		1:30.865	23.251	40.447	27.167	216.0	13:09:59.702
11		4:31.037 P	23.268	40.778	26.991	217.7	13:11:30.739
12		1:56.528 P	23.597	47.688	45.243	185.2	13:13:27.267

33 Jesse Salmenautio Tatuus F.4 T014 Abarth
 DRZ Benelli Srl

Lap	D	Time	Sector 1	Sector 2	Sector 3	T. Spd	Elapsed
1		11:50:53.898	11:49:35.681	47.403	30.814	177.0	11:50:53.898
2		1:44.662	25.705	43.570	35.387	190.4	11:52:38.560
3		1:34.005	23.601	41.494	28.910	212.1	11:54:12.565
4		3:04.246 P	23.236	1:17.850	1:23.160	212.5	11:57:16.811
5		1:06:50.332	1:05:36.731	44.494	29.107	198.1	13:04:07.143
6		1:34.137	23.919	41.873	28.345	211.3	13:05:41.280
7		1:33.959	23.454	41.328	29.177	213.0	13:07:15.239
8		1:31.161	23.370	40.758	27.033	212.5	13:08:46.400
9		1:30.741	23.176	40.453	27.112	214.7	13:10:17.141
10		1:31.273	23.371	40.503	27.399	212.1	13:11:48.414
11		2:20.692 P	28.099	59.817	52.776	119.2	13:14:09.106

78 Hamda Al Qubaisi Tatuus F.4 T014 Abarth
 Abu Dhabi Racing

Lap	D	Time	Sector 1	Sector 2	Sector 3	T. Spd	Elapsed
1		11:50:10.992	11:48:54.415	46.725	29.852	201.1	11:50:10.992
2		1:36.746	24.886	42.646	29.214	208.4	11:51:47.738
3		1:34.259	23.821	41.544	28.894	211.7	11:53:21.997
4			23.687			211.7	

88 Amna Al Qubaisi Tatuus F.4 T014 Abarth
 Abu Dhabi Racing

Lap	D	Time	Sector 1	Sector 2	Sector 3	T. Spd	Elapsed
1		11:50:20.850	11:49:03.156	47.519	30.175	162.4	11:50:20.850
2		1:37.186	24.193	43.942	29.051	208.4	11:51:58.036
3		1:33.214	23.838	41.524	27.852	209.3	11:53:31.250
4		1:47.784 P	24.238	43.255	40.291	207.2	11:55:19.034
5		1:08:37.311	1:07:20.564	46.988	29.759	161.1	13:03:56.345
6		4:34.448 P	24.676	41.859	27.913	208.4	13:05:30.793
7		1:34.142	24.112	41.327	28.703	208.8	13:07:04.935
8		1:33.596	24.187	41.482	27.927	207.2	13:08:38.531
9		1:33.354	24.030	41.520	27.804	209.3	13:10:11.885
10		1:32.933	23.775	41.346	27.812	209.3	13:11:44.818
11		2:08.886 P	30.425	45.134	53.327	129.9	13:13:53.704

55 Rooe Meyuhas Tatuus F.4 T014 Abarth
 R Cram Motorsport

Lap	D	Time	Sector 1	Sector 2	Sector 3	T. Spd	Elapsed
1		11:50:15.079	11:48:59.451	45.578	30.050	186.2	11:50:15.079
2		1:46.672	24.586	48.741	33.345	203.3	11:52:01.751
3		1:32.737	23.675	41.235	27.827	211.3	11:53:34.488
4		1:49.049 P	24.070	42.212	42.767	186.8	11:55:23.537
5		1:08:53.730	1:07:38.884	46.529	28.317	190.1	13:04:17.267
6		1:33.836	23.888	41.521	28.427	210.1	13:05:51.103
7		1:32.620	23.687	41.284	27.649	211.3	13:07:23.723
8		1:32.151	23.648	40.978	27.525	211.3	13:08:55.874
9		1:31.609	23.433	40.813	27.363	213.8	13:10:27.483
10		1:56.774 P	24.771	44.208	47.795	191.4	13:12:24.257

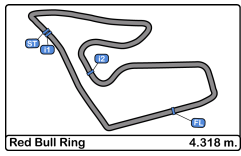
94 Daniel Vebster Tatuus F.4 T014 Abarth
 R Cram Motorsport

Lap	D	Time	Sector 1	Sector 2	Sector 3	T. Spd	Elapsed
1		11:50:29.018	11:48:49.394	1:03.570	36.054	178.5	11:50:29.018
2		1:34.268	24.494	41.956	27.818	207.6	11:52:03.286
3		1:31.832	23.462	40.912	27.458	213.8	11:53:35.118
4		1:47.371 P	23.366	40.792	43.213	214.7	11:55:22.489
5		1:09:05.024	1:07:36.426	59.885	28.713	176.4	13:04:27.513
6		1:33.730	24.013	41.877	27.840	210.9	13:06:01.243
7		1:32.956	23.568	41.202	28.186	212.5	13:07:34.199
8		1:37.343	23.420	46.330	27.593	215.5	13:09:11.542
9		1:32.286	23.539	40.835	27.912	213.8	13:10:43.828
10		1:59.780 P	24.239	43.924	51.617	195.6	13:12:43.608

57 Mikhael Belov Tatuus F.4 T014 Abarth
 Bhaitech Srl

Lap	D	Time	Sector 1	Sector 2	Sector 3	T. Spd	Elapsed
1		11:49:58.931	11:48:42.802	45.782	30.347	193.2	11:49:58.931
2		1:41.720	25.666	47.944	28.110	169.8	11:51:40.651
3		1:38.603	23.517	45.337	29.749	213.4	11:53:19.254
4		1:32.655	23.604	40.982	28.069	211.3	11:54:51.909
5		4:39.263 P	1:15.681	1:57.971	1:25.611	53.4	11:59:31.172
6		1:04:33.081	1:03:16.539	47.413	29.129	189.8	13:04:04.253
7		1:32.797	23.897	41.411	27.489	208.4	13:05:37.050
8		1:31.642	23.541	40.796	27.305	210.5	13:07:08.692
9		1:31.189	23.327	40.694	27.168	211.3	13:08:39.881
10		1:31.096	23.230	40.712	27.154	213.8	13:10:10.977
11		1:44.594 P	23.508	43.054	38.032	209.7	13:11:55.571





Red Bull Ring
F4 Italian Championship
Qualifying - 2
Lap Analysis



97 Roman Stanek Tatuus F.4 T014 Abarth
 R US Racing

Lap	D	Time	Sector 1	Sector 2	Sector 3	T. Spd	Elapsed
1		11:51:12.132	11:49:58.491	44.611	29.030	194.5	11:51:12.132
2		1:35.413	24.273	43.033	28.107	199.6	11:52:47.545
3		1:35.478	23.294	43.295	28.889	213.8	11:54:23.023
4		3:27.256 P	<u>23.240</u>	1:33.818	1:30.198	213.4	11:57:50.279
5		1:07:18.591	1:06:08.428	42.386	27.777	199.2	13:05:08.870
6		<u>1:32.121</u>	23.724	<u>41.092</u>	<u>27.305</u>	211.3	13:06:40.991
7		1:52.455 P	23.498	47.795	41.162	211.7	13:08:33.446

99 Erwin Zanotti Tatuus F.4 T014 Abarth
 R BWT Mucke Motorsport

Lap	D	Time	Sector 1	Sector 2	Sector 3	T. Spd	Elapsed
1		11:49:59.688	11:48:43.732	45.716	30.240	183.9	11:49:59.688
2		1:38.075	25.095	43.469	29.511	181.2	11:51:37.763
3		1:38.558	26.504	43.675	28.379	172.5	11:53:16.321
4		1:33.470	<u>23.584</u>	41.669	28.217	212.5	11:54:49.791
5		4:36.174 P	1:12.895	1:52.635	1:30.644	54.0	11:59:25.965
6		1:04:59.817	1:03:43.311	47.271	29.235	174.1	13:04:25.782
7		1:37.872	24.586	43.474	29.812	208.0	13:06:03.654
8		1:33.881	24.006	41.595	28.280	211.3	13:07:37.535
9		1:33.156	23.716	41.437	28.003	212.1	13:09:10.691
10		<u>1:32.924</u>	23.668	<u>41.289</u>	<u>27.967</u>	212.5	13:10:43.615
11		2:07.315 P	26.141	50.819	50.355	157.4	13:12:50.930





Red Bull Ring
F4 Italian Championship
Qualifying - 2
Best Sectors Results



Sector - 1			Sector - 2			Sector - 3			Ideal Lap vs Best Lap						
Clas	Nº	Driver	Time	Nº	Driver	Time	Nº	Driver	Time	Clas	Nº	Driver	Ideal Lap	Best Lap	Clas
1	6	Ido Cohen	23.143	11	Alessandro Famularo	40.301	16	Giorgio Carrara	26.943	1	16	Giorgio Carrara	1:30.526	1:30.723	2
2	17	Jonny Edgar	23.148	4	Niklas Krütten	40.314	62	Dennis Hauger	26.991	2	62	Dennis Hauger	1:30.617	1:30.865	5
3	26	Joshua Dürksen	23.170	5	Gianluca Petecof	40.343	25	William Alatalo	27.011	3	11	Alessandro Famularo	1:30.635	1:30.881	6
4	33	Jesse Salmenautio	23.176	16	Giorgio Carrara	40.382	17	Jonny Edgar	27.028	4	4	Niklas Krütten	1:30.656	1:30.674	1
5	62	Dennis Hauger	23.179	62	Dennis Hauger	40.447	33	Jesse Salmenautio	27.033	5	33	Jesse Salmenautio	1:30.662	1:30.741	3
6	16	Giorgio Carrara	23.201	33	Jesse Salmenautio	40.453	6	Ido Cohen	27.064	6	5	Gianluca Petecof	1:30.762	1:31.399	15
7	23	Gregoire Saucy	23.225	20	Ivan Berets	40.475	4	Niklas Krütten	27.081	7	17	Jonny Edgar	1:30.765	1:30.765	4
8	11	Alessandro Famularo	23.226	23	Gregoire Saucy	40.496	26	Joshua Dürksen	27.087	8	6	Ido Cohen	1:30.775	1:30.899	7
9	57	Mikhael Belov	23.230	7	Paul Aron	40.497	5	Gianluca Petecof	27.101	9	26	Joshua Dürksen	1:30.776	1:30.917	9
10	97	Roman Stanek	23.240	26	Joshua Dürksen	40.519	11	Alessandro Famularo	27.108	10	25	William Alatalo	1:30.864	1:30.905	8
11	7	Paul Aron	23.256	8	Lucas Allecco Roy	40.529	57	Mikhael Belov	27.154	11	23	Gregoire Saucy	1:30.927	1:31.195	14
12	4	Niklas Krütten	23.261	25	William Alatalo	40.551	8	Lucas Allecco Roy	27.156	12	7	Paul Aron	1:30.990	1:31.107	12
13	25	William Alatalo	23.302	6	Ido Cohen	40.568	31	Pietro Delli Guanti	27.198	13	57	Mikhael Belov	1:31.078	1:31.096	10
14	5	Gianluca Petecof	23.318	17	Jonny Edgar	40.589	23	Gregoire Saucy	27.206	14	20	Ivan Berets	1:31.090	1:31.192	13
15	94	Daniel Vebster	23.366	10	Oliver Rasmussen	40.674	20	Ivan Berets	27.237	15	8	Lucas Allecco Roy	1:31.103	1:31.103	11
16	20	Ivan Berets	23.378	57	Mikhael Belov	40.694	7	Paul Aron	27.237	16	10	Oliver Rasmussen	1:31.398	1:31.468	16
17	10	Oliver Rasmussen	23.393	94	Daniel Vebster	40.792	2	Nico Göhler	27.303	17	31	Pietro Delli Guanti	1:31.494	1:31.605	17
18	31	Pietro Delli Guanti	23.407	55	Roe Meyuhas	40.813	97	Roman Stanek	27.305	18	55	Roe Meyuhas	1:31.609	1:31.609	18
19	8	Lucas Allecco Roy	23.418	2	Nico Göhler	40.888	10	Oliver Rasmussen	27.331	19	94	Daniel Vebster	1:31.616	1:31.832	20
20	55	Roe Meyuhas	23.433	31	Pietro Delli Guanti	40.889	55	Roe Meyuhas	27.363	20	97	Roman Stanek	1:31.637	1:32.121	21
21	22	Umberto Laganella	23.468	12	Filipe Ugran	40.919	21	Axel Gnos	27.445	21	2	Nico Göhler	1:31.700	1:31.807	19
22	21	Axel Gnos	23.478	21	Axel Gnos	41.040	94	Daniel Vebster	27.458	22	12	Filipe Ugran	1:31.911	1:32.353	25
23	12	Filipe Ugran	23.484	22	Umberto Laganella	41.042	29	Emilio Cipriani	27.473	23	21	Axel Gnos	1:31.963	1:32.194	22
24	2	Nico Göhler	23.509	97	Roman Stanek	41.092	12	Filipe Ugran	27.508	24	22	Umberto Laganella	1:32.057	1:32.313	24
25	28	Sebastian Freymuth	23.534	14	Nicola Marinangeli	41.110	22	Umberto Laganella	27.547	25	29	Emilio Cipriani	1:32.251	1:32.251	23
26	99	Erwin Zanotti	23.584	29	Emilio Cipriani	41.120	24	Laszlo Toth	27.639	26	28	Sebastian Freymuth	1:32.418	1:32.736	28
27	24	Laszlo Toth	23.628	28	Sebastian Freymuth	41.139	18	Emidio Pesce	27.657	27	24	Laszlo Toth	1:32.444	1:32.681	27
28	29	Emilio Cipriani	23.658	24	Laszlo Toth	41.177	28	Sebastian Freymuth	27.745	28	18	Emidio Pesce	1:32.551	1:32.551	26
29	18	Emidio Pesce	23.666	18	Emidio Pesce	41.228	14	Nicola Marinangeli	27.801	29	14	Nicola Marinangeli	1:32.578	1:33.154	31
30	14	Nicola Marinangeli	23.667	99	Erwin Zanotti	41.289	88	Amna Al Qubaisi	27.804	30	99	Erwin Zanotti	1:32.840	1:32.924	29
31	78	Hamda Al Qubaisi	23.687	88	Amna Al Qubaisi	41.327	99	Erwin Zanotti	27.967	31	88	Amna Al Qubaisi	1:32.906	1:32.933	30
32	88	Amna Al Qubaisi	23.775	78	Hamda Al Qubaisi	41.544	78	Hamda Al Qubaisi	28.894	32	78	Hamda Al Qubaisi	1:34.125	1:34.259	32



Red Bull Ring
F4 Italian Championship
Qualifying - 2
Best 5 Lap Times



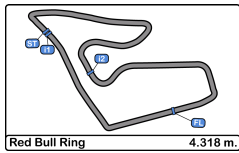
Cls	N°	Driver	Nat	Competitor	Nat	Rookie	Cls	Best 1		Best 2		Best 3		Best 4		Best 5	
								Time	Lap	Time	Lap	Time	Lap	Time	Lap	Time	Lap
1	4	Niklas Krütten	DEU	Van Amersfoort Racing	NDL			1:30.674	11	1:31.267	8	1:32.851	7	1:32.867	10	1:33.463	9
2	16	Giorgio Carrara	ARG	Jenzer Motorsport	CHE			1:30.723	10	1:30.781	9	1:31.123	8	1:31.689	7	1:34.253	6
3	33	Jesse Salmenautio	FIN	DRZ Benelli Srl	ITA			1:30.741	9	1:31.161	8	1:31.273	10	1:33.959	7	1:34.005	3
4	17	Jonny Edgar	GBR	Jenzer Motorsport	CHE	R	1	1:30.765	10	1:31.151	9	1:31.312	8	1:31.382	7	1:33.174	6
5	62	Dennis Hauger	NOR	Van Amersfoort Racing	NDL			1:30.865	10	1:31.152	8	1:31.949	4	1:32.906	9	1:33.194	7
6	11	Alessandro Famularo	VEN	Prema Powerteam	ITA			1:30.881	4	1:30.916	11	1:31.332	10	1:31.338	9	1:31.567	3
7	6	Ido Cohen	ISR	Van Amersfoort Racing	NDL			1:30.899	10	1:31.622	8	1:32.104	7	1:32.314	9	1:38.120	3
8	25	William Alatalo	FIN	BWT Mucke Motorsport	DEU			1:30.905	9	1:31.255	8	1:31.793	10	1:32.022	6	1:35.196	7
9	26	Joshua Dürksen	PRY	BWT Mucke Motorsport	DEU	R	2	1:30.917	3	1:31.133	8	1:31.568	7	1:32.254	10	1:33.341	6
10	57	Mikhael Belov	RUS	Bhaitech Srl	ITA			1:31.096	10	1:31.189	9	1:31.642	8	1:32.797	7	1:38.603	3
11	8	Lucas Allecco Roy	DEU	Van Amersfoort Racing	NDL			1:31.103	10	1:31.708	9	1:32.104	7	1:33.789	8	1:46.067	2
12	7	Paul Aron	EST	Prema Powerteam	ITA	R	3	1:31.107	11	1:31.149	10	1:31.211	8	1:31.779	4	1:32.915	3
13	20	Ivan Berets	RUS	DRZ Benelli Srl	ITA			1:31.192	10	1:31.839	3	1:32.029	7	1:32.567	9	1:33.709	2
14	23	Gregoire Saucy	CHE	R-ace GP	FRA			1:31.195	9	1:31.268	7	1:31.483	3	1:33.850	6	1:34.674	8
15	5	Gianluca Petecof	BRA	Prema Powerteam	ITA			1:31.399	7	1:31.464	8	1:34.227	6	1:38.489	3	1:50.511	2
16	10	Oliver Rasmussen	DNK	Prema Powerteam	ITA			1:31.468	9	1:32.079	7	1:32.558	8	1:34.095	6	1:38.276	10
17	31	Pietro Delli Guanti	ITA	BVM Racing	ITA	R	4	1:31.605	9	1:31.738	8	1:33.565	3	1:34.244	7	1:36.471	2
18	55	Roe Meyuhas	ISR	Cram Motorsport	ITA	R	5	1:31.609	9	1:32.151	8	1:32.620	7	1:32.737	3	1:33.836	6
19	2	Nico Göhler	DEU	BWT Mucke Motorsport	DEU	R	6	1:31.807	10	1:33.331	7	1:33.912	8	1:37.757	2	1:38.196	3
20	94	Daniel Vebster	SW	Cram Motorsport	ITA	R	7	1:31.832	3	1:32.286	9	1:32.956	7	1:33.730	6	1:34.268	2
21	97	Roman Stanek	CZE	US Racing	DEU	R	8	1:32.121	6	1:35.413	2	1:35.478	3	1:52.455	7	1:07:18.5	5
22	21	Axel Gnos	CHE	Jenzer Motorsport	CHE	R	9	1:32.194	10	1:32.600	9	1:32.735	8	1:35.354	7	1:37.772	3
23	29	Emilio Cipriani	VEN	Cram Motorsport	ITA			1:32.251	9	1:33.325	7	1:33.364	8	1:33.490	3	1:33.795	6
24	22	Umberto Laganella	ITA	Bhaitech Srl	ITA			1:32.313	9	1:32.460	11	1:32.505	8	1:33.483	7	1:34.439	10
25	12	Filipe Ugran	ROU	BVM Racing	ITA	R	10	1:32.353	3	1:32.490	9	1:33.159	6	1:34.473	8	1:37.042	7
26	18	Emidio Pesce	ITA	Jenzer Motorsport	CHE	R	11	1:32.551	9	1:33.412	8	1:37.110	6	1:37.184	3	1:38.283	2
27	24	Laszlo Toth	HUN	R-ace GP	FRA			1:32.681	10	1:32.793	9	1:33.376	3	1:33.493	8	1:35.903	2
28	28	Sebastian Freymuth	DEU	AS Motorsport	SVN	R	12	1:32.736	10	1:33.269	9	1:34.503	7	1:35.200	3	1:36.556	8
29	99	Erwin Zanotti	ITA	BWT Mucke Motorsport	DEU	R	13	1:32.924	10	1:33.156	9	1:33.881	8	1:37.872	7	1:38.075	2
30	88	Amna Al Qubaisi	UAE	Abu Dhabi Racing	UAE			1:32.933	10	1:33.214	3	1:33.354	9	1:33.596	8	1:34.142	7
31	14	Nicola Marinangeli	ITA	Bhaitech Srl	ITA	R	14	1:33.154	8	1:36.993	7	1:39.089	2	1:42.725	3	1:57.317	11
32	78	Hamda Al Qubaisi		Abu Dhabi Racing	UAE			1:34.259	3	1:36.746	2						



Red Bull Ring
F4 Italian Championship
Qualifying - 2
Best 5 Top Speeds



Cls	N°	Driver	Nat	Competitor	Nat	Rookie	Cls	Top 1		Top 2		Top 3		Top 4		Top 5		Avg
								Km/h	Lap	Km/h	Lap	Km/h	Lap	Km/h	Lap	Km/h	Lap	
1	26	Joshua Dürksen	PRY	BWT Mucke Motorsport	DEU	R	1	219.0	10	217.7	9	212.1	6	212.1	8	211.7	3	214.5
2	23	Gregoire Saucy	CHE	R-ace GP	FRA			218.1	4	215.5	3	214.7	7	214.2	8	213.8	9	215.3
3	62	Dennis Hauger	NOR	Van Amersfoort Racing	NDL			217.7	11	216.0	10	215.5	9	213.4	8	210.9	7	214.7
4	16	Giorgio Carrara	ARG	Jenzer Motorsport	CHE			216.8	10	214.2	6	212.5	9	211.3	4	211.3	8	213.2
5	6	Ido Cohen	ISR	Van Amersfoort Racing	NDL			216.4	9	215.5	10	215.1	11	214.2	8	210.9	7	214.4
6	7	Paul Aron	EST	Prema Powerteam	ITA	R	2	215.5	11	214.7	10	213.4	9	213.0	3	213.0	4	213.9
7	94	Daniel Vebster	SW	Cram Motorsport	ITA	R	3	215.5	8	214.7	4	213.8	3	213.8	9	212.5	7	214.1
8	17	Jonny Edgar	GBR	Jenzer Motorsport	CHE	R	4	215.1	10	214.2	4	214.2	9	211.7	7	211.3	8	213.3
9	22	Umberto Laganella	ITA	Bhaitech Srl	ITA			215.1	10	213.0	11	212.5	4	212.1	9	211.3	8	212.8
10	2	Nico Göhler	DEU	BWT Mucke Motorsport	DEU	R	5	214.7	8	213.4	7	212.5	4	211.3	10	207.6	2	211.9
11	4	Niklas Krütten	DEU	Van Amersfoort Racing	NDL			214.7	9	213.8	10	213.8	11	213.4	8	211.3	7	213.4
12	5	Gianluca Petecof	BRA	Prema Powerteam	ITA			214.7	7	212.5	9	212.5	10	212.1	4	212.1	8	212.8
13	25	William Alatalo	FIN	BWT Mucke Motorsport	DEU			214.7	7	212.1	10	211.7	9	211.3	3	211.3	8	212.2
14	33	Jesse Salmenautio	FIN	DRZ Benelli Srl	ITA			214.7	9	213.0	7	212.5	4	212.5	8	212.1	3	213.0
15	10	Oliver Rasmussen	DNK	Prema Powerteam	ITA			214.2	7	212.5	8	212.1	10	211.7	9	210.5	4	212.2
16	8	Lucas Allecco Roy	DEU	Van Amersfoort Racing	NDL			213.8	10	212.1	4	212.1	7	211.7	8	211.7	9	212.3
17	11	Alessandro Famularo	VEN	Prema Powerteam	ITA			213.8	4	213.0	3	213.0	8	212.5	9	212.1	10	212.9
18	21	Axel Gnos	CHE	Jenzer Motorsport	CHE	R	6	213.8	9	212.5	4	211.7	8	210.5	3	210.5	10	211.8
19	55	Roe Meyuhas	ISR	Cram Motorsport	ITA	R	7	213.8	9	211.3	3	211.3	7	211.3	8	210.1	6	211.6
20	57	Mikhael Belov	RUS	Bhaitech Srl	ITA			213.8	10	213.4	3	211.3	4	211.3	9	210.5	8	212.1
21	97	Roman Stanek	CZE	US Racing	DEU	R	8	213.8	3	213.4	4	211.7	7	211.3	6	199.6	2	210.0
22	31	Pietro Delli Guanti	ITA	BVM Racing	ITA	R	9	213.4	8	212.1	9	209.3	3	209.3	4	206.5	6	210.1
23	20	Ivan Berets	RUS	DRZ Benelli Srl	ITA			212.5	7	211.3	8	211.3	9	211.3	10	210.1	3	211.3
24	99	Erwin Zanotti	ITA	BWT Mucke Motorsport	DEU	R	10	212.5	4	212.5	10	212.1	9	211.3	8	208.0	7	211.3
25	12	Filipe Ugran	ROU	BVM Racing	ITA	R	11	211.7	10	210.9	8	210.5	9	210.1	3	210.1	4	210.6
26	18	Emidio Pesce	ITA	Jenzer Motorsport	CHE	R	12	211.7	3	209.3	9	208.4	7	208.0	8	200.3	6	207.6
27	78	Hamda Al Qubaisi		Abu Dhabi Racing	UAE			211.7	3	211.7	4	208.4	2	201.1	1			208.2
28	14	Nicola Marinangeli	ITA	Bhaitech Srl	ITA	R	13	211.3	4	211.3	8	210.5	10	210.1	9	209.7	7	210.6
29	28	Sebastian Freymuth	DEU	AS Motorsport	SVN	R	14	211.3	4	210.9	3	209.3	10	208.8	9	208.4	8	209.7
30	29	Emilio Cipriani	VEN	Cram Motorsport	ITA			210.1	7	210.1	9	209.3	8	208.0	4	208.0	6	209.1
31	24	Laszlo Toth	HUN	R-ace GP	FRA			209.3	2	209.3	8	209.3	10	208.8	3	208.8	4	209.1
32	88	Amna Al Qubaisi	UAE	Abu Dhabi Racing	UAE			209.3	3	209.3	9	209.3	10	208.8	7	208.4	2	209.0

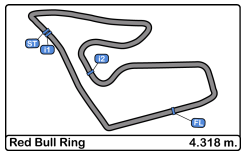


Red Bull Ring
F4 Italian Championship
Qualifying - 2
Fastest Laps Sequence



Lap	Time of Day	Session Time	Nº	Driver	Nat	Competitor	Nat	Rookie	Time	Km/h
2	11:51:27.623	11:51:27.623	7	Paul Aron	EST	Prema Powerteam	ITA	R	1:39.564	156.1
2	11:51:34.322	11:51:34.322	62	Dennis Hauger	NOR	Van Amersfoort Racing	NDL		1:38.967	157.0
2	11:51:34.543	11:51:34.543	2	Nico Göhler	DEU	BWT Mucke Motorsport	DEU	R	1:37.757	159.0
2	11:51:47.738	11:51:47.738	78	Hamda Al Qubaisi		Abu Dhabi Racing	UAE		1:36.746	160.6
2	11:51:51.825	11:51:51.825	24	Laszlo Toth	HUN	R-ace GP	FRA		1:35.903	162.0
2	11:52:00.621	11:52:00.621	20	Ivan Berets	RUS	DRZ Benelli Srl	ITA		1:33.709	165.8
3	11:53:00.538	11:53:00.538	7	Paul Aron	EST	Prema Powerteam	ITA	R	1:32.915	167.3
3	11:53:02.090	11:53:02.090	11	Alessandro Famularo	VEN	Prema Powerteam	ITA		1:31.567	169.7
3	11:54:19.614	11:54:19.614	23	Gregoire Saucy	CHE	R-ace GP	FRA		1:31.483	169.9
3	11:54:24.918	11:54:24.918	26	Joshua Dürksen	PRY	BWT Mucke Motorsport	DEU	R	1:30.917	170.9
4	11:54:32.971	11:54:32.971	11	Alessandro Famularo	VEN	Prema Powerteam	ITA		1:30.881	171.0
10	13:09:59.702	7:59.702	62	Dennis Hauger	NOR	Van Amersfoort Racing	NDL		1:30.865	171.0
9	13:10:14.540	8:14.540	16	Giorgio Carrara	ARG	Jenzer Motorsport	CHE		1:30.781	171.2
9	13:10:17.141	8:17.141	33	Jesse Salmenautio	FIN	DRZ Benelli Srl	ITA		1:30.741	171.3
11	13:11:33.894	9:33.894	4	Niklas Krütten	DEU	Van Amersfoort Racing	NDL		1:30.674	171.4

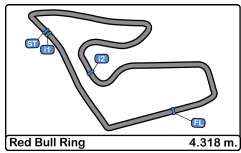




Red Bull Ring
F4 Italian Championship
Qualifying - 2
Event Best Maximum Speed



Nº	Driver	Nat	Competitor	Nat	Rookie	Km/h	Session
94	Daniel Vebster	SWE	Cram Motorsport	ITA	R	219.0	Free Practice - 2
26	Joshua Dürksen	PRY	BWT Mucke Motorsport	DEU	R	219.0	Qualifying - 2
23	Gregoire Saucy	CHE	R-ace GP	FRA		218.1	Qualifying - 2
62	Dennis Hauger	NOR	Van Amersfoort Racing	NDL		217.7	Qualifying - 2
22	Umberto Laganella	ITA	Bhaitech Srl	ITA		217.3	Free Practice - 2
10	Oliver Rasmussen	DNK	Prema Powerteam	ITA		216.8	Free Practice - 1
5	Gianluca Petecof	BRA	Prema Powerteam	ITA		216.8	Free Practice - 1
2	Nico Göhler	DEU	BWT Mucke Motorsport	DEU	R	216.8	Free Practice - 2
16	Giorgio Carrara	ARG	Jenzer Motorsport	CHE		216.8	Qualifying - 2
97	Roman Stanek	CZE	US Racing	DEU	R	216.4	Qualifying - 1
6	Ido Cohen	ISR	Van Amersfoort Racing	NDL		216.4	Qualifying - 2
25	William Alatalo	FIN	BWT Mucke Motorsport	DEU		216.0	Free Practice - 2
4	Niklas Krütten	DEU	Van Amersfoort Racing	NDL		216.0	Qualifying - 1
57	Mikhael Belov	RUS	Bhaitech Srl	ITA		215.5	Free Practice - 1
7	Paul Aron	EST	Prema Powerteam	ITA	R	215.5	Free Practice - 2
55	Roe Meyuhas	ISR	Cram Motorsport	ITA	R	215.5	Free Practice - 2
21	Axel Gnos	CHE	Jenzer Motorsport	CHE	R	215.5	Qualifying - 1
33	Jesse Salmenautio	FIN	DRZ Benelli Srl	ITA		215.1	Free Practice - 2
17	Jonny Edgar	GBR	Jenzer Motorsport	CHE	R	215.1	Qualifying - 2
20	Ivan Berets	RUS	DRZ Benelli Srl	ITA		214.7	Free Practice - 1
8	Lucas Allecco Roy	DEU	Van Amersfoort Racing	NDL		214.7	Free Practice - 1
11	Alessandro Famularo	VEN	Prema Powerteam	ITA		214.7	Free Practice - 2
99	Erwin Zanotti	ITA	BWT Mucke Motorsport	DEU	R	214.2	Free Practice - 2
88	Amna Al Qubaisi	UAE	Abu Dhabi Racing	UAE		214.2	Free Practice - 2
24	Laszlo Toth	HUN	R-ace GP	FRA		213.4	Free Practice - 1
29	Emilio Cipriani	VEN	Cram Motorsport	ITA		213.4	Free Practice - 1
31	Pietro Delli Guanti	ITA	BVM Racing	ITA	R	213.4	Qualifying - 1
12	Filipe Ugran	ROU	BVM Racing	ITA	R	213.0	Qualifying - 1
18	Emidio Pesce	ITA	Jenzer Motorsport	CHE	R	212.5	Free Practice - 2
28	Sebastian Freymuth	DEU	AS Motorsport	SVN	R	212.5	Free Practice - 2
78	Hamda Al Qubaisi		Abu Dhabi Racing	UAE		211.7	Qualifying - 2
14	Nicola Marinangeli	ITA	Bhaitech Srl	ITA	R	211.3	Qualifying - 2



Red Bull Ring
F4 Italian Championship
Qualifying - 2
Pit Stop Analysis



2 Nico Göhler R BWT Mucke Motorsport
 Tatuus F.4 T014 Abarth

Nr.	In Day Time	In Time	Out Time	Pit Time	T. Pit Time	Handicap	Penalty
1	11:58:54.416	11:58:54.416	13:02:39.823	1:03:45.407	1:03:45.407		

4 Niklas Krütten Van Amersfoort Racing
 Tatuus F.4 T014 Abarth

Nr.	In Day Time	In Time	Out Time	Pit Time	T. Pit Time	Handicap	Penalty
1	11:59:02.644	11:59:02.644	13:02:14.027	1:03:11.383	1:03:11.383		

5 Gianluca Petecof Prema Powerteam
 Tatuus F.4 T014 Abarth

Nr.	In Day Time	In Time	Out Time	Pit Time	T. Pit Time	Handicap	Penalty
1	11:56:15.379	11:56:15.379	13:02:06.390	1:05:51.011	1:05:51.011		

6 Ido Cohen Van Amersfoort Racing
 Tatuus F.4 T014 Abarth

Nr.	In Day Time	In Time	Out Time	Pit Time	T. Pit Time	Handicap	Penalty
1	11:59:04.919	11:59:04.919	13:02:13.170	1:03:08.251	1:03:08.251		

7 Paul Aron R Prema Powerteam
 Tatuus F.4 T014 Abarth

Nr.	In Day Time	In Time	Out Time	Pit Time	T. Pit Time	Handicap	Penalty
1	11:58:23.993	11:58:23.993	13:02:07.576	1:03:43.583	1:03:43.583		

8 Lucas Allecco Roy Van Amersfoort Racing
 Tatuus F.4 T014 Abarth

Nr.	In Day Time	In Time	Out Time	Pit Time	T. Pit Time	Handicap	Penalty
1	11:56:59.576	11:56:59.576	13:02:12.220	1:05:12.644	1:05:12.644		

10 Oliver Rasmussen Prema Powerteam
 Tatuus F.4 T014 Abarth

Nr.	In Day Time	In Time	Out Time	Pit Time	T. Pit Time	Handicap	Penalty
1	11:57:15.346	11:57:15.346	13:02:09.038	1:04:53.692	1:04:53.692		

11 Alessandro Famularo Prema Powerteam
 Tatuus F.4 T014 Abarth

Nr.	In Day Time	In Time	Out Time	Pit Time	T. Pit Time	Handicap	Penalty
1	11:58:25.528	11:58:25.528	13:02:09.613	1:03:44.085	1:03:44.085		

12 Filipe Ugran R BVM Racing
 Tatuus F.4 T014 Abarth

Nr.	In Day Time	In Time	Out Time	Pit Time	T. Pit Time	Handicap	Penalty
1	11:55:34.290	11:55:34.290	13:02:34.562	1:07:00.272	1:07:00.272		

14 Nicola Marinangeli R Bhaitech Srl
 Tatuus F.4 T014 Abarth

Nr.	In Day Time	In Time	Out Time	Pit Time	T. Pit Time	Handicap	Penalty
1	11:59:36.773	11:59:36.773	13:02:20.840	1:02:44.067	1:02:44.067		

16 Giorgio Carrara Jenzer Motorsport
 Tatuus F.4 T014 Abarth

Nr.	In Day Time	In Time	Out Time	Pit Time	T. Pit Time	Handicap	Penalty
1	11:57:19.150	11:57:19.150	13:02:23.089	1:05:03.939	1:05:03.939		

17 Jonny Edgar R Jenzer Motorsport
 Tatuus F.4 T014 Abarth

Nr.	In Day Time	In Time	Out Time	Pit Time	T. Pit Time	Handicap	Penalty
1	11:57:30.611	11:57:30.611	13:02:23.834	1:04:53.223	1:04:53.223		

18 Emidio Pesce R Jenzer Motorsport
 Tatuus F.4 T014 Abarth

Nr.	In Day Time	In Time	Out Time	Pit Time	T. Pit Time	Handicap	Penalty
1	11:55:20.486	11:55:20.486	13:02:25.047	1:07:04.561	1:07:04.561		

20 Ivan Berets DRZ Benelli Srl
 Tatuus F.4 T014 Abarth

Nr.	In Day Time	In Time	Out Time	Pit Time	T. Pit Time	Handicap	Penalty
1	11:55:06.265	11:55:06.265	13:02:26.828	1:07:20.563	1:07:20.563		

21 Axel Gnos R Jenzer Motorsport
 Tatuus F.4 T014 Abarth

Nr.	In Day Time	In Time	Out Time	Pit Time	T. Pit Time	Handicap	Penalty
1	11:59:29.515	11:59:29.515	13:02:25.835	1:02:56.320	1:02:56.320		

22 Umberto Laganella Bhaitech Srl
 Tatuus F.4 T014 Abarth

Nr.	In Day Time	In Time	Out Time	Pit Time	T. Pit Time	Handicap	Penalty
1	11:59:06.439	11:59:06.439	13:02:17.526	1:03:11.087	1:03:11.087		

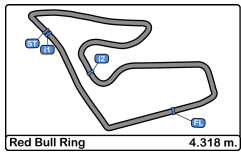
23 Gregoire Saucy R-ace GP
 Tatuus F.4 T014 Abarth

Nr.	In Day Time	In Time	Out Time	Pit Time	T. Pit Time	Handicap	Penalty
1	11:57:32.120	11:57:32.120	13:02:29.698	1:04:57.578	1:04:57.578		

24 Laszlo Toth R-ace GP
 Tatuus F.4 T014 Abarth

Nr.	In Day Time	In Time	Out Time	Pit Time	T. Pit Time	Handicap	Penalty
1	11:59:37.662	11:59:37.662	13:02:38.295	1:03:00.633	1:03:00.633		





Red Bull Ring
F4 Italian Championship
Qualifying - 2
Pit Stop Analysis



25 William Alatalo BWT Mucke Motorsport
 Tatuus F.4 T014 Abarth

Nr.	In Day Time	In Time	Out Time	Pit Time	T. Pit Time	Handicap	Penalty
1	11:58:13.892	11:58:13.892	13:02:15.201	1:04:01.309	1:04:01.309		

26 Joshua Dürksen R BWT Mucke Motorsport
 Tatuus F.4 T014 Abarth

Nr.	In Day Time	In Time	Out Time	Pit Time	T. Pit Time	Handicap	Penalty
1	11:57:45.578	11:57:45.578	13:02:16.300	1:04:30.722	1:04:30.722		

28 Sebastian Freymuth R AS Motorsport
 Tatuus F.4 T014 Abarth

Nr.	In Day Time	In Time	Out Time	Pit Time	T. Pit Time	Handicap	Penalty
1	11:59:35.352	11:59:35.352	13:02:35.895	1:03:00.543	1:03:00.543		

29 Emilio Cipriani Cram Motorsport
 Tatuus F.4 T014 Abarth

Nr.	In Day Time	In Time	Out Time	Pit Time	T. Pit Time	Handicap	Penalty
1	11:56:13.159	11:56:13.159	13:02:33.385	1:06:20.226	1:06:20.226		

31 Pietro Delli Guanti R BVM Racing
 Tatuus F.4 T014 Abarth

Nr.	In Day Time	In Time	Out Time	Pit Time	T. Pit Time	Handicap	Penalty
1	11:55:29.430	11:55:29.430	13:03:42.986	1:08:13.556	1:08:13.556		

33 Jesse Salmenautio DRZ Benelli Srl
 Tatuus F.4 T014 Abarth

Nr.	In Day Time	In Time	Out Time	Pit Time	T. Pit Time	Handicap	Penalty
1	11:57:12.009	11:57:12.009	13:02:28.245	1:05:16.236	1:05:16.236		

55 Rooe Meyuhas R Cram Motorsport
 Tatuus F.4 T014 Abarth

Nr.	In Day Time	In Time	Out Time	Pit Time	T. Pit Time	Handicap	Penalty
1	11:55:18.127	11:55:18.127	13:02:37.087	1:07:18.960	1:07:18.960		

57 Mikhael Belov Bhaitech Srl
 Tatuus F.4 T014 Abarth

Nr.	In Day Time	In Time	Out Time	Pit Time	T. Pit Time	Handicap	Penalty
1	11:59:26.260	11:59:26.260	13:02:20.045	1:02:53.785	1:02:53.785		

62 Dennis Hauger Van Amersfoort Racing
 Tatuus F.4 T014 Abarth

Nr.	In Day Time	In Time	Out Time	Pit Time	T. Pit Time	Handicap	Penalty
1	11:58:50.533	11:58:50.533	13:02:11.394	1:03:20.861	1:03:20.861		

88 Amna Al Qubaisi Abu Dhabi Racing
 Tatuus F.4 T014 Abarth

Nr.	In Day Time	In Time	Out Time	Pit Time	T. Pit Time	Handicap	Penalty
1	11:55:13.215	11:55:13.215	13:02:10.595	1:06:57.380	1:06:57.380		

94 Daniel Vebster R Cram Motorsport
 Tatuus F.4 T014 Abarth

Nr.	In Day Time	In Time	Out Time	Pit Time	T. Pit Time	Handicap	Penalty
1	11:55:16.615	11:55:16.615	13:02:32.193	1:07:15.578	1:07:15.578		

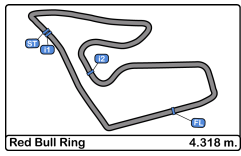
97 Roman Stanek R US Racing
 Tatuus F.4 T014 Abarth

Nr.	In Day Time	In Time	Out Time	Pit Time	T. Pit Time	Handicap	Penalty
1	11:57:41.945	11:57:41.945	13:03:35.087	1:05:53.142	1:05:53.142		

99 Erwin Zanotti R BWT Mucke Motorsport
 Tatuus F.4 T014 Abarth

Nr.	In Day Time	In Time	Out Time	Pit Time	T. Pit Time	Handicap	Penalty
1	11:59:18.369	11:59:18.369	13:02:42.827	1:03:24.458	1:03:24.458		

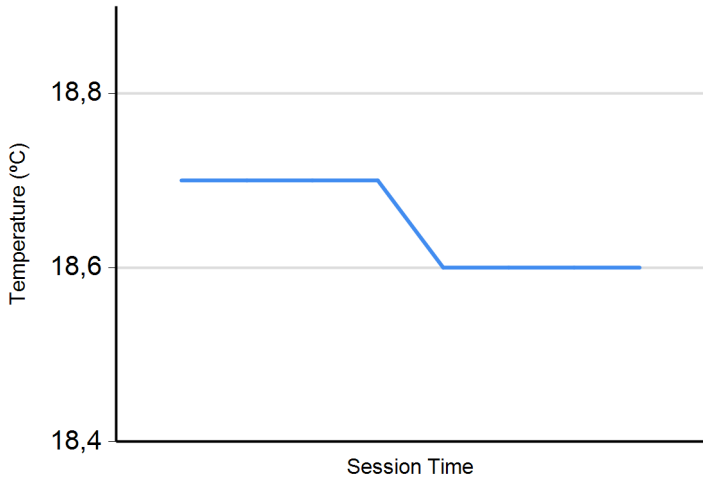




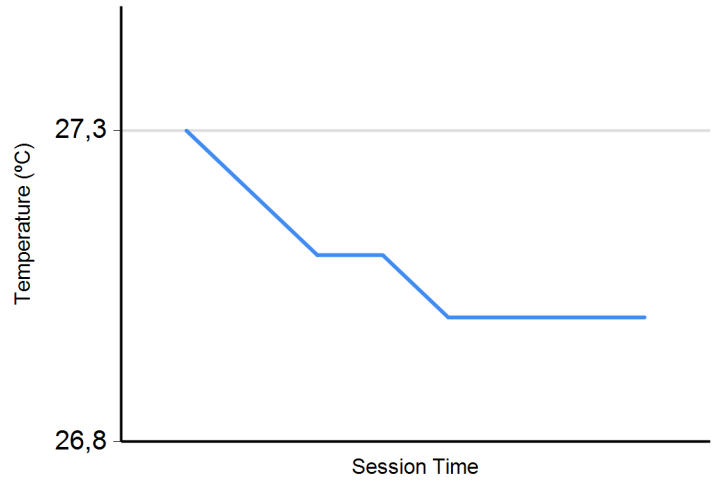
Red Bull Ring
F4 Italian Championship
Qualifying - 2
Weather Report



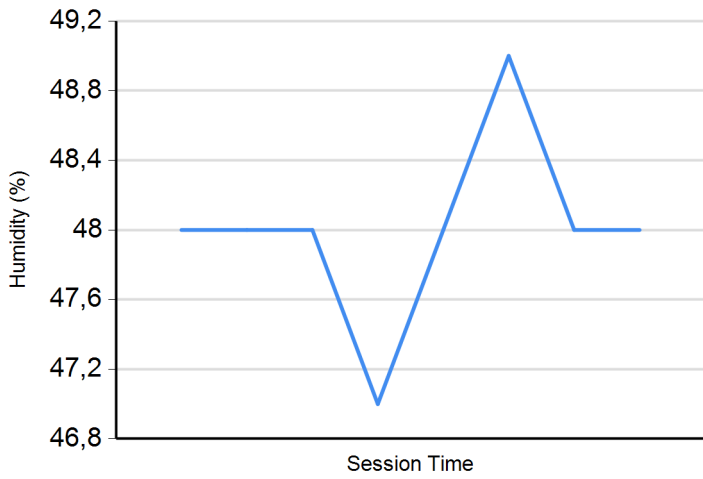
Air Temperature



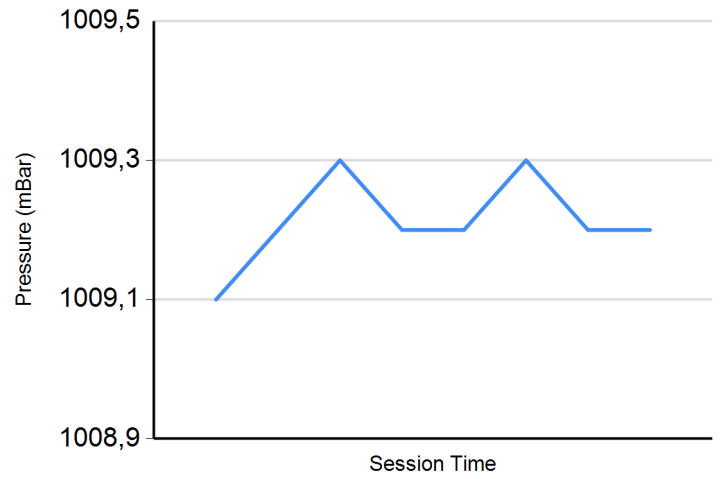
Track Temperature



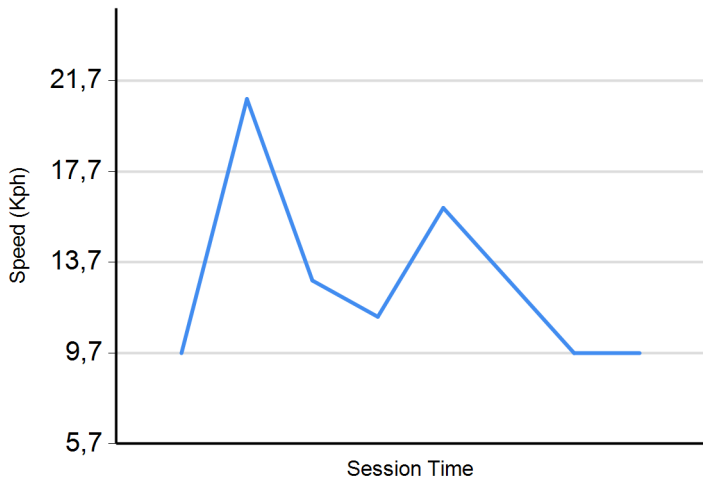
Humidity



Pressure

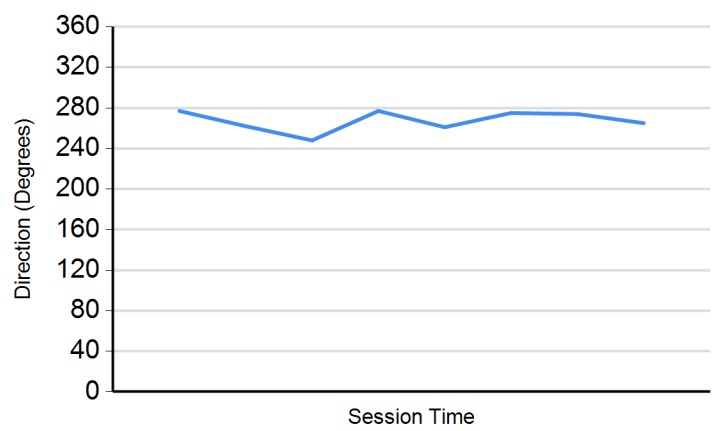


Wind Speed



Wind direction

North = 0°/360° Est = 90° South = 180° West = 270°





Red Bull Ring
F4 Italian Championship
Qualifying 1 - 2
Provisional 2 Fastest Lap Results

Cls	N°	Driver	Nat	Competitor	Nat	Rookie	Cls	Laps	Qualifying - 1	Qualifying - 2	Best	Gap	Interval	Km/h		
1	97	Roman Stanek	CZE	US Racing	DEU	R	1	16	1:30.674	8	1:35.413	6	1:30.674	171.4		
2	16	Giorgio Carrara	ARG	Jenzer Motorsport	CHE			21	1:31.407	7	1:30.781	10	1:30.781	0.107	0.107	171.2
3	7	Paul Aron	EST	Prema Powerteam	ITA	R	2	22	1:30.804	7	1:31.149	11	1:30.804	0.130	0.023	171.1
4	11	Alessandro Famularo	VEN	Prema Powerteam	ITA			22	1:31.083	8	1:30.916	4	1:30.916	0.242	0.112	170.9
5	62	Dennis Hauger	NOR	Van Amersfoort Racing	NDL			23	1:30.955	7	1:31.152	10	1:30.955	0.281	0.039	170.9
6	26	Joshua Dürksen	PRY	BWT Mucke Motorsport	DEU	R	3	22	1:31.037	7	1:31.133	3	1:31.037	0.363	0.082	170.7
7	25	William Alatalo	FIN	BWT Mucke Motorsport	DEU			22	1:31.068	9	1:31.255	9	1:31.068	0.394	0.031	170.6
8	5	Gianluca Petecof	BRA	Prema Powerteam	ITA			21	1:31.125	5	1:31.464	7	1:31.125	0.451	0.057	170.5
9	4	Niklas Krütten	DEU	Van Amersfoort Racing	NDL			23	1:31.151	7	1:31.267	11	1:31.151	0.477	0.026	170.5
10	17	Jonny Edgar	GBR	Jenzer Motorsport	CHE	R	4	21	1:31.317	6	1:31.151	10	1:31.151	0.477	0.000	170.5
11	33	Jesse Salmenautio	FIN	DRZ Benelli Srl	ITA			21	1:31.488	8	1:31.161	9	1:31.161	0.487	0.010	170.5
12	57	Mikhael Belov	RUS	Bhaitech Srl	ITA			21	1:31.487	6	1:31.189	10	1:31.189	0.515	0.028	170.4
13	23	Gregoire Saucy	CHE	R-ace GP	FRA			19	1:31.315	5	1:31.268	9	1:31.268	0.594	0.079	170.3
14	10	Oliver Rasmussen	DNK	Prema Powerteam	ITA			20	1:31.340	9	1:32.079	9	1:31.340	0.666	0.072	170.1
15	20	Ivan Berets	RUS	DRZ Benelli Srl	ITA			21	1:31.558	8	1:31.839	10	1:31.558	0.884	0.218	169.7
16	6	Ido Cohen	ISR	Van Amersfoort Racing	NDL			22	1:31.801	6	1:31.622	10	1:31.622	0.948	0.064	169.6
17	31	Pietro Delli Guanti	ITA	BVM Racing	ITA	R	5	19	1:31.649	7	1:31.738	9	1:31.649	0.975	0.027	169.6
18	8	Lucas Allecco Roy	DEU	Van Amersfoort Racing	NDL			21	1:31.730	9	1:31.708	10	1:31.708	1.034	0.059	169.5
19	55	Roe Meyuhas	ISR	Cram Motorsport	ITA	R	6	21	1:31.722	9	1:32.151	9	1:31.722	1.048	0.014	169.4
20	2	Nico Göhler	DEU	BWT Mucke Motorsport	DEU	R	7	22	1:31.734	9	1:33.331	10	1:31.734	1.060	0.012	169.4
21	21	Axel Gnos	CHE	Jenzer Motorsport	CHE	R	8	21	1:32.044	9	1:32.600	10	1:32.044	1.370	0.310	168.8
22	94	Daniel Vebster	SW	Cram Motorsport	ITA	R	9	19	1:32.057	8	1:32.286	3	1:32.057	1.383	0.013	168.8
23	22	Umberto Laganella	ITA	Bhaitech Srl	ITA			21	1:32.069	6	1:32.460	9	1:32.069	1.395	0.012	168.8
24	88	Amna Al Qubaisi	UAE	Abu Dhabi Racing	UAE			22	1:32.450	8	1:33.214	10	1:32.450	1.776	0.381	168.1
25	24	Laszlo Toth	HUN	R-ace GP	FRA			22	1:32.474	6	1:32.793	10	1:32.474	1.800	0.024	168.0
26	12	Filipe Ugran	ROU	BVM Racing	ITA	R	10	21	1:32.694	6	1:32.490	3	1:32.490	1.816	0.016	168.0
27	78	Hamda Al Qubaisi		Abu Dhabi Racing	UAE			13	1:32.586	7	1:36.746	3	1:32.586	1.912	0.096	167.8
28	14	Nicola Marinangeli	ITA	Bhaitech Srl	ITA	R	11	22	1:32.603	6	1:36.993	8	1:32.603	1.929	0.017	167.8
29	29	Emilio Cipriani	VEN	Cram Motorsport	ITA			19	1:32.916	6	1:33.325	9	1:32.916	2.242	0.313	167.2
30	99	Erwin Zanotti	ITA	BWT Mucke Motorsport	DEU	R	12	21	1:32.975	5	1:33.156	10	1:32.975	2.301	0.059	167.1
31	28	Sebastian Freymuth	DEU	AS Motorsport	SVN	R	13	22	1:33.030	9	1:33.269	10	1:33.030	2.356	0.055	167.0
32	18	Emidio Pesce	ITA	Jenzer Motorsport	CHE	R	14	20	1:33.704	6	1:33.412	9	1:33.412	2.738	0.382	166.4

Published at:.....

Stewards:	Race Director:	Timekeeper: 
------------------	-----------------------	---

