

Red Bull Ring
Formula Regional European Char
Race - 1




Provisional Results

Cls	N°	Driver	Nat	Competitor	Nat		Cls	Laps	Total Time	Gap	Interval	Km/h	Best	Time	Km/h
1	2	Frederik Vesti	DNK	Prema Powerteam	ITA	R	1	21	32:04.532			169.6	10	1:26.523	179.6
2	17	Igor Fraga	BRA	DR Formula	PRT			21	32:06.682	2.150	2.150	169.4	3	1:27.110	178.4
3	27	David Schumacher	DEU	US Racing	DEU	R	2	21	32:07.843	3.311	1.161	169.3	10	1:26.950	178.7
4	74	Enzo Fittipaldi	BRA	Prema Powerteam	ITA	R	3	21	32:08.237	3.705	0.394	169.2	6	1:26.862	178.9
5	41	Raul Guzman	MEX	DR Formula	PRT	R	4	21	32:08.548	4.016	0.311	169.2	10	1:26.989	178.6
6	99	Sophia Flörsch	DEU	Van Amersfoort Racing	NDL			21	32:09.381	4.849	0.833	169.1	6	1:27.153	178.3
7	64	Olli Caldwell	GBR	Prema Powerteam	ITA	R	5	21	32:09.647	5.115	0.266	169.1	10	1:27.408	177.8
8	15	Matteo Nannini	ITA	Corbetta C. alias Sc. DF	ITA	R	6	21	32:10.273	5.741	0.626	169.1	9	1:27.438	177.7
9	95	Tom Beckhäuser	CZE	Technorace Srl	ITA	R	7	21	32:10.603	6.071	0.330	169.0	7	1:27.435	177.7
10	46	Isac Blomqvist	SW	Kic Motorsport	FIN	R	8	21	32:11.631	7.099	1.028	168.9	10	1:27.353	177.9
11	28	Marcos Siebert	ARG	US Racing	DEU			21	32:12.422	7.890	0.791	168.9	7	1:26.965	178.7
12	10	Konsta Lappalainen	FIN	Kic Motorsport	FIN	R	9	21	32:17.633	13.101	5.211	168.4	17	1:27.627	177.3
13	7	Sharon Scolari	CHE	Scorace Team	CHE			21	32:45.756	41.224	28.123	166.0	18	1:31.062	170.7
Not classified: (Requirements: 70% of number laps of leader = 15 Laps)															
	25	Alexandre Bardinon	FRA	Van Amersfoort Racing	FRA	R	10	9	13:28.507	12 Laps	12 Laps	173.0	5	1:27.846	176.9

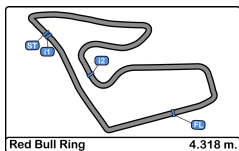
Fastest lap Frederik Vesti in 1:26.523 at 179.7 Km/h in lap 10

Published at:.....

Track Temp: **26.4 °C** Air Temp: **18.8 °C** Humidity: **48 %** Track Status: **WET**

Stewards:	Race Director:	Timekeeper: 
------------------	-----------------------	---





Red Bull Ring
Formula Regional European Char
Race - 1




Provisional Results by Class

Clas	Nº	Driver	Nat	Competitor	Nat	Clas	Laps	Total Time	Gap	Interval	Km/h	Best	Time	Km/h
1	17	Igor Fraga	BRA	DR Formula			21	32:06.682			169.4	3	1:27.110	178.4
2	99	Sophia Flörsch	DEU	Van Amersfoort Racing			21	32:09.381	4.849	2.699	169.1	6	1:27.153	178.3
3	28	Marcos Siebert	ARG	US Racing			21	32:12.422	7.890	3.041	168.9	7	1:26.965	178.7
4	7	Sharon Scolari	CHE	Scorace Team			21	32:45.756	41.224	33.334	166.0	18	1:31.062	170.7
Rookie														
1	2	Frederik Vesti	DNK	Prema Powerteam	R	1	21	32:04.532			169.6	10	1:26.523	179.6
2	27	David Schumacher	DEU	US Racing	R	2	21	32:07.843	3.311	3.311	169.3	10	1:26.950	178.7
3	74	Enzo Fittipaldi	BRA	Prema Powerteam	R	3	21	32:08.237	3.705	0.394	169.2	6	1:26.862	178.9
4	41	Raul Guzman	MEX	DR Formula	R	4	21	32:08.548	4.016	0.311	169.2	10	1:26.989	178.6
5	64	Olli Caldwell	GBR	Prema Powerteam	R	5	21	32:09.647	5.115	1.099	169.1	10	1:27.408	177.8
6	15	Matteo Nannini	ITA	Corbetta C. alias Sc. DF	R	6	21	32:10.273	5.741	0.626	169.1	9	1:27.438	177.7
7	95	Tom Beckhäuser	CZE	Technorace Srl	R	7	21	32:10.603	6.071	0.330	169.0	7	1:27.435	177.7
8	46	Isac Blomqvist	SW	Kic Motorsport	R	8	21	32:11.631	7.099	1.028	168.9	10	1:27.353	177.9
9	10	Konsta Lappalainen	FIN	Kic Motorsport	R	9	21	32:17.633	13.101	6.002	168.4	17	1:27.627	177.3
Not classified: (Requirements: 70% of number laps of leader = 15 Laps)														
	25	Alexandre Bardinon	FRA	Van Amersfoort Racing	R	10	9	13:28.507	12 Laps	12 Laps	173.0	5	1:27.846	176.9

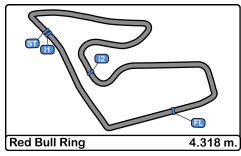
Fastest lap Frederik Vesti in 1:26.523 at 179.7 Km/h in lap 10

Published at:.....

Track Temp: **26.4 °C** Air Temp: **18.8 °C** Humidity: **48 %** Track Status: **WET**

Stewards:	Race Director:	Timekeeper: 
------------------	-----------------------	---





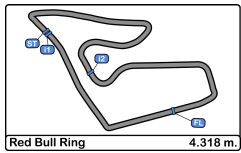
Red Bull Ring
Formula Regional European Char
Race - 1



Provisional Classification by Driver Fastest Lap

Cls	Nº	Driver	Nat	Competitor	Nat		Cls	Laps	Best	Time	Gap	Interval	Km/h
1	2	Frederik Vesti	DNK	Prema Powerteam	ITA	R	1	21	10	1:26.523			179.6
2	74	Enzo Fittipaldi	BRA	Prema Powerteam	ITA	R	2	21	6	1:26.862	0.339	0.339	178.9
3	27	David Schumacher	DEU	US Racing	DEU	R	3	21	10	1:26.950	0.427	0.088	178.7
4	28	Marcos Siebert	ARG	US Racing	DEU			21	7	1:26.965	0.442	0.015	178.7
5	41	Raul Guzman	MEX	DR Formula	PRT	R	4	21	10	1:26.989	0.466	0.024	178.6
6	17	Igor Fraga	BRA	DR Formula	PRT			21	3	1:27.110	0.587	0.121	178.4
7	99	Sophia Flörsch	DEU	Van Amersfoort Racing	NDL			21	6	1:27.153	0.630	0.043	178.3
8	46	Isac Blomqvist	SWE	Kic Motorsport	FIN	R	5	21	10	1:27.353	0.830	0.200	177.9
9	64	Olli Caldwell	GBR	Prema Powerteam	ITA	R	6	21	10	1:27.408	0.885	0.055	177.8
10	95	Tom Beckhäuser	CZE	Technorace Srl	ITA	R	7	21	7	1:27.435	0.912	0.027	177.7
11	15	Matteo Nannini	ITA	Corbetta C. alias Sc. DF	ITA	R	8	21	9	1:27.438	0.915	0.003	177.7
12	10	Konsta Lappalainen	FIN	Kic Motorsport	FIN	R	9	21	17	1:27.627	1.104	0.189	177.3
13	25	Alexandre Bardion	FRA	Van Amersfoort Racing	FRA	R	10	9	5	1:27.846	1.323	0.219	176.9
14	7	Sharon Scolari	CHE	Scorace Team	CHE			21	18	1:31.062	4.539	3.216	170.7



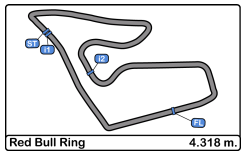


Red Bull Ring
Formula Regional European Char
Race - 1



Distance and Speed Average

Cls	Nº	Driver	Nat	Competitor	Nat		Cls	Laps	Distance	Total Time	Km/h
1	2	Frederik Vesti	DNK	Prema Powerteam	ITA	R	1	21	90.67	32:04.532	169.6
2	17	Igor Fraga	BRA	DR Formula	PRT			21	90.67	32:06.682	169.4
3	27	David Schumacher	DEU	US Racing	DEU	R	2	21	90.67	32:07.843	169.3
4	74	Enzo Fittipaldi	BRA	Prema Powerteam	ITA	R	3	21	90.67	32:08.237	169.2
5	41	Raul Guzman	MEX	DR Formula	PRT	R	4	21	90.67	32:08.548	169.2
6	99	Sophia Flörsch	DEU	Van Amersfoort Racing	NDL			21	90.67	32:09.381	169.1
7	64	Olli Caldwell	GBR	Prema Powerteam	ITA	R	5	21	90.67	32:09.647	169.1
8	15	Matteo Nannini	ITA	Corbetta C. alias Sc. DF	ITA	R	6	21	90.67	32:10.273	169.1
9	95	Tom Beckhäuser	CZE	Technorace Srl	ITA	R	7	21	90.67	32:10.603	169.0
10	46	Isac Blomqvist	SWE	Kic Motorsport	FIN	R	8	21	90.67	32:11.631	168.9
11	28	Marcos Siebert	ARG	US Racing	DEU			21	90.67	32:12.422	168.9
12	10	Konsta Lappalainen	FIN	Kic Motorsport	FIN	R	9	21	90.67	32:17.633	168.4
13	7	Sharon Scolari	CHE	Scorace Team	CHE			21	90.67	32:45.756	166.0
Not classified: (Requirements: 70% of number laps of leader = 15 Laps)											
	25	Alexandre Bardinon	FRA	Van Amersfoort Racing	FRA	R	10	9	38.86	13:28.507	173.0



Red Bull Ring
Formula Regional European Char
Race - 1
Lap Analysis



2

Frederik Vesti

F3 Tatuus 318 A.R. **10**

Konsta Lappalainen

F3 Tatuus 318 A.R.

R

Prema Powerteam

R

Kic Motorsport

Lap	D	Time	Sector 1	Sector 2	Sector 3	T. Spd	Elapsed	Lap	D	Time	Sector 1	Sector 2	Sector 3	T. Spd	Elapsed
1		1:32.999	25.818	40.908	26.273	221.3	1:32.999	1		1:35.615	27.521	40.726	27.368	225.9	1:35.615
2		1:28.270	22.217	39.851	26.202	228.8	3:01.269	2		1:29.760	23.207	39.849	26.704	224.5	3:05.375
3		1:27.174	22.097	39.030	26.047	228.3	4:28.443	3		1:28.912	22.269	39.960	26.683	227.3	4:34.287
4		1:26.970	21.968	39.043	25.959	229.2	5:55.413	4		1:28.913	22.288	39.902	26.723	227.8	6:03.200
5		1:27.208	21.957	39.266	25.985	228.8	7:22.621	5		1:28.142	22.308	39.193	26.641	227.8	7:31.342
6		1:26.764	22.042	38.862	25.860	227.3	8:49.385	6		1:28.670	22.370	39.735	26.565	224.0	9:00.012
7		1:26.714	22.027	38.866	25.821	226.8	10:16.099	7		1:28.288	22.242	39.470	26.576	227.8	10:28.300
8		1:26.724	22.116	38.846	25.762	225.4	11:42.823	8		1:28.478	22.409	39.476	26.593	225.0	11:56.778
9		1:26.658	22.025	38.814	25.819	227.3	13:09.481	9		1:28.207	22.405	39.314	26.488	226.4	13:24.985
10		1:26.523	22.014	38.593	25.916	228.3	14:36.004	10		1:28.378	22.453	39.385	26.540	223.6	14:53.363
11		1:48.793	21.949	44.540	42.304	230.7	16:24.797	11		1:40.247	23.879	45.273	31.095	155.6	16:33.610
12		2:30.265	32.629	1:02.347	55.289	141.1	18:55.062	12		2:25.276	31.653	1:00.053	53.570	166.6	18:58.886
13		1:27.950	22.304	39.485	26.161	229.7	20:23.012	13		1:29.045	22.667	39.479	26.899	220.8	20:27.931
14		1:27.415	22.296	39.026	26.093	224.0	21:50.427	14		1:34.139	22.402	44.504	27.233	228.3	22:02.070
15		1:27.173	22.176	38.902	26.095	225.0	23:17.600	15		1:28.524	22.508	39.411	26.605	225.4	23:30.594
16		1:27.177	22.068	38.897	26.212	225.0	24:44.777	16		1:28.122	22.392	39.212	26.518	225.9	24:58.716
17		1:27.245	22.166	38.925	26.154	224.0	26:12.022	17		1:27.627	22.247	39.026	26.354	226.8	26:26.343
18		1:27.469	22.130	39.004	26.335	225.0	27:39.491	18		1:27.716	22.288	39.080	26.348	225.9	27:54.059
19		1:27.946	22.345	39.172	26.429	223.1	29:07.437	19		1:27.643	22.334	39.071	26.238	225.9	29:21.702
20		1:28.700	22.970	39.245	26.485	222.2	30:36.137	20		1:27.892	22.420	38.991	26.481	225.0	30:49.594
21		1:28.395	22.493	39.315	26.587	222.6	32:04.532	21		1:28.039	22.384	39.118	26.537	223.6	32:17.633

7

Sharon Scolari

F3 Tatuus 318 A.R. **15**

Matteo Nannini

F3 Tatuus 318 A.R.

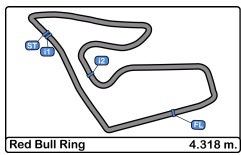
Scorace Team

R

Corbetta C. alias Sc. DF

Lap	D	Time	Sector 1	Sector 2	Sector 3	T. Spd	Elapsed	Lap	D	Time	Sector 1	Sector 2	Sector 3	T. Spd	Elapsed
1		1:39.767	29.454	41.900	28.413	227.3	1:39.767	1		1:35.769	26.633	41.844	27.292	223.1	1:35.769
2		1:32.133	22.957	40.604	28.572	225.4	3:11.900	2		1:28.426	22.746	39.112	26.568	225.9	3:04.195
3		1:31.627	22.839	40.442	28.346	225.4	4:43.527	3		1:28.249	22.260	39.514	26.475	225.9	4:32.444
4		1:31.414	22.698	40.366	28.350	225.0	6:14.941	4		1:28.176	22.230	39.489	26.457	225.4	6:00.620
5		1:31.708	22.865	40.335	28.508	223.1	7:46.649	5		1:27.455	22.170	38.896	26.389	228.3	7:28.075
6		1:31.830	22.945	40.629	28.256	223.1	9:18.479	6		1:27.583	22.036	39.194	26.353	229.7	8:55.658
7		1:31.142	22.865	40.158	28.119	222.2	10:49.621	7		1:27.694	22.156	39.117	26.421	229.2	10:23.352
8		1:31.414	22.870	40.353	28.191	222.6	12:21.035	8		1:27.744	22.124	39.208	26.412	227.3	11:51.096
9		1:31.390	22.914	40.412	28.064	224.0	13:52.425	9		1:27.438	22.128	38.995	26.315	228.3	13:18.534
10		1:31.927	22.998	40.439	28.490	225.0	15:24.352	10		1:27.469	22.160	39.000	26.309	228.8	14:46.003
11		1:33.299	23.144	41.100	29.055	223.1	16:57.651	11		1:44.613	22.365	43.406	38.842	193.5	16:30.616
12		2:02.407	22.938	45.360	54.109	222.2	19:00.058	12		2:26.892	31.006	1:01.339	54.547	141.9	18:57.508
13		1:31.792	23.155	40.588	28.049	224.5	20:31.850	13		1:29.252	22.719	39.692	26.841	220.8	20:26.760
14		1:32.330	22.822	41.104	28.404	225.0	22:04.180	14		1:28.545	22.296	39.694	26.555	229.2	21:55.305
15		1:31.854	22.962	40.435	28.457	224.5	23:36.034	15		1:28.031	22.256	39.349	26.426	229.7	23:23.336
16		1:31.708	23.256	40.283	28.169	223.1	25:07.742	16		1:28.050	22.152	39.432	26.466	229.2	24:51.386
17		1:31.257	22.759	40.189	28.309	223.6	26:38.999	17		1:27.704	22.047	39.216	26.441	229.7	26:19.090
18		1:31.062	22.782	39.988	28.292	224.0	28:10.061	18		1:27.906	22.100	39.368	26.438	230.7	27:46.996
19		1:31.391	22.832	40.408	28.151	222.6	29:41.452	19		1:27.698	22.173	39.054	26.471	229.2	29:14.694
20		1:31.875	22.925	40.626	28.324	221.3	31:13.327	20		1:27.580	22.143	38.953	26.484	227.3	30:42.274
21		1:32.429	23.258	40.790	28.381	219.9	32:45.756	21		1:27.999	22.245	39.244	26.510	224.5	32:10.273





Red Bull Ring
Formula Regional European Char
Race - 1
Lap Analysis



17

Igor Fraga

F3 Tatuus 318 A.R. 27

David Schumacher

F3 Tatuus 318 A.R.

DR Formula

R

US Racing

Lap	D	Time	Sector 1	Sector 2	Sector 3	T. Spd	Elapsed	Lap	D	Time	Sector 1	Sector 2	Sector 3	T. Spd	Elapsed
1		1:32.774	26.057	40.306	26.411	229.7	1:32.774	1		1:33.751	25.931	41.061	26.759	218.6	1:33.751
2		1:27.976	22.454	39.341	26.181	225.0	3:00.750	2		1:28.362	22.365	39.468	26.529	226.4	3:02.113
3		1:27.110	22.135	38.778	26.197	228.3	4:27.860	3		1:27.815	22.153	39.363	26.299	228.8	4:29.928
4		1:27.251	22.116	39.032	26.103	227.8	5:55.111	4		1:27.762	22.181	39.120	26.461	227.8	5:57.690
5		1:28.210	22.085	39.775	26.350	226.4	7:23.321	5		1:27.521	22.248	39.067	26.206	227.3	7:25.211
6		1:27.375	22.063	39.087	26.225	227.3	8:50.696	6		1:27.418	22.178	38.982	26.258	226.8	8:52.629
7		1:27.215	22.091	39.017	26.107	226.4	10:17.911	7		1:27.409	22.268	38.996	26.145	225.4	10:20.038
8		1:27.194	22.179	38.914	26.101	224.5	11:45.105	8		1:27.029	22.111	38.858	26.060	226.4	11:47.067
9		1:27.391	22.250	38.913	26.228	226.8	13:12.496	9		1:27.167	22.114	38.909	26.144	227.8	13:14.234
10		1:27.241	22.208	38.966	26.067	228.3	14:39.737	10		1:26.950	22.164	38.807	25.979	229.2	14:41.184
11		1:46.413	22.155	42.027	42.231	226.4	16:26.150	11		1:45.736	22.058	43.765	39.913	228.8	16:26.920
12		2:29.318	32.133	1:02.135	55.050	146.7	18:55.468	12		2:29.038	31.989	1:01.959	55.090	138.4	18:55.958
13		1:28.481	22.377	39.479	26.625	226.4	20:23.949	13		1:29.029	22.428	40.083	26.518	228.3	20:24.987
14		1:27.624	22.238	39.067	26.319	226.4	21:51.573	14		1:28.254	22.278	39.644	26.332	225.4	21:53.241
15		1:27.636	22.228	39.094	26.314	226.8	23:19.209	15		1:27.540	22.044	39.202	26.294	230.7	23:20.781
16		1:27.451	22.147	39.041	26.263	226.4	24:46.660	16		1:27.339	22.068	39.110	26.161	228.8	24:48.120
17		1:27.968	22.235	39.437	26.296	224.0	26:14.628	17		1:27.686	22.006	39.547	26.133	231.2	26:15.806
18		1:27.763	22.204	39.312	26.247	225.4	27:42.391	18		1:27.869	21.994	39.631	26.244	231.7	27:43.675
19		1:27.905	22.373	39.301	26.231	224.5	29:10.296	19		1:27.465	22.016	39.196	26.253	229.2	29:11.140
20		1:28.201	22.323	39.489	26.389	225.0	30:38.497	20		1:27.528	22.067	39.297	26.164	230.2	30:38.668
21		1:28.185	22.657	39.011	26.517	224.5	32:06.682	21		1:29.175	22.891	39.799	26.485	222.6	32:07.843

25

Alexandre Bardion

F3 Tatuus 318 A.R. 28

Marcos Siebert

F3 Tatuus 318 A.R.

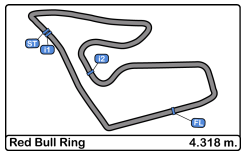
R

Van Amersfoort Racing

US Racing

Lap	D	Time	Sector 1	Sector 2	Sector 3	T. Spd	Elapsed	Lap	D	Time	Sector 1	Sector 2	Sector 3	T. Spd	Elapsed
1		1:37.249	28.592	41.248	27.409	227.8	1:37.249	1		1:34.151	27.018	40.205	26.928	225.4	1:34.151
2		1:29.580	22.279	40.256	27.045	228.3	3:06.829	2		1:28.455	22.226	39.778	26.451	228.8	3:02.606
3		1:29.209	22.348	39.967	26.894	232.7	4:36.038	3		1:27.801	22.182	39.194	26.425	228.3	4:30.407
4		1:28.528	22.210	39.596	26.722	231.2	6:04.566	4		1:27.721	22.054	39.298	26.369	229.7	5:58.128
5		1:27.846	22.273	39.213	26.360	229.7	7:32.412	5		1:28.397	22.104	40.082	26.211	228.8	7:26.525
6		1:28.052	22.164	39.378	26.510	229.2	9:00.464	6		1:27.403	22.091	39.131	26.181	226.4	8:53.928
7		1:28.647	22.395	39.461	26.791	229.7	10:29.111	7		1:26.965	22.102	38.980	25.883	225.9	10:20.893
8		1:29.423	22.419	39.393	27.611	229.2	11:58.534	8		1:27.404	22.191	39.193	26.020	225.9	11:48.297
9		1:29.973	22.661	39.934	27.378	227.8	13:28.507	9		1:27.134	22.093	39.068	25.973	227.3	13:15.431
10			22.712	39.304		227.3		10		1:27.046	22.151	38.962	25.933	228.3	14:42.477
								11		1:45.712	22.114	43.611	39.987	226.8	16:28.189
								12		2:28.124	31.225	1:01.906	54.993	137.2	18:56.313
								13		1:28.461	22.357	39.559	26.545	228.8	20:24.774
								14		1:27.831	22.404	39.377	26.050	225.4	21:52.605
								15		1:27.380	22.173	39.186	26.021	227.8	23:19.985
								16		1:27.680	22.076	39.250	26.354	229.7	24:47.665
								17		1:27.723	22.143	39.508	26.072	226.4	26:15.388
								18		1:27.946	22.096	39.571	26.279	228.8	27:43.334
								19		1:28.148	22.362	39.580	26.206	221.7	29:11.482
								20		1:27.630	22.141	39.286	26.203	227.8	30:39.112
								21		1:33.310	22.503	43.984	26.823	225.0	32:12.422





Red Bull Ring
Formula Regional European Char
Race - 1
Lap Analysis



41

Raul Guzman

F3 Tatuus 318 A.R. **64**

Olli Caldwell

F3 Tatuus 318 A.R.

R

DR Formula

R

Prema Powerteam

Lap	D	Time	Sector 1	Sector 2	Sector 3	T. Spd	Elapsed	Lap	D	Time	Sector 1	Sector 2	Sector 3	T. Spd	Elapsed
1		1:34.621	27.096	40.663	26.862	228.8	1:34.621	1		1:35.037	27.579	40.434	27.024	223.1	1:35.037
2		1:28.491	22.384	39.499	26.608	229.2	3:03.112	2		1:28.636	22.262	39.713	26.661	227.8	3:03.673
3		1:27.798	22.171	39.243	26.384	229.7	4:30.910	3		1:27.900	22.248	39.284	26.368	227.8	4:31.573
4		1:27.624	22.086	39.242	26.296	227.8	5:58.534	4		1:27.812	22.159	39.300	26.353	226.4	5:59.385
5		1:28.568	21.925	40.026	26.617	233.2	7:27.102	5		1:28.142	22.181	39.367	26.594	225.4	7:27.527
6		1:27.547	22.176	39.103	26.268	227.8	8:54.649	6		1:27.619	22.143	39.226	26.250	227.3	8:55.146
7		1:27.262	22.092	39.060	26.110	225.9	10:21.911	7		1:27.584	22.161	39.175	26.248	226.4	10:22.730
8		1:27.268	22.108	39.076	26.084	226.4	11:49.179	8		1:27.681	22.185	39.179	26.317	225.0	11:50.411
9		1:27.134	22.027	38.964	26.143	228.3	13:16.313	9		1:27.426	22.281	39.062	26.083	225.4	13:17.837
10		1:26.989	22.098	38.976	25.915	229.7	14:43.302	10		1:27.408	22.260	39.084	26.064	225.4	14:45.245
11		1:45.727	21.948	43.694	40.085	230.7	16:29.029	11		1:44.610	22.177	43.998	38.435	225.9	16:29.855
12		2:27.592	31.135	1:01.521	54.936	148.9	18:56.621	12		2:27.021	30.798	1:01.456	54.767	142.2	18:56.876
13		1:28.763	22.387	39.746	26.630	227.8	20:25.384	13		1:28.983	22.559	39.581	26.843	225.0	20:25.859
14		1:28.226	22.184	39.625	26.417	229.7	21:53.610	14		1:29.063	22.422	40.082	26.559	225.9	21:54.922
15		1:27.800	22.070	39.257	26.473	229.7	23:21.410	15		1:27.975	22.261	39.340	26.374	226.8	23:22.897
16		1:27.361	22.026	39.028	26.307	229.2	24:48.771	16		1:28.024	22.156	39.364	26.504	230.2	24:50.921
17		1:27.561	22.075	39.116	26.370	229.2	26:16.332	17		1:27.750	22.110	39.194	26.446	228.8	26:18.671
18		1:27.695	21.936	39.483	26.276	231.2	27:44.027	18		1:27.746	22.186	39.250	26.310	227.8	27:46.417
19		1:27.884	22.072	39.510	26.302	228.3	29:11.911	19		1:27.535	22.328	39.009	26.198	225.9	29:13.952
20		1:28.317	22.214	39.742	26.361	229.2	30:40.228	20		1:27.489	22.145	39.048	26.296	226.8	30:41.441
21		1:28.320	22.197	39.453	26.670	229.2	32:08.548	21		1:28.206	22.257	39.553	26.396	226.8	32:09.647

46

Isac Blomqvist

F3 Tatuus 318 A.R. **74**

Enzo Fittipaldi

F3 Tatuus 318 A.R.

R

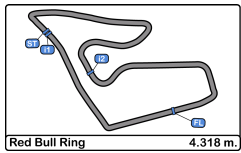
Kic Motorsport

R

Prema Powerteam

Lap	D	Time	Sector 1	Sector 2	Sector 3	T. Spd	Elapsed	Lap	D	Time	Sector 1	Sector 2	Sector 3	T. Spd	Elapsed
1		1:36.447	28.528	40.543	27.376	225.0	1:36.447	1		1:31.481	25.819	39.518	26.144	218.6	1:31.481
2		1:29.787	22.931	39.946	26.910	227.8	3:06.234	2		1:27.647	22.456	38.975	26.216	222.6	2:59.128
3		1:29.091	22.541	39.880	26.670	226.8	4:35.325	3		1:27.510	22.440	39.008	26.062	224.5	4:26.638
4		1:28.332	22.260	39.607	26.465	230.2	6:03.657	4		1:27.161	22.211	38.906	26.044	225.0	5:53.799
5		1:27.915	22.059	39.323	26.533	232.7	7:31.572	5		1:26.927	22.190	38.756	25.981	225.0	7:20.726
6		1:27.745	22.115	39.269	26.361	228.3	8:59.317	6		1:26.862	22.149	38.686	26.027	224.5	8:47.588
7		1:27.694	22.277	39.220	26.197	226.4	10:27.011	7		1:26.981	22.184	38.772	26.025	225.0	10:14.569
8		1:27.547	22.261	39.050	26.236	225.0	11:54.558	8		1:27.046	22.224	38.783	26.039	224.5	11:41.615
9		1:27.401	22.219	38.927	26.255	227.3	13:21.959	9		1:26.865	22.158	38.776	25.931	224.5	13:08.480
10		1:27.353	22.165	38.927	26.261	227.3	14:49.312	10		1:26.988	22.194	38.816	25.978	226.8	14:35.468
11		1:43.490	22.710	42.395	38.385	176.7	16:32.802	11		1:48.562	22.166	44.389	42.007	226.8	16:24.030
12		2:25.667	31.522	1:00.189	53.956	160.4	18:58.469	12		2:30.739	32.478	1:02.602	55.659	136.0	18:54.769
13		1:30.088	22.409	40.670	27.009	229.2	20:28.557	13		1:29.440	22.501	40.525	26.414	225.4	20:24.209
14		1:28.350	22.338	39.432	26.580	229.2	21:56.907	14		1:27.752	22.207	39.134	26.411	230.2	21:51.961
15		1:28.084	22.154	39.270	26.660	226.8	23:24.991	15		1:27.597	22.153	39.180	26.264	229.7	23:19.558
16		1:27.781	22.202	39.179	26.400	227.3	24:52.772	16		1:27.409	22.101	39.155	26.153	231.2	24:46.967
17		1:27.579	22.100	39.108	26.371	228.3	26:20.351	17		1:28.068	22.026	39.795	26.247	227.8	26:15.035
18		1:27.675	22.066	39.100	26.509	228.8	27:48.026	18		1:27.742	21.932	39.720	26.090	229.2	27:42.777
19		1:27.684	22.070	39.091	26.523	229.7	29:15.710	19		1:27.868	22.193	39.569	26.106	228.3	29:10.645
20		1:27.724	22.154	39.072	26.498	228.3	30:43.434	20		1:28.993	22.150	40.590	26.253	229.7	30:39.638
21		1:28.197	22.267	39.253	26.677	225.0	32:11.631	21		1:28.599	22.050	39.957	26.592	226.8	32:08.237





Red Bull Ring
Formula Regional European Char
Race - 1
Lap Analysis



95

Tom Beckhäuser

F3 Tatuus 318 A.R.

R

Technorace Srl

Lap	D	Time	Sector 1	Sector 2	Sector 3	T. Spd	Elapsed
1		1:36.113	27.894	40.859	27.360	225.0	1:36.113
2		1:28.507	22.665	39.440	26.402	227.3	3:04.620
3		1:28.111	22.006	39.597	26.508	233.7	4:32.731
4		1:28.269	21.947	39.750	26.572	231.7	6:01.000
5		1:27.612	22.032	39.185	26.395	233.7	7:28.612
6		1:27.995	22.135	39.509	26.351	228.8	8:56.607
7		1:27.435	21.972	39.250	26.213	230.2	10:24.042
8		1:27.550	21.954	39.322	26.274	229.7	11:51.592
9		1:27.808	22.020	39.480	26.308	231.7	13:19.400
10		1:28.169	22.308	39.766	26.095	225.0	14:47.569
11		1:43.740	22.024	42.830	38.886	228.3	16:31.309
12		2:26.384	30.815	1:01.327	54.242	135.5	18:57.693
13		1:29.395	22.554	39.989	26.852	224.0	20:27.088
14		1:28.846	22.189	40.158	26.499	232.2	21:55.934
15		1:27.733	22.217	39.192	26.324	229.2	23:23.667
16		1:28.104	22.209	39.357	26.538	230.7	24:51.771
17		1:27.763	21.987	39.353	26.423	232.7	26:19.534
18		1:27.771	21.966	39.405	26.400	232.7	27:47.305
19		1:27.795	22.218	39.090	26.487	231.7	29:15.100
20		1:27.608	22.052	39.105	26.451	229.7	30:42.708
21		1:27.895	22.123	39.390	26.382	230.7	32:10.603

99

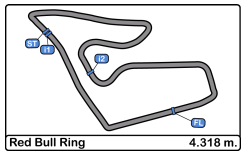
Sophia Flörsch

F3 Tatuus 318 A.R.

Van Amersfoort Racing

Lap	D	Time	Sector 1	Sector 2	Sector 3	T. Spd	Elapsed
1		1:36.701	28.727	40.738	27.236	226.8	1:36.701
2		1:29.080	22.704	39.616	26.760	232.7	3:05.781
3		1:29.129	23.154	39.530	26.445	233.7	4:34.910
4		1:27.754	22.077	39.162	26.515	233.7	6:02.664
5		1:27.255	22.058	38.838	26.359	231.2	7:29.919
6		1:27.153	21.998	38.796	26.359	231.7	8:57.072
7		1:27.444	21.805	39.238	26.401	235.2	10:24.516
8		1:27.576	21.940	39.028	26.608	233.7	11:52.092
9		1:27.805	21.831	39.603	26.371	235.2	13:19.897
10		1:28.314	21.845	40.182	26.287	234.7	14:48.211
11		1:43.965	21.851	43.752	38.362	212.1	16:32.176
12		2:25.931	30.945	1:00.764	54.222	148.7	18:58.107
13		1:28.304	22.191	39.337	26.776	233.2	20:26.411
14		1:28.165	22.072	39.559	26.534	234.7	21:54.576
15		1:28.091	22.101	39.181	26.809	231.2	23:22.667
16		1:27.872	22.215	39.156	26.501	229.2	24:50.539
17		1:27.659	22.090	39.093	26.476	229.2	26:18.198
18		1:27.386	22.024	38.977	26.385	230.2	27:45.584
19		1:27.608	22.023	39.068	26.517	231.2	29:13.192
20		1:27.727	22.153	39.045	26.529	229.7	30:40.919
21		1:28.462	22.134	39.445	26.883	231.7	32:09.381





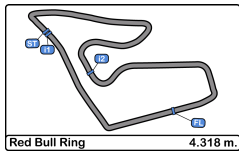
Red Bull Ring
Formula Regional European Char
Race - 1



Analysis by Lap

Num	Lap Time	Gap	Num	Lap Time	Gap	Num	Lap Time	Gap	Num	Lap Time	Gap	Num	Lap Time	Gap
Lap 1			15	1:28.249	05.806	Lap 6			15	1:27.744	09.481	Lap 11		
74	1:31.481		95	1:28.111	06.093	74	1:26.862		95	1:27.550	09.977	74	1:48.562	
17	1:32.774	01.293	10	1:28.912	07.649	2	1:26.764	01.797	99	1:27.576	10.477	2	1:48.793	00.767
2	1:32.999	01.518	99	1:29.129	08.272	17	1:27.375	03.108	46	1:27.547	12.943	17	1:46.413	02.120
27	1:33.751	02.270	46	1:29.091	08.687	27	1:27.418	05.041	10	1:28.478	15.163	27	1:45.736	02.890
28	1:34.151	02.670	25	1:29.209	09.400	28	1:27.403	06.340	25	1:29.423	16.919	28	1:45.712	04.159
41	1:34.621	03.140	7	1:31.627	16.889	41	1:27.547	07.061	7	1:31.414	39.420	41	1:45.727	04.999
64	1:35.037	03.556	Num	Lap Time	Gap	64	1:27.619	07.558	Num	Lap Time	Gap	64	1:44.610	05.825
10	1:35.615	04.134	Lap 4			15	1:27.583	08.070	Lap 9			15	1:44.613	06.586
15	1:35.769	04.288	74	1:27.161		95	1:27.995	09.019	74	1:26.865		95	1:43.740	07.279
95	1:36.113	04.632	17	1:27.251	01.312	99	1:27.153	09.484	2	1:26.658	01.001	99	1:43.965	08.146
46	1:36.447	04.966	2	1:26.970	01.614	46	1:27.745	11.729	17	1:27.391	04.016	46	1:43.490	08.772
99	1:36.701	05.220	27	1:27.762	03.891	10	1:28.670	12.424	27	1:27.167	05.754	10	1:40.247	09.580
25	1:37.249	05.768	28	1:27.721	04.329	25	1:28.052	12.876	28	1:27.134	06.951	7	1:33.299	33.621
7	1:39.767	08.286	41	1:27.624	04.735	7	1:31.830	30.891	41	1:27.134	07.833	Num	Lap Time	Gap
Num	Lap Time	Gap	64	1:27.812	05.586	Num	Lap Time	Gap	64	1:27.426	09.357	Lap 12		
Lap 2			15	1:28.176	06.821	Lap 7			15	1:27.438	10.054	74	2:30.739	
74	1:27.647		95	1:28.269	07.201	74	1:26.981		95	1:27.808	10.920	2	2:30.265	00.293
17	1:27.976	01.622	99	1:27.754	08.865	2	1:26.714	01.530	99	1:27.805	11.417	17	2:29.318	00.699
2	1:28.270	02.141	10	1:28.913	09.401	17	1:27.215	03.342	46	1:27.401	13.479	27	2:29.038	01.189
27	1:28.362	02.985	46	1:28.332	09.858	27	1:27.409	05.469	10	1:28.207	16.505	28	2:28.124	01.544
28	1:28.455	03.478	25	1:28.528	10.767	28	1:26.965	06.324	25	1:29.973	20.027	41	2:27.592	01.852
41	1:28.491	03.984	7	1:31.414	21.142	41	1:27.262	07.342	7	1:31.390	43.945	64	2:27.021	02.107
64	1:28.636	04.545	Num	Lap Time	Gap	64	1:27.584	08.161	Num	Lap Time	Gap	15	2:26.892	02.739
15	1:28.426	05.067	Lap 5			15	1:27.694	08.783	Lap 10			95	2:26.384	02.924
95	1:28.507	05.492	74	1:26.927		95	1:27.435	09.473	74	1:26.988		99	2:25.931	03.338
10	1:29.760	06.247	2	1:27.208	01.895	99	1:27.444	09.947	2	1:26.523	00.536	46	2:25.667	03.700
99	1:29.080	06.653	17	1:28.210	02.595	46	1:27.694	12.442	17	1:27.241	04.269	10	2:25.276	04.117
46	1:29.787	07.106	27	1:27.521	04.485	10	1:28.288	13.731	27	1:26.950	05.716	7	2:02.407	05.289
25	1:29.580	07.701	28	1:28.397	05.799	25	1:28.647	14.542	28	1:27.046	07.009	Num	Lap Time	Gap
7	1:32.133	12.772	41	1:28.568	06.376	7	1:31.142	35.052	41	1:26.989	07.834	Lap 13		
Num	Lap Time	Gap	64	1:28.142	06.801	Num	Lap Time	Gap	64	1:27.408	09.777	2	1:27.950	
Lap 3			15	1:27.455	07.349	Lap 8			15	1:27.469	10.535	17	1:28.481	00.937
74	1:27.510		95	1:27.612	07.886	74	1:27.046		95	1:28.169	12.101	74	1:29.440	01.197
17	1:27.110	01.222	99	1:27.255	09.193	2	1:26.724	01.208	99	1:28.314	12.743	28	1:28.461	01.762
2	1:27.174	01.805	10	1:28.142	10.616	17	1:27.194	03.490	46	1:27.353	13.844	27	1:29.029	01.975
27	1:27.815	03.290	46	1:27.915	10.846	27	1:27.029	05.452	10	1:28.378	17.895	41	1:28.763	02.372
28	1:27.801	03.769	25	1:27.846	11.686	28	1:27.404	06.682	7	1:31.927	48.884	64	1:28.983	02.847
41	1:27.798	04.272	7	1:31.708	25.923	41	1:27.268	07.564	99	1:28.304	03.399	15	1:29.252	03.748
64	1:27.900	04.935				64	1:27.681	08.796						





Red Bull Ring
Formula Regional European Char
Race - 1



Analysis by Lap

Num	Lap Time	Gap
95	1:29.395	04.076
10	1:29.045	04.919
46	1:30.088	05.545
7	1:31.792	08.838

Lap 14

2	1:27.415	
17	1:27.624	01.146
74	1:27.752	01.534
28	1:27.831	02.178
27	1:28.254	02.814
41	1:28.226	03.183
99	1:28.165	04.149
64	1:29.063	04.495
15	1:28.545	04.878
95	1:28.846	05.507
46	1:28.350	06.480
10	1:34.139	11.643
7	1:32.330	13.753

Lap 15

2	1:27.173	
17	1:27.636	01.609
74	1:27.597	01.958
28	1:27.380	02.385
27	1:27.540	03.181
41	1:27.800	03.810
99	1:28.091	05.067
64	1:27.975	05.297
15	1:28.031	05.736
95	1:27.733	06.067
46	1:28.084	07.391
10	1:28.524	12.994
7	1:31.854	18.434

Lap 16

2	1:27.177	
17	1:27.451	01.883
74	1:27.409	02.190
28	1:27.680	02.888

Lap 17

2	1:27.245	
17	1:27.968	02.606
74	1:28.068	03.013
28	1:27.723	03.366
27	1:27.686	03.784
41	1:27.561	04.310
99	1:27.659	06.176
64	1:27.750	06.649
15	1:27.704	07.068
95	1:27.763	07.512
46	1:27.579	08.329
10	1:27.627	14.321
7	1:31.257	26.977

Lap 18

2	1:27.469	
17	1:27.763	02.900
74	1:27.742	03.286
28	1:27.946	03.843
27	1:27.869	04.184
41	1:27.695	04.536
99	1:27.386	06.093
64	1:27.746	06.926
15	1:27.906	07.505
95	1:27.771	07.814
46	1:27.675	08.535
10	1:27.716	14.568
7	1:31.062	30.570

Lap 19

2	1:27.946	
17	1:27.905	02.859
74	1:27.868	03.208
27	1:27.465	03.703
28	1:28.148	04.045
41	1:27.884	04.474
99	1:27.608	05.755
64	1:27.535	06.515
15	1:27.698	07.257
95	1:27.795	07.663
46	1:27.684	08.273
10	1:27.643	14.265
7	1:31.391	34.015

Num	Lap Time	Gap
27	1:27.339	03.343
41	1:27.361	03.994
99	1:27.872	05.762
64	1:28.024	06.144
15	1:28.050	06.609
95	1:28.104	06.994
46	1:27.781	07.995
10	1:28.122	13.939
7	1:31.708	22.965

Lap 20

2	1:28.700	
17	1:28.201	02.360
27	1:27.528	02.531
28	1:27.630	02.975
74	1:28.993	03.501
41	1:28.317	04.091
99	1:27.727	04.782
64	1:27.489	05.304
15	1:27.580	06.137
95	1:27.608	06.571
46	1:27.724	07.297
10	1:27.892	13.457
7	1:31.875	37.190

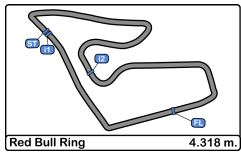
Lap 21

2	1:28.395	
17	1:28.185	02.150
27	1:29.175	03.311
74	1:28.599	03.705
41	1:28.320	04.016
99	1:28.462	04.849
64	1:28.206	05.115
15	1:27.999	05.741
95	1:27.895	06.071

Lap 22

2	1:28.197	07.099
28	1:33.310	07.890
10	1:28.039	13.101
7	1:32.429	41.224





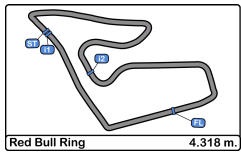
Red Bull Ring
Formula Regional European Char
Race - 1



Best Sectors Results

Sector - 1			Sector - 2			Sector - 3			Ideal Lap vs Best Lap						
Clas	Nº	Driver	Time	Nº	Driver	Time	Nº	Driver	Time	Clas	Nº	Driver	Ideal Lap	Best Lap	Clas
1	99	Sophia Flörsch	21.805	2	Frederik Vesti	38.593	2	Frederik Vesti	25.762	1	2	Frederik Vesti	1:26.304	1:26.523	1
2	41	Raul Guzman	21.925	74	Enzo Fittipaldi	38.686	28	Marcos Siebert	25.883	2	74	Enzo Fittipaldi	1:26.549	1:26.862	2
3	74	Enzo Fittipaldi	21.932	17	Igor Fraga	38.778	41	Raul Guzman	25.915	3	27	David Schumacher	1:26.780	1:26.950	3
4	95	Tom Beckhäuser	21.947	99	Sophia Flörsch	38.796	74	Enzo Fittipaldi	25.931	4	41	Raul Guzman	1:26.804	1:26.989	5
5	2	Frederik Vesti	21.949	27	David Schumacher	38.807	27	David Schumacher	25.979	5	99	Sophia Flörsch	1:26.888	1:27.153	7
6	27	David Schumacher	21.994	15	Matteo Nannini	38.896	64	Olli Caldwell	26.064	6	28	Marcos Siebert	1:26.899	1:26.965	4
7	15	Matteo Nannini	22.036	46	Isac Blomqvist	38.927	17	Igor Fraga	26.067	7	17	Igor Fraga	1:26.908	1:27.110	6
8	28	Marcos Siebert	22.054	28	Marcos Siebert	38.962	95	Tom Beckhäuser	26.095	8	95	Tom Beckhäuser	1:27.132	1:27.435	10
9	46	Isac Blomqvist	22.059	41	Raul Guzman	38.964	46	Isac Blomqvist	26.197	9	46	Isac Blomqvist	1:27.183	1:27.353	8
10	17	Igor Fraga	22.063	10	Konsta Lappalainen	38.991	10	Konsta Lappalainen	26.238	10	64	Olli Caldwell	1:27.183	1:27.408	9
11	64	Olli Caldwell	22.110	64	Olli Caldwell	39.009	99	Sophia Flörsch	26.287	11	15	Matteo Nannini	1:27.241	1:27.438	11
12	25	Alexandre Bardinon	22.164	95	Tom Beckhäuser	39.090	15	Matteo Nannini	26.309	12	10	Konsta Lappalainen	1:27.471	1:27.627	12
13	10	Konsta Lappalainen	22.242	25	Alexandre Bardinon	39.213	25	Alexandre Bardinon	26.360	13	25	Alexandre Bardinon	1:27.737	1:27.846	13
14	7	Sharon Scolari	22.698	7	Sharon Scolari	39.988	7	Sharon Scolari	28.049	14	7	Sharon Scolari	1:30.735	1:31.062	14



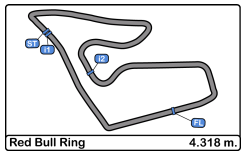


Red Bull Ring
Formula Regional European Char
Race - 1
Leader Sequence



Nº	Driver	Nat	Competitor	Nat	Start Lap	End Lap	Laps	Total Laps
74	Enzo Fittipaldi	BRA	Prema Powerteam	ITA	R	1	12	12
2	Frederik Vesti	DNK	Prema Powerteam	ITA	R	13	21	9



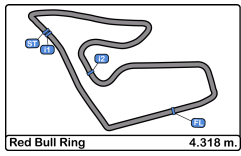


Red Bull Ring
Formula Regional European Char
Race - 1



Best 5 Lap Times

Cls	Nº	Driver	Nat	Competitor	Nat			Best 1		Best 2		Best 3		Best 4		Best 5	
								Time	Lap	Time	Lap	Time	Lap	Time	Lap	Time	Lap
1	2	Frederik Vesti	DNK	Prema Powerteam	ITA	R	1	1:26.523	10	1:26.658	9	1:26.714	7	1:26.724	8	1:26.764	6
2	74	Enzo Fittipaldi	BRA	Prema Powerteam	ITA	R	2	1:26.862	6	1:26.865	9	1:26.927	5	1:26.981	7	1:26.988	10
3	27	David Schumacher	DEU	US Racing	DEU	R	3	1:26.950	10	1:27.029	8	1:27.167	9	1:27.339	16	1:27.409	7
4	28	Marcos Siebert	ARG	US Racing	DEU			1:26.965	7	1:27.046	10	1:27.134	9	1:27.380	15	1:27.403	6
5	41	Raul Guzman	MEX	DR Formula	PRT	R	4	1:26.989	10	1:27.134	9	1:27.262	7	1:27.268	8	1:27.361	16
6	17	Igor Fraga	BRA	DR Formula	PRT			1:27.110	3	1:27.194	8	1:27.215	7	1:27.241	10	1:27.251	4
7	99	Sophia Flörsch	DEU	Van Amersfoort Racing	NDL			1:27.153	6	1:27.255	5	1:27.386	18	1:27.444	7	1:27.576	8
8	46	Isac Blomqvist	SW	Kic Motorsport	FIN	R	5	1:27.353	10	1:27.401	9	1:27.547	8	1:27.579	17	1:27.675	18
9	64	Olli Caldwell	GBR	Prema Powerteam	ITA	R	6	1:27.408	10	1:27.426	9	1:27.489	20	1:27.535	19	1:27.584	7
10	95	Tom Beckhäuser	CZE	Technorace Srl	ITA	R	7	1:27.435	7	1:27.550	8	1:27.608	20	1:27.612	5	1:27.733	15
11	15	Matteo Nannini	ITA	Corbetta C. alias Sc. DF	ITA	R	8	1:27.438	9	1:27.455	5	1:27.469	10	1:27.580	20	1:27.583	6
12	10	Konsta Lappalainen	FIN	Kic Motorsport	FIN	R	9	1:27.627	17	1:27.643	19	1:27.716	18	1:27.892	20	1:28.039	21
13	25	Alexandre Bardinon	FRA	Van Amersfoort Racing	FRA	R	10	1:27.846	5	1:28.052	6	1:28.528	4	1:28.647	7	1:29.209	3
14	7	Sharon Scolari	CHE	Scorace Team	CHE			1:31.062	18	1:31.142	7	1:31.257	17	1:31.390	9	1:31.391	19

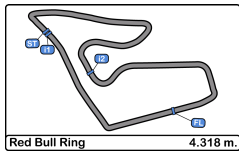


Red Bull Ring
Formula Regional European Char
Race - 1



Best 5 Top Speeds

Cls	Nº	Driver	Nat	Competitor	Nat	Top 1		Top 2		Top 3		Top 4		Top 5		Avg
						Km/h	Lap	Km/h	Lap	Km/h	Lap	Km/h	Lap	Km/h	Lap	
1	99	Sophia Flörsch	DEU	Van Amersfoort Racing	NDL	235.2	7	235.2	9	234.7	10	234.7	14	233.7	3	234.7
2	95	Tom Beckhäuser	CZE	Technorace Srl	ITA	233.7	3	233.7	5	232.7	17	232.7	18	232.2	14	233.0
3	41	Raul Guzman	MEX	DR Formula	PRT	233.2	5	231.2	18	230.7	11	229.7	3	229.7	10	230.9
4	25	Alexandre Bardinon	FRA	Van Amersfoort Racing	FRA	232.7	3	231.2	4	229.7	5	229.7	7	229.2	6	230.5
5	46	Isac Blomqvist	SW	Kic Motorsport	FIN	232.7	5	230.2	4	229.7	19	229.2	13	229.2	14	230.2
6	27	David Schumacher	DEU	US Racing	DEU	231.7	18	231.2	17	230.7	15	230.2	20	229.2	10	230.6
7	74	Enzo Fittipaldi	BRA	Prema Powerteam	ITA	231.2	16	230.2	14	229.7	15	229.7	20	229.2	18	230.0
8	2	Frederik Vesti	DNK	Prema Powerteam	ITA	230.7	11	229.7	13	229.2	4	228.8	2	228.8	5	229.4
9	15	Matteo Nannini	ITA	Corbetta C. alias Sc. DF	ITA	230.7	18	229.7	6	229.7	15	229.7	17	229.2	7	229.8
10	64	Olli Caldwell	GBR	Prema Powerteam	ITA	230.2	16	228.8	17	227.8	2	227.8	3	227.8	18	228.5
11	17	Igor Fraga	BRA	DR Formula	PRT	229.7	1	228.3	3	228.3	10	227.8	4	227.3	6	228.3
12	28	Marcos Siebert	ARG	US Racing	DEU	229.7	4	229.7	16	228.8	2	228.8	5	228.8	13	229.2
13	10	Konsta Lappalainen	FIN	Kic Motorsport	FIN	228.3	14	227.8	4	227.8	5	227.8	7	227.3	3	227.8
14	7	Sharon Scolari	CHE	Scorace Team	CHE	227.3	1	225.4	2	225.4	3	225.0	4	225.0	10	225.6

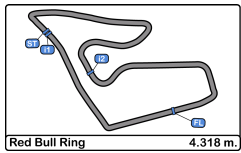


Red Bull Ring
Formula Regional European Char
Race - 1



Fastest Laps Sequence

Lap	Time of Day	Session Time	Nº	Driver	Nat	Competitor	Nat		Time	Km/h
2	17:02:45.564	2:59.564	74	Enzo Fittipaldi	BRA	Prema Powerteam	ITA	R	1:27.647	177.3
3	17:04:13.074	4:27.074	74	Enzo Fittipaldi	BRA	Prema Powerteam	ITA	R	1:27.510	177.6
3	17:04:14.296	4:28.296	17	Igor Fraga	BRA	DR Formula	PRT		1:27.110	178.4
4	17:05:41.849	5:55.849	2	Frederik Vesti	DNK	Prema Powerteam	ITA	R	1:26.970	178.7
5	17:07:07.162	7:21.162	74	Enzo Fittipaldi	BRA	Prema Powerteam	ITA	R	1:26.927	178.8
6	17:08:34.024	8:48.024	74	Enzo Fittipaldi	BRA	Prema Powerteam	ITA	R	1:26.862	178.9
6	17:08:35.821	8:49.821	2	Frederik Vesti	DNK	Prema Powerteam	ITA	R	1:26.764	179.1
7	17:10:02.535	10:16.535	2	Frederik Vesti	DNK	Prema Powerteam	ITA	R	1:26.714	179.2
9	17:12:55.917	13:09.917	2	Frederik Vesti	DNK	Prema Powerteam	ITA	R	1:26.658	179.3
10	17:14:22.440	14:36.440	2	Frederik Vesti	DNK	Prema Powerteam	ITA	R	1:26.523	179.6

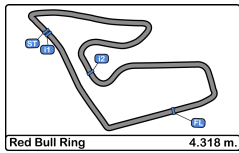


Red Bull Ring
Formula Regional European Char
Race - 1



Event Best Maximum Speed

Nº	Driver	Nat	Competitor	Nat		Km/h	Session
99	Sophia Flörsch	DEU	Van Amersfoort Racing	NDL		235.2	Race - 1
95	Tom Beckhäuser	CZE	Technorace Srl	ITA	R	233.7	Race - 1
41	Raul Guzman	MEX	DR Formula	PRT	R	233.2	Race - 1
25	Alexandre Bardinon	FRA	Van Amersfoort Racing	FRA	R	232.7	Race - 1
46	Isac Blomqvist	SWE	Kic Motorsport	FIN	R	232.7	Race - 1
17	Igor Fraga	BRA	DR Formula	PRT		231.7	Qualifying - 1
27	David Schumacher	DEU	US Racing	DEU	R	231.7	Race - 1
74	Enzo Fittipaldi	BRA	Prema Powerteam	ITA	R	231.2	Qualifying - 2
64	Olli Caldwell	GBR	Prema Powerteam	ITA	R	230.7	Free Practice - 1
2	Frederik Vesti	DNK	Prema Powerteam	ITA	R	230.7	Race - 1
15	Matteo Nannini	ITA	Corbetta C. alias Sc. DF	ITA	R	230.7	Race - 1
28	Marcos Siebert	ARG	US Racing	DEU		229.7	Race - 1
10	Konsta Lappalainen	FIN	Kic Motorsport	FIN	R	229.2	Free Practice - 1
7	Sharon Scolari	CHE	Scorace Team	CHE		227.3	Race - 1



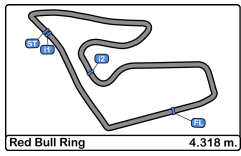
Red Bull Ring
Formula Regional European Char
Race - 1
Lap Chart



LAP

Nr	Pos	Grid	1	2	3	4	5	6	7	8	9	10	11	12	13	14	15	16	17	18	19	20	21
2	1	2	74	74	74	74	74	74	74	74	74	74	74	74	2	2	2	2	2	2	2	2	2
74	2	74	17	17	17	17	2	2	2	2	2	2	2	2	17	17	17	17	17	17	17	17	17
27	3	27	2	2	2	2	17	17	17	17	17	17	17	17	74	74	74	74	74	74	74	74	74
17	4	17	27	27	27	27	27	27	27	27	27	27	27	27	28	28	28	28	28	28	27	28	74
46	5	46	28	28	28	28	28	28	28	28	28	28	28	28	27	27	27	27	27	27	28	74	41
15	6	15	41	41	41	41	41	41	41	41	41	41	41	41	41	41	41	41	41	41	41	41	99
41	7	41	64	64	64	64	64	64	64	64	64	64	64	64	99	99	99	99	99	99	99	99	64
28	8	28	10	15	15	15	15	15	15	15	15	15	15	15	99	64	64	64	64	64	64	64	15
64	9	64	15	95	95	95	95	95	95	95	95	95	95	95	15	15	15	15	15	15	15	15	95
10	10	10	95	10	10	99	99	99	99	99	99	99	99	99	95	95	95	95	95	95	95	95	46
95	11	95	46	99	99	10	10	46	46	46	46	46	46	46	10	46	46	46	46	46	46	46	28
25	12	25	99	46	46	46	46	10	10	10	10	10	10	10	46	10	10	10	10	10	10	10	10
7	13	7	25	25	25	25	25	25	25	25	25	7	7	7	7	7	7	7	7	7	7	7	7
99	14	99	7	7	7	7	7	7	7	7	7	7	7	7	7	7	7	7	7	7	7	7	7

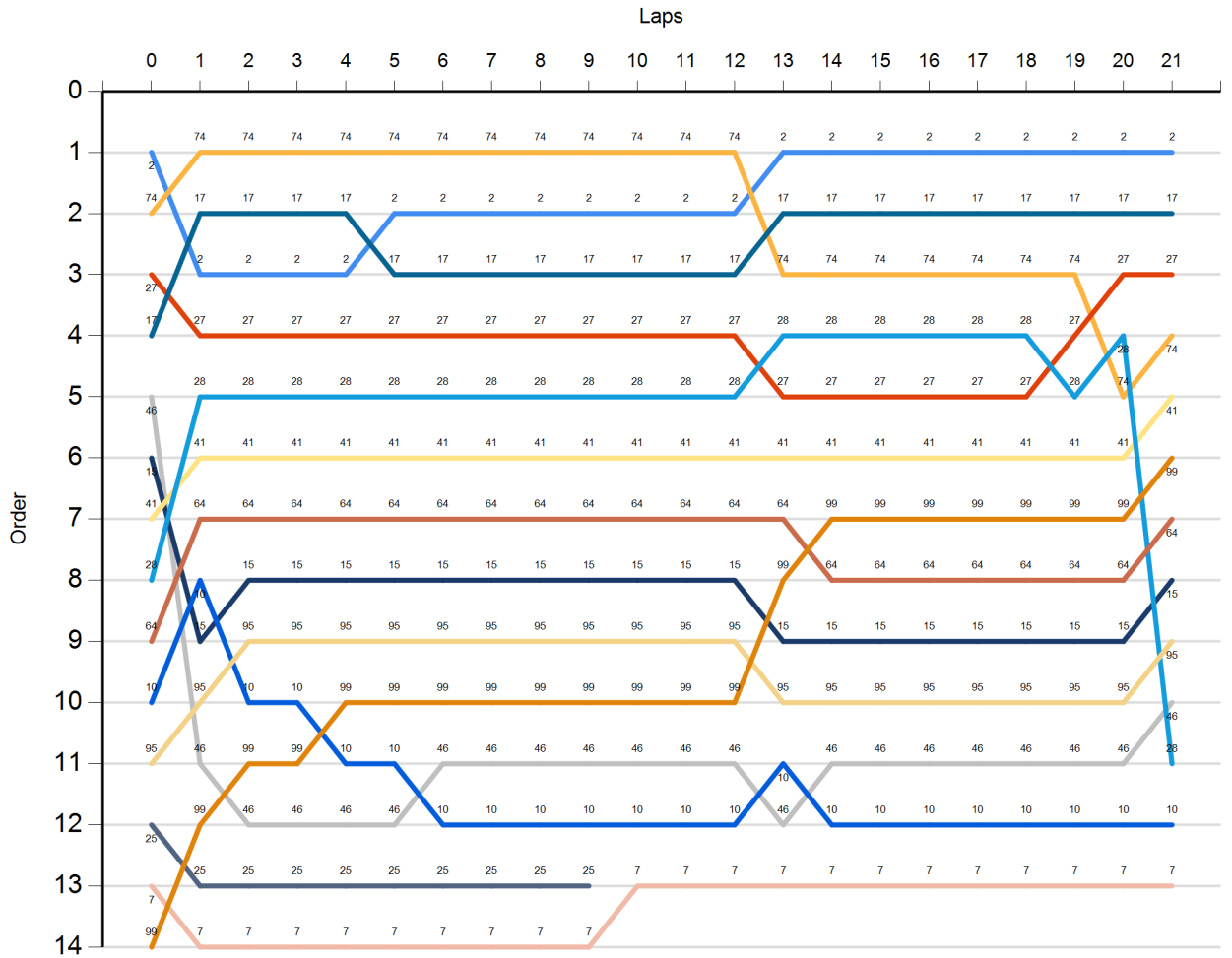


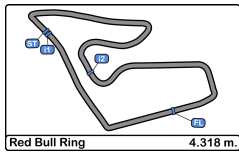


Red Bull Ring
Formula Regional European Char
Race - 1
Graphic Lap Chart



- 2
- 74
- 27
- 17
- 46
- 15
- 41
- 28
- 64
- 10
- 95
- 25
- 7
- 99



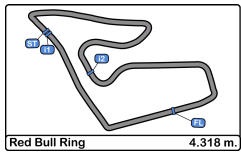


Red Bull Ring
Formula Regional European Char
Race - 1
Pit Stop Analysis



N°	In Day	Time	Driver	Nat	Competitor	Nat	In Time	Stop N°	Pit Time	Handicap	Penalty
----	--------	------	--------	-----	------------	-----	---------	---------	----------	----------	---------

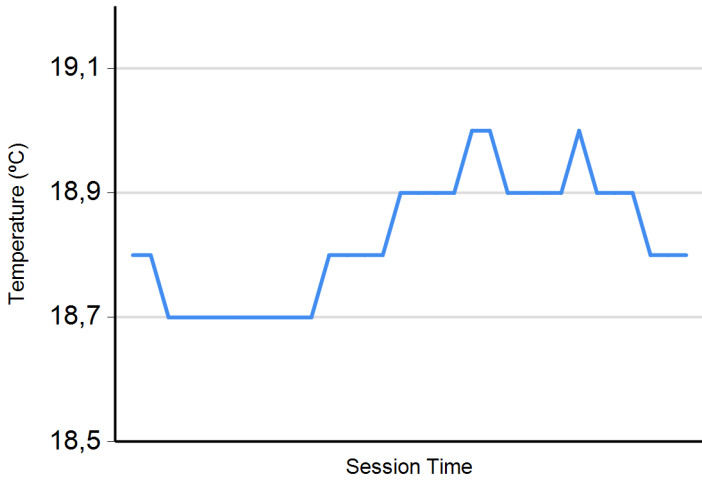




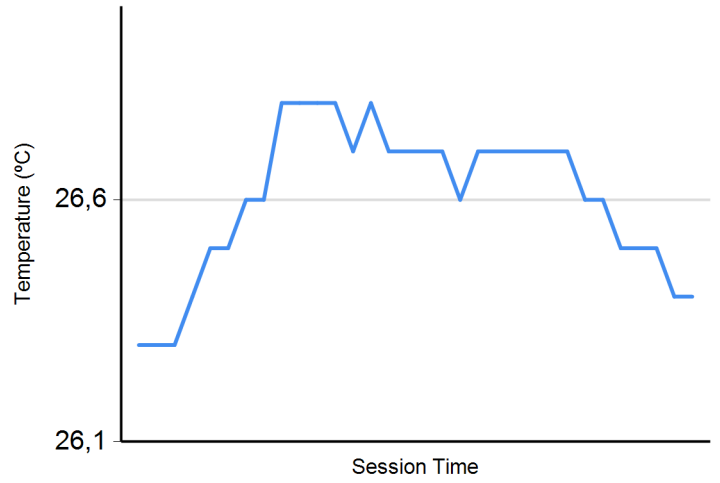
Red Bull Ring
Formula Regional European Char
Race - 1
Weather Report



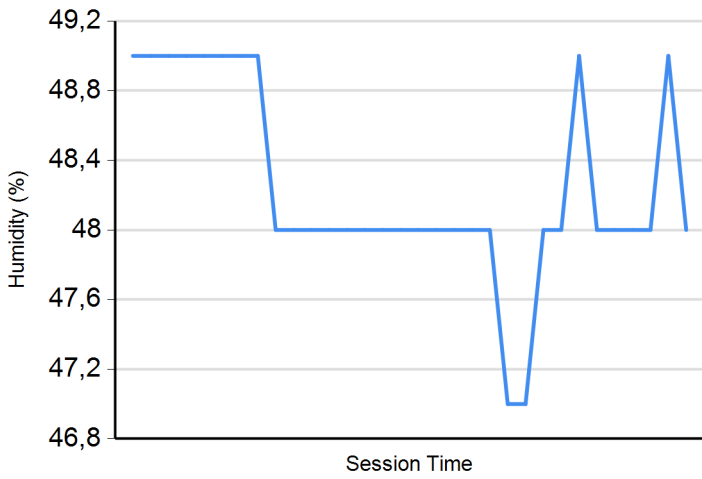
Air Temperature



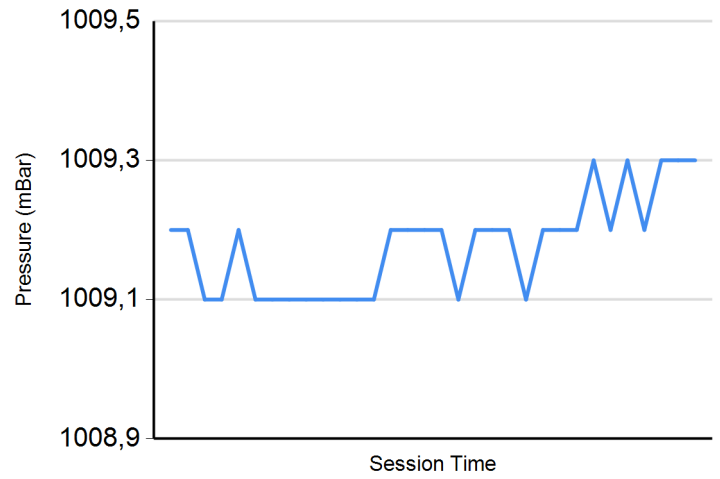
Track Temperature



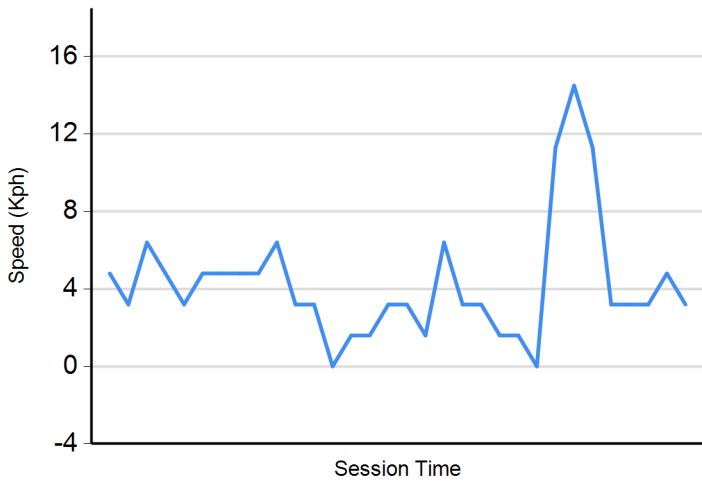
Humidity



Pressure



Wind Speed



Wind direction

