

**Red Bull Ring**  
**Formula Regional European Char**  
**Race - 2**  
**Final Results**



Cls	N°	Driver	Nat	Competitor	Nat	Cls	Laps	Total Time	Gap	Interval	Km/h	Best	Time	Km/h	
1	2	Frederik Vesti	DNK	Prema Powerteam	ITA	R	1	20	<b>32:31.230</b>			159.3	8	1:26.716	179.2
2	27	David Schumacher	DEU	US Racing	DEU	R	2	20	<b>32:32.631</b>	1.401	1.401	159.2	8	1:27.278	178.1
3	10	Konsta Lappalainen	FIN	Kic Motorsport	FIN	R	3	20	<b>32:33.211</b>	1.981	0.580	159.1	19	1:27.940	176.7
4	28	Marcos Siebert	ARG	US Racing	DEU			20	<b>32:33.909</b>	2.679	0.698	159.1	19	1:27.973	176.6
5	74	Enzo Fittipaldi	BRA	Prema Powerteam	ITA	R	4	20	<b>32:34.274</b>	3.044	0.365	159.0	5	1:27.371	177.9
6	99	Sophia Flörsch	DEU	Van Amersfoort Racing	NDL			20	<b>32:34.879</b>	3.649	0.605	159.0	6	1:27.465	177.7
7	95	Tom Beckhäuser	CZE	Technorace Srl	ITA	R	5	20	<b>32:35.319</b>	4.089	0.440	159.0	20	1:27.693	177.2
8	15	Matteo Nannini	ITA	Corbetta C. alias Sc. DF	ITA	R	6	20	<b>32:38.000</b>	6.770	2.681	158.7	8	1:27.699	177.2
9	17	Igor Fraga	BRA	DR Formula	PRT			20	<b>32:47.953</b>	16.723	9.953	157.9	19	1:27.368	177.9
10	7	Sharon Scolari	CHE	Scorace Team	CHE			20	<b>33:19.619</b>	48.389	31.666	155.4	20	1:32.463	168.1
11	46	Isac Blomqvist	SW	Kic Motorsport	FIN	R	7	15	<b>25:13.525</b>	5 Laps	5 Laps	154.0	6	1:27.880	176.8
<b>Not classified: (Requirements: 70% of number laps of leader = 14 Laps)</b>															
	25	Alexandre Bardion	FRA	Van Amersfoort Racing	FRA	R	8	7	<b>10:44.225</b>	13 Laps	8 Laps	168.9	7	1:27.892	176.8
	64	Olli Caldwell	GBR	Prema Powerteam	ITA	R	9	4	<b>6:08.498</b>	16 Laps	3 Laps	168.7	4	1:29.184	174.3
	41	Raul Guzman	MEX	DR Formula	PRT	R	10	4	<b>6:24.049</b>	16 Laps	15.551	161.9	3	1:31.895	169.1

**Fastest lap Frederik Vesti in 1:26.716 at 179.3 Km/h in lap 8**

Published at:.....

Track Temp: **25.2 °C** Air Temp: **16.6 °C** Humidity: **70 %** Track Status: **WET**

<b>Stewards:</b>	<b>Race Director:</b>	<b>Timekeeper:</b> 
------------------	-----------------------	---





**Red Bull Ring**  
**Formula Regional European Char**  
**Race - 2**



**Provisional Classification by Driver Fastest Lap**

Cls	Nº	Driver	Nat	Competitor	Nat		Cls	Laps	Best	Time	Gap	Interval	Km/h
1	2	Frederik Vesti	DNK	Prema Powerteam	ITA	R	1	20	8	1:26.716			179.2
2	27	David Schumacher	DEU	US Racing	DEU	R	2	20	8	1:27.278	0.562	0.562	178.1
3	17	Igor Fraga	BRA	DR Formula	PRT			20	19	1:27.368	0.652	0.090	177.9
4	74	Enzo Fittipaldi	BRA	Prema Powerteam	ITA	R	3	20	5	1:27.371	0.655	0.003	177.9
5	99	Sophia Flörsch	DEU	Van Amersfoort Racing	NDL			20	6	1:27.465	0.749	0.094	177.7
6	95	Tom Beckhäuser	CZE	Technorace Srl	ITA	R	4	20	20	1:27.693	0.977	0.228	177.2
7	15	Matteo Nannini	ITA	Corbetta C. alias Sc. DF	ITA	R	5	20	8	1:27.699	0.983	0.006	177.2
8	46	Isac Blomqvist	SWE	Kic Motorsport	FIN	R	6	15	6	1:27.880	1.164	0.181	176.8
9	25	Alexandre Bardinon	FRA	Van Amersfoort Racing	FRA	R	7	7	7	1:27.892	1.176	0.012	176.8
10	10	Konsta Lappalainen	FIN	Kic Motorsport	FIN	R	8	20	19	1:27.940	1.224	0.048	176.7
11	28	Marcos Siebert	ARG	US Racing	DEU			20	19	1:27.973	1.257	0.033	176.6
12	64	Olli Caldwell	GBR	Prema Powerteam	ITA	R	9	4	4	1:29.184	2.468	1.211	174.3
13	41	Raul Guzman	MEX	DR Formula	PRT	R	10	4	3	1:31.895	5.179	2.711	169.1
14	7	Sharon Scolari	CHE	Scorace Team	CHE			20	20	1:32.463	5.747	0.568	168.1





**Red Bull Ring**  
**Formula Regional European Char**  
**Race - 2**



**Distance and Speed Average**

Cls	Nº	Driver	Nat	Competitor	Nat		Cls	Laps	Distance	Total Time	Km/h
1	2	Frederik Vesti	DNK	Prema Powerteam	ITA	R	1	20	86.36	32:31.230	159.3
2	27	David Schumacher	DEU	US Racing	DEU	R	2	20	86.36	32:32.631	159.2
3	10	Konsta Lappalainen	FIN	Kic Motorsport	FIN	R	3	20	86.36	32:33.211	159.1
4	28	Marcos Siebert	ARG	US Racing	DEU			20	86.36	32:33.909	159.1
5	74	Enzo Fittipaldi	BRA	Prema Powerteam	ITA	R	4	20	86.36	32:34.274	159.0
6	99	Sophia Flörsch	DEU	Van Amersfoort Racing	NDL			20	86.36	32:34.879	159.0
7	95	Tom Beckhäuser	CZE	Technorace Srl	ITA	R	5	20	86.36	32:35.319	159.0
8	15	Matteo Nannini	ITA	Corbetta C. alias Sc. DF	ITA	R	6	20	86.36	32:38.000	158.7
9	17	Igor Fraga	BRA	DR Formula	PRT			20	86.36	32:47.953	157.9
10	7	Sharon Scolari	CHE	Scorace Team	CHE			20	86.36	33:19.619	155.4
11	46	Isac Blomqvist	SWE	Kic Motorsport	FIN	R	7	15	64.77	25:13.525	154.0
<b>Not classified: (Requirements: 70% of number laps of leader = 14 Laps)</b>											
	25	Alexandre Bardinon	FRA	Van Amersfoort Racing	FRA	R	8	7	30.22	10:44.225	168.9
	64	Olli Caldwell	GBR	Prema Powerteam	ITA	R	9	4	17.27	6:08.498	168.7
	41	Raul Guzman	MEX	DR Formula	PRT	R	10	4	17.27	6:24.049	161.9



**Red Bull Ring**  
**Formula Regional European Char**  
**Race - 2**  
**Lap Analysis**



**2**

Frederik Vesti

F3 Tatuus 318 A.R. **10**

Konsta Lappalainen

F3 Tatuus 318 A.R.

R

Prema Powerteam

R

Kic Motorsport

Lap	D	Time	Sector 1	Sector 2	Sector 3	T. Spd	Elapsed	Lap	D	Time	Sector 1	Sector 2	Sector 3	T. Spd	Elapsed
1		1:40.085	25.458	46.996	27.631	223.1	1:40.085	1		1:39.728	28.066	43.305	28.357	223.6	1:39.728
2		1:32.028	23.024	42.013	26.991	227.8	3:12.113	2		1:32.978	22.811	42.847	27.320	227.3	3:12.706
3		1:30.039	22.579	40.561	26.899	228.3	4:42.152	3		1:30.710	22.698	41.054	26.958	228.8	4:43.416
4		1:27.859	22.265	39.499	26.095	227.3	6:10.011	4		1:28.846	22.567	39.723	26.556	225.4	6:12.262
5		1:27.399	22.122	39.306	25.971	229.7	7:37.410	5		1:29.573	22.472	40.353	26.748	225.0	7:41.835
6		1:27.182	21.980	39.258	25.944	229.2	9:04.592	6		1:28.113	22.300	39.360	26.453	227.3	9:09.948
7		1:26.781	21.979	38.931	25.871	230.2	10:31.373	7		1:27.970	22.297	39.281	26.392	226.8	10:37.918
8		1:26.716	21.886	38.947	25.883	230.7	11:58.089	8		1:28.563	22.398	39.804	26.361	225.4	12:06.481
9		2:02.944	21.821	44.504	56.619	231.7	14:01.033	9		1:55.587	22.226	42.147	51.214	225.0	14:02.068
10		2:33.056	36.251	1:08.470	48.335	117.2	16:34.089	10		2:32.903	36.060	1:08.280	48.563	104.0	16:34.971
11		2:32.954	34.130	1:02.006	56.818	133.6	19:07.043	11		2:32.588	34.099	1:01.894	56.595	129.9	19:07.559
12		1:34.216	23.605	42.552	28.059	228.3	20:41.259	12		1:34.195	23.766	42.085	28.344	224.0	20:41.754
13		1:30.490	23.091	40.166	27.233	225.4	22:11.749	13		1:31.033	23.387	40.348	27.298	223.6	22:12.787
14		1:28.928	22.615	39.781	26.532	225.9	23:40.677	14		1:29.139	22.519	39.974	26.646	225.9	23:41.926
15		1:28.597	22.486	39.488	26.623	226.4	25:09.274	15		1:28.866	22.442	39.746	26.678	226.4	25:10.792
16		1:28.026	22.220	39.290	26.516	227.8	26:37.300	16		1:28.390	22.236	39.463	26.691	227.3	26:39.182
17		1:29.554	22.444	40.483	26.627	205.3	28:06.854	17		1:28.800	22.270	39.885	26.645	226.4	28:07.982
18		1:27.935	22.191	39.254	26.490	227.3	29:34.789	18		1:29.207	22.975	39.763	26.469	225.4	29:37.189
19		1:27.581	22.111	39.288	26.182	222.6	31:02.370	19		1:27.940	22.421	39.097	26.422	227.8	31:05.129
20		1:28.860	22.275	39.790	26.795	214.7	32:31.230	20		1:28.082	22.287	39.207	26.588	226.8	32:33.211

**7**

Sharon Scolari

F3 Tatuus 318 A.R. **15**

Matteo Nannini

F3 Tatuus 318 A.R.

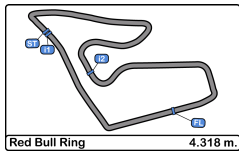
Scorace Team

R

Corbetta C. alias Sc. DF

Lap	D	Time	Sector 1	Sector 2	Sector 3	T. Spd	Elapsed	Lap	D	Time	Sector 1	Sector 2	Sector 3	T. Spd	Elapsed
1		2:01.122	29.729	58.356	33.037	227.8	2:01.122	1		1:46.261	36.568	42.079	27.614	219.9	1:46.261
2		1:41.744	23.974	46.654	31.116	224.5	3:42.866	2		1:30.519	23.088	40.530	26.901	225.4	3:16.780
3		1:39.265	24.036	44.856	30.373	224.5	5:22.131	3		1:29.792	22.355	40.143	27.294	228.8	4:46.572
4		1:36.938	23.661	43.455	29.822	224.0	6:59.069	4		1:30.901	22.722	40.772	27.407	226.8	6:17.473
5		1:35.250	23.432	42.187	29.631	225.4	8:34.319	5		1:28.106	22.247	39.357	26.502	227.3	7:45.579
6		1:34.073	23.314	41.737	29.022	225.9	10:08.392	6		1:27.970	22.132	39.365	26.473	227.3	9:13.549
7		1:33.759	23.185	41.643	28.931	225.9	11:42.151	7		1:27.987	22.108	39.325	26.554	227.8	10:41.536
8		1:35.850	23.167	42.092	30.591	226.4	13:18.001	8		1:27.699	22.089	39.233	26.377	228.3	12:09.235
9		1:36.828	23.228	43.308	30.292	225.9	14:54.829	9		1:56.633	22.029	43.574	51.030	229.2	14:05.868
10		1:46.837	23.225	43.484	40.128	225.9	16:41.666	10		2:32.968	36.334	1:07.254	49.380	142.4	16:38.836
11		2:29.085	33.623	1:01.380	54.082	153.8	19:10.751	11		2:30.285	34.091	1:01.853	54.341	131.3	19:09.121
12		1:37.402	24.013	43.435	29.954	228.8	20:48.153	12		1:35.009	23.729	42.961	28.319	227.3	20:44.130
13		1:36.072	23.529	42.579	29.964	227.3	22:24.225	13		1:32.387	23.190	41.730	27.467	229.2	22:16.517
14		1:34.626	23.321	41.701	29.604	225.4	23:58.851	14		1:29.508	22.335	40.276	26.897	231.2	23:46.025
15		1:34.137	23.316	42.053	28.768	225.9	25:32.988	15		1:29.086	22.237	40.097	26.752	229.2	25:15.111
16		1:34.151	23.007	42.002	29.142	226.4	27:07.139	16		1:28.857	22.112	39.830	26.915	229.7	26:43.968
17		1:33.738	23.125	41.773	28.840	226.4	28:40.877	17		1:28.854	22.175	39.899	26.780	230.2	28:12.822
18		1:33.791	23.266	41.891	28.634	226.8	30:14.668	18		1:28.216	22.175	39.436	26.605	229.7	29:41.038
19		1:32.488	23.081	40.773	28.634	226.8	31:47.156	19		1:28.327	22.121	39.443	26.763	229.2	31:09.365
20		1:32.463	23.028	41.030	28.405	226.8	33:19.619	20		1:28.635	22.475	39.501	26.659	228.3	32:38.000





**Red Bull Ring**  
**Formula Regional European Char**  
**Race - 2**  
**Lap Analysis**



17

Igor Fraga

F3 Tatuus 318 A.R. **28**

Marcos Siebert

F3 Tatuus 318 A.R.

DR Formula

US Racing

Lap D	Time	Sector 1	Sector 2	Sector 3	T. Spd	Elapsed	Lap D	Time	Sector 1	Sector 2	Sector 3	T. Spd	Elapsed
1	1:34.698	25.633	41.637	27.428	222.2	1:34.698	1	1:42.135	26.519	48.010	27.606	224.5	1:42.135
2	1:32.211	22.760	42.316	27.135	223.6	3:06.909	2	1:32.223	22.783	41.838	27.602	226.4	3:14.358
3	1:29.798	22.616	40.476	26.706	224.5	4:36.707	3	1:29.843	22.962	39.988	26.893	223.1	4:44.201
4	1:28.923	22.563	39.670	26.690	224.5	6:05.630	4	1:28.737	22.361	39.909	26.467	229.2	6:12.938
5	1:28.085	22.403	39.261	26.421	225.0	7:33.715	5	1:29.231	22.446	39.964	26.821	228.3	7:42.169
6	1:27.785	22.269	39.286	26.230	224.0	9:01.500	6	1:28.704	22.270	39.881	26.553	230.7	9:10.873
7	1:27.430	22.207	39.113	26.110	226.8	10:28.930	7	1:28.023	22.258	39.403	26.362	227.8	10:38.896
8	1:27.426	22.141	39.102	26.183	225.9	11:56.356	8	1:28.444	22.178	39.618	26.648	228.8	12:07.340
9	2:01.021	22.223	42.087	56.711	225.4	13:57.377	9	1:56.774	22.147	43.685	50.942	231.2	14:04.114
10	2:34.426	38.695	1:07.935	47.796	113.3	16:31.803	10	2:32.606	35.738	1:07.896	48.972	122.0	16:36.720
11	2:34.888	34.584	1:02.657	57.647	126.4	19:06.691	11	2:31.551	34.067	1:01.919	55.565	102.3	19:08.271
12	1:38.359 P	23.659	41.528	33.172	223.6	20:45.050	12	1:33.856	23.751	41.788	28.317	229.7	20:42.127
13	1:46.946	40.139	40.076	26.731	222.6	22:31.996	13	1:31.552	23.306	41.130	27.116	227.3	22:13.679
14	1:28.344	22.355	39.451	26.538	225.9	24:00.340	14	1:29.283	22.501	40.037	26.745	227.8	23:42.962
15	1:28.721	22.225	40.024	26.472	230.2	25:29.061	15	1:28.914	22.315	40.295	26.304	227.3	25:11.876
16	1:28.264	22.311	39.528	26.425	224.5	26:57.325	16	1:28.382	22.139	39.902	26.341	228.3	26:40.258
17	1:28.019	22.352	39.361	26.306	225.4	28:25.344	17	1:28.371	22.082	40.055	26.234	227.3	28:08.629
18	1:27.696	22.272	39.158	26.266	226.4	29:53.040	18	1:28.874	22.535	40.015	26.324	213.8	29:37.503
19	1:27.368	22.169	38.925	26.274	226.4	31:20.408	19	1:27.973	22.276	39.537	26.160	227.8	31:05.476
20	1:27.545	22.222	39.009	26.314	226.4	32:47.953	20	1:28.433	22.235	39.835	26.363	231.7	32:33.909

25

Alexandre Bardinon

F3 Tatuus 318 A.R. **41**

Raul Guzman

F3 Tatuus 318 A.R.

R

Van Amersfoort Racing

R

DR Formula

Lap D	Time	Sector 1	Sector 2	Sector 3	T. Spd	Elapsed	Lap D	Time	Sector 1	Sector 2	Sector 3	T. Spd	Elapsed
1	1:41.001	28.817	43.426	28.758	232.2	1:41.001	1	1:38.907	27.037	43.549	28.321	225.9	1:38.907
2	1:33.083	22.841	42.468	27.774	231.2	3:14.084	2	1:32.249	22.787	41.646	27.816	225.9	3:11.156
3	1:32.291	23.458	41.580	27.253	216.4	4:46.375	3	1:31.895	22.726	40.892	28.277	226.8	4:43.051
4	1:31.766	23.161	40.839	27.766	226.8	6:18.141	4	1:40.998 P	24.743	41.998	34.257	225.4	6:24.049
5	1:28.877	22.596	39.668	26.613	228.8	7:47.018							
6	1:29.315	23.346	39.424	26.545	227.3	9:16.333							
7	1:27.892	22.403	39.151	26.338	228.3	10:44.225							
8		22.207	39.253		229.7								

46

Isac Blomqvist

F3 Tatuus 318 A.R.

R

Kic Motorsport

Lap D	Time	Sector 1	Sector 2	Sector 3	T. Spd	Elapsed
1	1:39.479	27.916	43.076	28.487	224.5	1:39.479
2	1:32.495	22.959	42.157	27.379	226.8	3:11.974
3	1:31.813	23.316	41.592	26.905	226.8	4:43.787
4	1:28.913	22.391	39.782	26.740	231.2	6:12.700
5	1:28.611	22.204	39.794	26.613	232.2	7:41.311
6	1:27.880	22.254	39.239	26.387	226.4	9:09.191
7	1:29.191	22.229	40.403	26.559	225.9	10:38.382
8	1:28.608	22.105	39.780	26.723	231.7	12:06.990
9	1:56.089	22.129	42.645	51.315	229.2	14:03.079
10	2:32.871	35.744	1:08.017	49.110	121.2	16:35.950
11	2:31.912	34.085	1:01.686	56.141	118.2	19:07.862
12	1:35.620	23.476	43.836	28.308	230.2	20:43.482
13	1:31.634	23.426	40.994	27.214	227.8	22:15.116
14	1:29.587	22.481	40.040	27.066	231.2	23:44.703
15	1:28.822	22.272	39.838	26.712	231.7	25:13.525
16		22.083			233.2	

27

David Schumacher

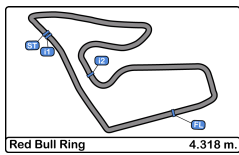
F3 Tatuus 318 A.R.

R

US Racing

Lap D	Time	Sector 1	Sector 2	Sector 3	T. Spd	Elapsed
1	1:37.747	27.404	42.613	27.730	225.0	1:37.747
2	1:31.234	22.752	41.476	27.006	224.0	3:08.981
3	1:29.792	22.652	40.440	26.700	225.4	4:38.773
4	1:28.672	22.370	39.922	26.380	226.8	6:07.445
5	1:27.932	22.249	39.292	26.391	226.8	7:35.377
6	1:27.506	22.222	39.202	26.082	227.3	9:02.883
7	1:27.290	22.143	39.105	26.042	228.3	10:30.173
8	1:27.278	22.125	39.041	26.112	228.8	11:57.451
9	2:01.119	22.056	43.307	55.756	229.2	13:58.570
10	2:33.833	38.148	1:07.867	47.818	113.9	16:32.403
11	2:34.437	34.891	1:02.333	57.213	130.9	19:06.840
12	1:35.058	23.785	42.290	28.983	225.4	20:41.898
13	1:31.281	23.227	40.807	27.247	228.8	22:13.179
14	1:29.218	22.320	40.292	26.606	233.2	23:42.397
15	1:28.804	22.213	39.803	26.788	233.2	25:11.201
16	1:28.527	22.082	39.752	26.693	232.7	26:39.728
17	1:28.495	22.162	39.902	26.431	230.2	28:08.223
18	1:28.156	22.558	39.340	26.258	225.9	29:36.379
19	1:27.577	22.119	39.198	26.260	227.8	31:03.956
20	1:28.675	22.241	39.819	26.615	222.6	32:32.631





**Red Bull Ring**  
**Formula Regional European Char**  
**Race - 2**  
**Lap Analysis**



**64**

Olli Caldwell

F3 Tatuus 318 A.R.

**99**

Sophia Flörsch

F3 Tatuus 318 A.R.

R

Prema Powerteam

Van Amersfoort Racing

Lap	D	Time	Sector 1	Sector 2	Sector 3	T. Spd	Elapsed	Lap	D	Time	Sector 1	Sector 2	Sector 3	T. Spd	Elapsed
1		1:38.253	28.058	42.277	27.918	225.0	1:38.253	1		2:01.190	28.504	1:04.737	27.949	233.7	2:01.190
2		1:31.393	22.701	41.562	27.130	226.8	3:09.646	2		1:44.110	22.529	54.903	26.678	230.7	3:45.300
3		1:29.668	22.613	40.135	26.920	226.4	4:39.314	3		1:29.210	22.288	40.427	26.495	229.7	5:14.510
4		<b>1:29.184</b>	<b>22.457</b>	<b>39.953</b>	<b>26.774</b>	226.8	6:08.498	4		1:28.428	22.280	39.647	26.501	228.3	6:42.938
5			22.614			225.0		5		1:27.757	22.163	39.253	26.341	229.7	8:10.695

**74**

Enzo Fittipaldi

F3 Tatuus 318 A.R.

R

Prema Powerteam

Lap	D	Time	Sector 1	Sector 2	Sector 3	T. Spd	Elapsed	Lap	D	Time	Sector 1	Sector 2	Sector 3	T. Spd	Elapsed
1		1:47.215	25.826	54.055	27.334	227.8	1:47.215	6		<b>1:27.465</b>	22.033	<b>39.105</b>	26.327	231.2	9:38.160
2		1:29.878	22.380	40.621	26.877	228.3	3:17.093	7		1:27.521	22.130	39.195	<b>26.196</b>	229.2	11:05.681
3		1:29.725	22.254	40.113	27.358	230.7	4:46.818	8		1:28.638	23.006	39.161	26.471	228.3	12:34.319
4		1:28.789	22.570	40.030	26.189	224.5	6:15.607	9		1:34.442	22.394	40.615	31.433	231.2	14:08.761
5		<b>1:27.371</b>	22.171	<b>39.057</b>	<b>26.143</b>	227.8	7:42.978	10		2:32.004	35.094	1:06.987	49.923	124.5	16:40.765
6		1:28.629	21.977	40.263	26.389	228.8	9:11.607	11		2:28.928	33.472	1:01.612	53.844	142.2	19:09.693
7		1:27.650	22.033	39.438	26.179	230.2	10:39.257	12		1:34.047	23.488	42.381	28.178	226.8	20:43.740
8		1:28.414	22.157	39.447	26.810	230.2	12:07.671	13		1:31.067	23.130	40.643	27.294	231.2	22:14.807
9		1:56.847	22.146	43.873	50.828	231.2	14:04.518	14		1:29.475	22.503	40.053	26.919	233.2	23:44.282
10		2:33.681	35.956	1:08.060	49.665	158.8	16:38.199	15		1:28.825	22.095	40.076	26.654	229.7	25:13.107
11		2:30.334	33.188	1:02.636	54.510	113.5	19:08.533	16		1:28.161	22.071	39.544	26.546	231.2	26:41.268
12		1:34.736	23.335	42.655	28.746	226.8	20:43.269	17		1:28.554	22.034	39.896	26.624	233.2	28:09.822
13		1:30.774	22.831	40.687	27.256	229.7	22:14.043	18		1:28.657	22.164	39.922	26.571	231.7	29:38.479
14		1:29.297	22.453	40.114	26.730	231.2	23:43.340	19		1:28.135	<b>21.984</b>	39.774	26.377	233.7	31:06.614
15		1:28.935	22.169	40.492	26.274	233.2	25:12.275	20		1:28.265	22.084	39.640	26.541	232.7	32:34.879
16		1:28.378	<b>21.959</b>	39.888	26.531	231.7	26:40.653								
17		1:28.442	21.970	40.130	26.342	223.1	28:09.095								
18		1:28.726	22.198	40.300	26.228	211.3	29:37.821								
19		1:28.088	22.146	39.706	26.236	233.2	31:05.909								
20		1:28.365	22.070	40.018	26.277	231.7	32:34.274								

**95**

Tom Beckhäuser

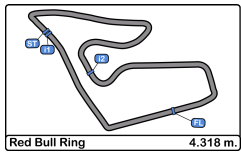
F3 Tatuus 318 A.R.

R

Technorace Srl

Lap	D	Time	Sector 1	Sector 2	Sector 3	T. Spd	Elapsed
1		2:00.488	27.846	1:03.330	29.312	225.4	2:00.488
2		1:37.288	23.185	46.365	27.738	219.5	3:37.776
3		1:30.353	22.935	40.207	27.211	222.6	5:08.129
4		1:28.963	22.607	39.776	26.580	223.1	6:37.092
5		1:28.755	22.522	39.588	26.645	224.0	8:05.847
6		1:28.450	22.588	39.527	26.335	223.1	9:34.297
7		1:28.108	22.485	39.367	<b>26.256</b>	224.0	11:02.405
8		1:29.233	22.440	39.595	27.198	223.6	12:31.638
9		1:35.724	23.024	39.839	32.861	222.6	14:07.362
10		2:32.388	35.670	1:07.093	49.625	140.8	16:39.750
11		2:29.492	33.625	1:01.972	53.895	124.5	19:09.242
12		1:34.096	23.444	42.316	28.336	228.3	20:43.338
13		1:32.440	23.552	41.410	27.478	223.6	22:15.778
14		1:29.410	22.775	39.847	26.788	225.9	23:45.188
15		1:28.974	22.365	39.779	26.830	227.8	25:14.162
16		1:29.054	22.276	40.147	26.631	228.3	26:43.216
17		1:28.204	22.489	39.450	26.265	226.4	28:11.420
18		1:28.109	22.323	39.434	26.352	226.8	29:39.529
19		1:28.097	22.323	39.489	26.285	227.8	31:07.626
20		<b>1:27.693</b>	<b>22.202</b>	<b>39.026</b>	26.465	228.8	32:35.319



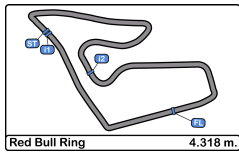


**Red Bull Ring**  
**Formula Regional European Char**  
**Race - 2**  
**Analysis by Lap**



Num	Lap Time	Gap	Num	Lap Time	Gap	Num	Lap Time	Gap	Num	Lap Time	Gap	Num	Lap Time	Gap	
<b>Lap 1</b>			<b>Lap 4</b>			<b>Lap 6</b>			<b>Lap 9</b>			<b>Lap 12</b>			
17	1:34.698		17	1:28.923		17	1:27.785		17	2:01.021		2	1:34.216		
27	1:37.747	03.049	27	1:28.672	01.815	27	1:27.506	01.383	27	2:01.119	01.193	10	1:34.195	00.495	
64	1:38.253	03.555	64	1:29.184	02.868	2	1:27.182	03.092	2	2:02.944	03.656	27	1:35.058	00.639	
41	1:38.907	04.209	2	1:27.859	04.381	46	1:27.880	07.691	10	1:55.587	04.691	28	1:33.856	00.868	
46	1:39.479	04.781	10	1:28.846	06.632	10	1:28.113	08.448	46	1:56.089	05.702	74	1:34.736	02.010	
10	1:39.728	05.030	46	1:28.913	07.070	28	1:28.704	09.373	28	1:56.774	06.737	95	1:34.096	02.079	
2	1:40.085	05.387	28	1:28.737	07.308	74	1:28.629	10.107	74	1:56.847	07.141	46	1:35.620	02.223	
25	1:41.001	06.303	74	1:28.789	09.977	15	1:27.970	12.049	15	1:56.633	08.491	99	1:34.047	02.481	
28	1:42.135	07.437	15	1:30.901	11.843	25	1:29.315	14.833	95	1:35.724	09.985	15	1:35.009	02.871	
15	1:46.261	11.563	25	1:31.766	12.511	95	1:28.450	32.797	99	1:34.442	11.384	17	1:38.359	03.791	
74	1:47.215	12.517	41	1:40.998	18.419	99	1:27.465	36.660	7	1:36.828	57.452	7	1:37.402	06.894	
95	2:00.488	25.790	95	1:28.963	31.462	7	1:34.073	1:06.892	<b>Num</b>	<b>Lap Time</b>	<b>Gap</b>	<b>Num</b>	<b>Lap Time</b>	<b>Gap</b>	
7	2:01.122	26.424	99	1:28.428	37.308	7	1:34.073	1:06.892	<b>Lap 10</b>			<b>Lap 13</b>			
99	2:01.190	26.492	7	1:36.938	53.439	<b>Num</b>	<b>Lap Time</b>	<b>Gap</b>	17	2:34.426		2	1:30.490		
<b>Num</b>	<b>Lap Time</b>	<b>Gap</b>	<b>Num</b>	<b>Lap Time</b>	<b>Gap</b>	<b>Num</b>	<b>Lap Time</b>	<b>Gap</b>	27	2:33.833	00.600	10	1:31.033	01.038	
<b>Lap 2</b>			<b>Num</b>	<b>Lap Time</b>	<b>Gap</b>	<b>Lap 7</b>			2	2:33.056	02.286	27	1:31.281	01.430	
17	1:32.211		28	1:28.737	07.308	17	1:27.430		10	2:32.903	03.168	28	1:31.552	01.930	
27	1:31.234	02.072	28	1:28.737	07.308	27	1:27.290	01.243	46	2:32.871	04.147	74	1:30.774	02.294	
64	1:31.393	02.737	74	1:28.789	09.977	2	1:26.781	02.443	28	2:32.606	04.917	99	1:31.067	03.058	
41	1:32.249	04.247	15	1:30.901	11.843	10	1:27.970	08.988	74	2:33.681	06.396	46	1:31.634	03.367	
46	1:32.495	05.065	25	1:31.766	12.511	46	1:29.191	09.452	15	2:32.968	07.033	95	1:32.440	04.029	
2	1:32.028	05.204	41	1:40.998	18.419	28	1:28.023	09.966	95	2:32.388	07.947	15	1:32.387	04.768	
10	1:32.978	05.797	95	1:28.963	31.462	74	1:27.650	10.327	99	2:32.004	08.962	7	1:36.072	12.476	
25	1:33.083	07.175	99	1:28.428	37.308	15	1:27.987	12.606	7	1:46.837	09.863	17	1:46.946	20.247	
28	1:32.223	07.449	7	1:36.938	53.439	25	1:27.892	15.295	<b>Num</b>	<b>Lap Time</b>	<b>Gap</b>	<b>Num</b>	<b>Lap Time</b>	<b>Gap</b>	
15	1:30.519	09.871	<b>Num</b>	<b>Lap Time</b>	<b>Gap</b>	95	1:28.108	33.475	<b>Lap 11</b>			<b>Lap 14</b>			
74	1:29.878	10.184	<b>Lap 5</b>	17	1:28.085		99	1:27.521	36.751	17	2:34.888		2	1:28.928	
95	1:37.288	30.867	17	1:28.085		7	1:33.759	1:13.221	27	2:34.437	00.149	10	1:29.139	01.249	
7	1:41.744	35.957	27	1:27.932	01.662	7	1:33.759	1:13.221	2	2:32.954	00.352	27	1:29.218	01.720	
99	1:44.110	38.391	2	1:27.399	03.695	<b>Num</b>	<b>Lap Time</b>	<b>Gap</b>	10	2:32.588	00.868	28	1:29.283	02.285	
<b>Num</b>	<b>Lap Time</b>	<b>Gap</b>	46	1:28.611	07.596	<b>Lap 8</b>			46	2:31.912	01.171	74	1:29.297	02.663	
<b>Lap 3</b>			10	1:29.573	08.120	17	1:27.426		28	2:31.551	01.580	99	1:29.475	03.605	
17	1:29.798		28	1:29.231	08.454	27	1:27.278	01.095	74	2:30.334	01.842	46	1:29.587	04.026	
27	1:29.792	02.066	74	1:27.371	09.263	2	1:26.716	01.733	15	2:30.285	02.430	95	1:29.410	04.511	
64	1:29.668	02.607	15	1:28.106	11.864	10	1:28.563	10.125	95	2:29.492	02.551	15	1:29.508	05.348	
2	1:30.039	05.445	25	1:28.877	13.303	46	1:28.608	10.634	99	2:28.928	03.002	7	1:34.626	18.174	
41	1:31.895	06.344	95	1:28.755	32.132	28	1:28.444	10.984	7	2:29.085	04.060	17	1:28.344	19.663	
10	1:30.710	06.709	99	1:27.757	36.980	74	1:28.414	11.315							
46	1:31.813	07.080	7	1:35.250	1:00.604	15	1:27.699	12.879							
						95	1:29.233	35.282							
						99	1:28.638	37.963							
						7	1:35.850	1:21.645							





**Red Bull Ring**  
**Formula Regional European Char**  
**Race - 2**  
**Analysis by Lap**



Num	Lap Time	Gap
-----	----------	-----

**Lap 15**

2	1:28.597	
10	1:28.866	01.518
27	1:28.804	01.927
28	1:28.914	02.602
74	1:28.935	03.001
99	1:28.825	03.833
46	1:28.822	04.251
95	1:28.974	04.888
15	1:29.086	05.837
17	1:28.721	19.787
7	1:34.137	23.714

Num	Lap Time	Gap
-----	----------	-----

**Lap 16**

2	1:28.026	
10	1:28.390	01.882
27	1:28.527	02.428
28	1:28.382	02.958
74	1:28.378	03.353
99	1:28.161	03.968
95	1:29.054	05.916
15	1:28.857	06.668
17	1:28.264	20.025
7	1:34.151	29.839

Num	Lap Time	Gap
-----	----------	-----

**Lap 17**

2	1:29.554	
10	1:28.800	01.128
27	1:28.495	01.369
28	1:28.371	01.775
74	1:28.442	02.241
99	1:28.554	02.968
95	1:28.204	04.566
15	1:28.854	05.968
17	1:28.019	18.490
7	1:33.738	34.023

Num	Lap Time	Gap
-----	----------	-----

**Lap 18**

2	1:27.935	
27	1:28.156	01.590

Num	Lap Time	Gap
-----	----------	-----

10	1:29.207	02.400
28	1:28.874	02.714
74	1:28.726	03.032
99	1:28.657	03.690
95	1:28.109	04.740
15	1:28.216	06.249
17	1:27.696	18.251
7	1:33.791	39.879

Num	Lap Time	Gap
-----	----------	-----

**Lap 19**

2	1:27.581	
27	1:27.577	01.586
10	1:27.940	02.759
28	1:27.973	03.106
74	1:28.088	03.539
99	1:28.135	04.244
95	1:28.097	05.256
15	1:28.327	06.995
17	1:27.368	18.038
7	1:32.488	44.786

Num	Lap Time	Gap
-----	----------	-----

10	1:27.940	02.759
28	1:27.973	03.106
74	1:28.088	03.539
99	1:28.135	04.244
95	1:28.097	05.256
15	1:28.327	06.995
17	1:27.368	18.038
7	1:32.488	44.786

Num	Lap Time	Gap
-----	----------	-----

**Lap 20**

2	1:28.860	
27	1:28.675	01.401
10	1:28.082	01.981
28	1:28.433	02.679
74	1:28.365	03.044
99	1:28.265	03.649
95	1:27.693	04.089
15	1:28.635	06.770
17	1:27.545	16.723
7	1:32.463	48.389

Num	Lap Time	Gap
-----	----------	-----

10	1:28.082	01.981
28	1:28.433	02.679
74	1:28.365	03.044
99	1:28.265	03.649
95	1:27.693	04.089
15	1:28.635	06.770
17	1:27.545	16.723
7	1:32.463	48.389







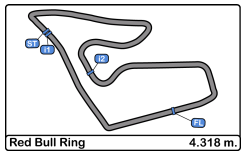
**Red Bull Ring**  
**Formula Regional European Char**  
**Race - 2**



**Best Sectors Results**

Sector - 1			Sector - 2			Sector - 3			Ideal Lap vs Best Lap						
Clas	Nº	Driver	Time	Nº	Driver	Time	Nº	Driver	Time	Clas	Nº	Driver	Ideal Lap	Best Lap	Clas
1	2	Frederik Vesti	21.821	17	Igor Fraga	38.925	2	Frederik Vesti	25.871	1	2	Frederik Vesti	1:26.623	1:26.716	1
2	74	Enzo Fittipaldi	21.959	2	Frederik Vesti	38.931	27	David Schumacher	26.042	2	27	David Schumacher	1:27.139	1:27.278	2
3	99	Sophia Flörsch	21.984	95	Tom Beckhäuser	39.026	17	Igor Fraga	26.110	3	74	Enzo Fittipaldi	1:27.159	1:27.371	4
4	15	Matteo Nannini	22.029	27	David Schumacher	39.041	74	Enzo Fittipaldi	26.143	4	17	Igor Fraga	1:27.176	1:27.368	3
5	27	David Schumacher	22.056	74	Enzo Fittipaldi	39.057	28	Marcos Siebert	26.160	5	99	Sophia Flörsch	1:27.285	1:27.465	5
6	28	Marcos Siebert	22.082	10	Konsta Lappalainen	39.097	99	Sophia Flörsch	26.196	6	95	Tom Beckhäuser	1:27.484	1:27.693	6
7	46	Isac Blomqvist	22.083	99	Sophia Flörsch	39.105	95	Tom Beckhäuser	26.256	7	15	Matteo Nannini	1:27.639	1:27.699	7
8	17	Igor Fraga	22.141	25	Alexandre Bardinon	39.151	25	Alexandre Bardinon	26.338	8	28	Marcos Siebert	1:27.645	1:27.973	11
9	95	Tom Beckhäuser	22.202	15	Matteo Nannini	39.233	10	Konsta Lappalainen	26.361	9	10	Konsta Lappalainen	1:27.684	1:27.940	10
10	25	Alexandre Bardinon	22.207	46	Isac Blomqvist	39.239	15	Matteo Nannini	26.377	10	25	Alexandre Bardinon	1:27.696	1:27.892	9
11	10	Konsta Lappalainen	22.226	28	Marcos Siebert	39.403	46	Isac Blomqvist	26.387	11	46	Isac Blomqvist	1:27.709	1:27.880	8
12	64	Olli Caldwell	22.457	64	Olli Caldwell	39.953	64	Olli Caldwell	26.774	12	64	Olli Caldwell	1:29.184	1:29.184	12
13	41	Raul Guzman	22.726	7	Sharon Scolari	40.773	41	Raul Guzman	27.816	13	41	Raul Guzman	1:31.434	1:31.895	13
14	7	Sharon Scolari	23.007	41	Raul Guzman	40.892	7	Sharon Scolari	28.405	14	7	Sharon Scolari	1:32.185	1:32.463	14



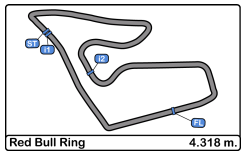


**Red Bull Ring**  
**Formula Regional European Char**  
**Race - 2**  
**Leader Sequence**



<b>Nº</b>	<b>Driver</b>	<b>Nat</b>	<b>Competitor</b>	<b>Nat</b>	<b>Start Lap</b>	<b>End Lap</b>	<b>Laps</b>	<b>Total Laps</b>
17	Igor Fraga	BRA	DR Formula	PRT	1	11	11	11
2	Frederik Vesti	DNK	Prema Powerteam	ITA	R	12	20	9





**Red Bull Ring**  
**Formula Regional European Char**  
**Race - 2**  
**Best 5 Lap Times**



Cls	Nº	Driver	Nat	Competitor	Nat			Best 1		Best 2		Best 3		Best 4		Best 5	
								Time	Lap	Time	Lap	Time	Lap	Time	Lap	Time	Lap
1	2	Frederik Vesti	DNK	Prema Powerteam	ITA	R	1	1:26.716	8	1:26.781	7	1:27.182	6	1:27.399	5	1:27.581	19
2	27	David Schumacher	DEU	US Racing	DEU	R	2	1:27.278	8	1:27.290	7	1:27.506	6	1:27.577	19	1:27.932	5
3	17	Igor Fraga	BRA	DR Formula	PRT			1:27.368	19	1:27.426	8	1:27.430	7	1:27.545	20	1:27.696	18
4	74	Enzo Fittipaldi	BRA	Prema Powerteam	ITA	R	3	1:27.371	5	1:27.650	7	1:28.088	19	1:28.365	20	1:28.378	16
5	99	Sophia Flörsch	DEU	Van Amersfoort Racing	NDL			1:27.465	6	1:27.521	7	1:27.757	5	1:28.135	19	1:28.161	16
6	95	Tom Beckhäuser	CZE	Technorace Srl	ITA	R	4	1:27.693	20	1:28.097	19	1:28.108	7	1:28.109	18	1:28.204	17
7	15	Matteo Nannini	ITA	Corbetta C. alias Sc. DF	ITA	R	5	1:27.699	8	1:27.970	6	1:27.987	7	1:28.106	5	1:28.216	18
8	46	Isac Blomqvist	SW	Kic Motorsport	FIN	R	6	1:27.880	6	1:28.608	8	1:28.611	5	1:28.822	15	1:28.913	4
9	25	Alexandre Bardinon	FRA	Van Amersfoort Racing	FRA	R	7	1:27.892	7	1:28.877	5	1:29.315	6	1:31.766	4	1:32.291	3
10	10	Konsta Lappalainen	FIN	Kic Motorsport	FIN	R	8	1:27.940	19	1:27.970	7	1:28.082	20	1:28.113	6	1:28.390	16
11	28	Marcos Siebert	ARG	US Racing	DEU			1:27.973	19	1:28.023	7	1:28.371	17	1:28.382	16	1:28.433	20
12	64	Olli Caldwell	GBR	Prema Powerteam	ITA	R	9	1:29.184	4	1:29.668	3	1:31.393	2	1:38.253	1		
13	41	Raul Guzman	MEX	DR Formula	PRT	R	10	1:31.895	3	1:32.249	2	1:38.907	1	1:40.998	4		
14	7	Sharon Scolari	CHE	Scorace Team	CHE			1:32.463	20	1:32.488	19	1:33.738	17	1:33.759	7	1:33.791	18

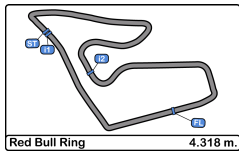


**Red Bull Ring**  
**Formula Regional European Char**  
**Race - 2**  
**Best 5 Top Speeds**



Cls	Nº	Driver	Nat	Competitor	Nat		Top 1		Top 2		Top 3		Top 4		Top 5		Avg
							Km/h	Lap	Km/h	Lap	Km/h	Lap	Km/h	Lap	Km/h	Lap	
1	99	Sophia Flörsch	DEU	Van Amersfoort Racing	NDL		233.7	1	233.7	19	233.2	14	233.2	17	232.7	20	233.3
2	27	David Schumacher	DEU	US Racing	DEU	R 1	233.2	14	233.2	15	232.7	16	230.2	17	229.2	9	231.7
3	46	Isac Blomqvist	SW	Kic Motorsport	FIN	R 2	233.2	16	232.2	5	231.7	8	231.7	15	231.2	4	232.0
4	74	Enzo Fittipaldi	BRA	Prema Powerteam	ITA	R 3	233.2	15	233.2	19	231.7	16	231.7	20	231.2	9	232.2
5	25	Alexandre Bardinon	FRA	Van Amersfoort Racing	FRA	R 4	232.2	1	231.2	2	229.7	8	228.8	5	228.3	7	230.0
6	2	Frederik Vesti	DNK	Prema Powerteam	ITA	R 5	231.7	9	230.7	8	230.2	7	229.7	5	229.2	6	230.3
7	28	Marcos Siebert	ARG	US Racing	DEU		231.7	20	231.2	9	230.7	6	229.7	12	229.2	4	230.5
8	15	Matteo Nannini	ITA	Corbetta C. alias Sc. DF	ITA	R 6	231.2	14	230.2	17	229.7	16	229.7	18	229.2	9	230.0
9	17	Igor Fraga	BRA	DR Formula	PRT		230.2	15	226.8	7	226.4	18	226.4	19	226.4	20	227.2
10	7	Sharon Scolari	CHE	Scorace Team	CHE		228.8	12	227.8	1	227.3	13	226.8	18	226.8	19	227.5
11	10	Konsta Lappalainen	FIN	Kic Motorsport	FIN	R 7	228.8	3	227.8	19	227.3	2	227.3	6	227.3	16	227.7
12	95	Tom Beckhäuser	CZE	Technorace Srl	ITA	R 8	228.8	20	228.3	12	228.3	16	227.8	15	227.8	19	228.2
13	41	Raul Guzman	MEX	DR Formula	PRT	R 9	226.8	3	225.9	1	225.9	2	225.4	4			226.0
14	64	Olli Caldwell	GBR	Prema Powerteam	ITA	R 10	226.8	2	226.8	4	226.4	3	225.0	1	225.0	5	226.0



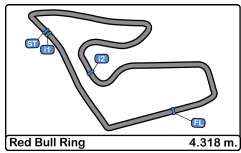


Red Bull Ring  
Formula Regional European Char  
Race - 2



Fastest Laps Sequence

Lap	Time of Day	Session Time	Nº	Driver	Nat	Competitor	Nat	Time	Km/h
2	9:44:16.870	3:06.870	17	Igor Fraga	BRA	DR Formula	PRT	1:32.211	168.5
2	9:44:18.942	3:08.942	27	David Schumacher	DEU	US Racing	DEU	R 1:31.234	170.3
2	9:44:26.740	3:16.740	15	Matteo Nannini	ITA	Corbetta C. alias Sc. DF	ITA	R 1:30.519	171.7
2	9:44:27.054	3:17.054	74	Enzo Fittipaldi	BRA	Prema Powerteam	ITA	R 1:29.878	172.9
3	9:45:46.667	4:36.667	17	Igor Fraga	BRA	DR Formula	PRT	1:29.798	173.1
3	9:45:48.734	4:38.734	27	David Schumacher	DEU	US Racing	DEU	R 1:29.792	173.1
3	9:45:49.274	4:39.274	64	Olli Caldwell	GBR	Prema Powerteam	ITA	R 1:29.668	173.3
3	9:46:24.471	5:14.471	99	Sophia Flörsch	DEU	Van Amersfoort Racing	NDL	1:29.210	174.2
4	9:47:15.590	6:05.590	17	Igor Fraga	BRA	DR Formula	PRT	1:28.923	174.8
4	9:47:17.406	6:07.406	27	David Schumacher	DEU	US Racing	DEU	R 1:28.672	175.3
4	9:47:19.971	6:09.971	2	Frederik Vesti	DNK	Prema Powerteam	ITA	R 1:27.859	176.9
5	9:48:47.370	7:37.370	2	Frederik Vesti	DNK	Prema Powerteam	ITA	R 1:27.399	177.8
5	9:48:52.939	7:42.939	74	Enzo Fittipaldi	BRA	Prema Powerteam	ITA	R 1:27.371	177.9
6	9:50:14.552	9:04.552	2	Frederik Vesti	DNK	Prema Powerteam	ITA	R 1:27.182	178.3
7	9:51:41.334	10:31.334	2	Frederik Vesti	DNK	Prema Powerteam	ITA	R 1:26.781	179.1
8	9:53:08.049	11:58.049	2	Frederik Vesti	DNK	Prema Powerteam	ITA	R 1:26.716	179.2

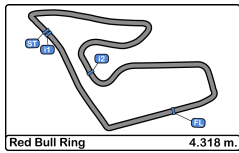


Red Bull Ring  
Formula Regional European Char  
Race - 2



Event Best Maximum Speed

Nº	Driver	Nat	Competitor	Nat		Km/h	Session
99	Sophia Flörsch	DEU	Van Amersfoort Racing	NDL		235.2	Race - 1
95	Tom Beckhäuser	CZE	Technorace Srl	ITA	R	233.7	Race - 1
41	Raul Guzman	MEX	DR Formula	PRT	R	233.2	Race - 1
27	David Schumacher	DEU	US Racing	DEU	R	233.2	Race - 2
74	Enzo Fittipaldi	BRA	Prema Powerteam	ITA	R	233.2	Race - 2
46	Isac Blomqvist	SWE	Kic Motorsport	FIN	R	233.2	Race - 2
25	Alexandre Bardinon	FRA	Van Amersfoort Racing	FRA	R	232.7	Race - 1
17	Igor Fraga	BRA	DR Formula	PRT		231.7	Qualifying - 1
2	Frederik Vesti	DNK	Prema Powerteam	ITA	R	231.7	Race - 2
28	Marcos Siebert	ARG	US Racing	DEU		231.7	Race - 2
15	Matteo Nannini	ITA	Corbetta C. alias Sc. DF	ITA	R	231.2	Race - 2
64	Olli Caldwell	GBR	Prema Powerteam	ITA	R	230.7	Free Practice - 1
10	Konsta Lappalainen	FIN	Kic Motorsport	FIN	R	229.2	Free Practice - 1
7	Sharon Scolari	CHE	Scorace Team	CHE		228.8	Race - 2



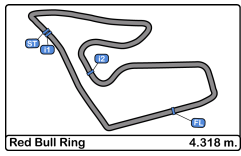
**Red Bull Ring**  
**Formula Regional European Char**  
**Race - 2**  
**Lap Chart**



**LAP**

Nr	Pos	Grid	1	2	3	4	5	6	7	8	9	10	11	12	13	14	15	16	17	18	19	20
2	1	2	17	17	17	17	17	17	17	17	17	17	17	2	2	2	2	2	2	2	2	2
17	2	17	27	27	27	27	27	27	27	27	27	27	27	10	10	10	10	10	10	27	27	27
74	3	74	64	64	64	64	2	2	2	2	2	2	2	27	27	27	27	27	27	10	10	10
27	4	27	41	41	2	2	46	46	10	10	10	10	10	28	28	28	28	28	28	28	28	28
15	5	15	46	46	41	10	10	10	46	46	46	46	46	74	74	74	74	74	74	74	74	74
64	6	64	10	2	10	46	28	28	28	28	28	28	28	95	99	99	99	99	99	99	99	99
28	7	28	2	10	46	28	74	74	74	74	74	74	74	46	46	46	46	95	95	95	95	95
41	8	41	25	25	28	74	15	15	15	15	15	15	15	99	95	95	95	15	15	15	15	15
46	9	46	28	28	25	15	25	25	25	95	95	95	95	15	15	15	15	17	17	17	17	17
95	10	95	15	15	15	25	95	95	95	99	99	99	99	17	7	7	17	7	7	7	7	7
10	11	10	74	74	74	41	99	99	99	7	7	7	7	7	17	17	7					
25	12	25	95	95	95	95	7	7	7													
7	13	7	7	7	99	99																
99	14	99	99	99	7	7																





**Red Bull Ring**  
**Formula Regional European Char**  
**Race - 2**  
**Graphic Lap Chart**



- 2
- 17
- 74
- 27
- 15
- 64
- 28
- 41
- 46
- 95
- 10
- 25
- 7
- 99





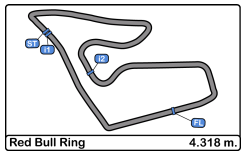


**Red Bull Ring**  
**Formula Regional European Char**  
**Race - 2**  
**Pit Stop Analysis**



<u>Nº</u>	<u>In Day Time</u>	<u>Driver</u>	<u>Nat</u>	<u>Competitor</u>	<u>Nat</u>	<u>In Time</u>	<u>Stop Nº</u>	<u>Pit Time</u>	<u>Handicap</u>	<u>Penalty</u>
17	10:01:49.545	Igor Fraga	BRA	DR Formula	PRT	20:39.585	1	23.801		

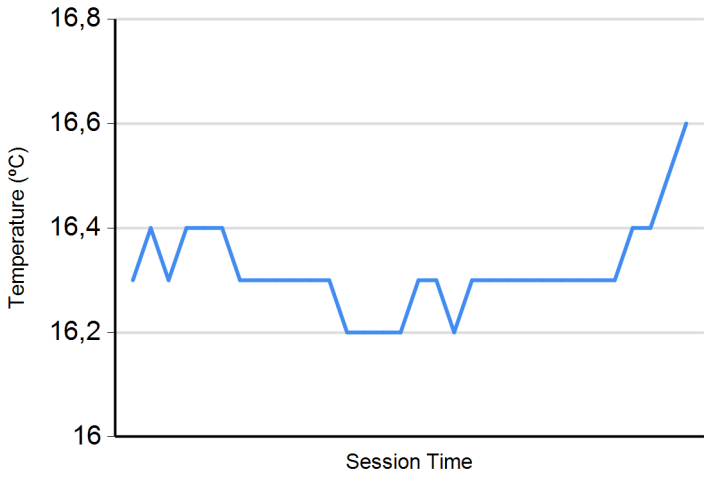




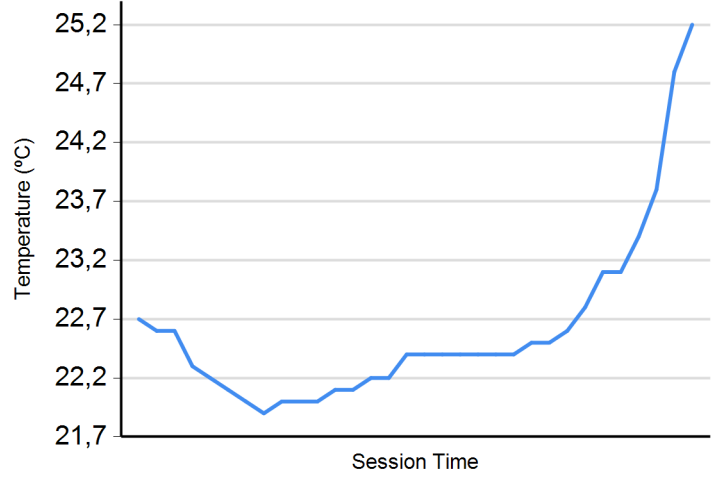
**Red Bull Ring**  
**Formula Regional European Char**  
**Race - 2**  
**Weather Report**



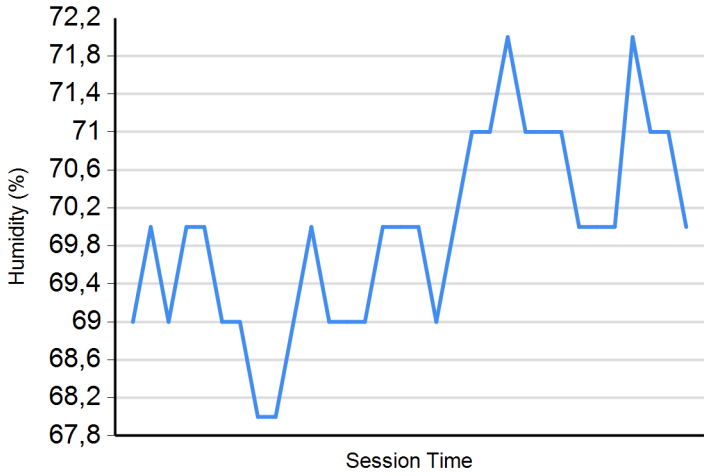
**Air Temperature**



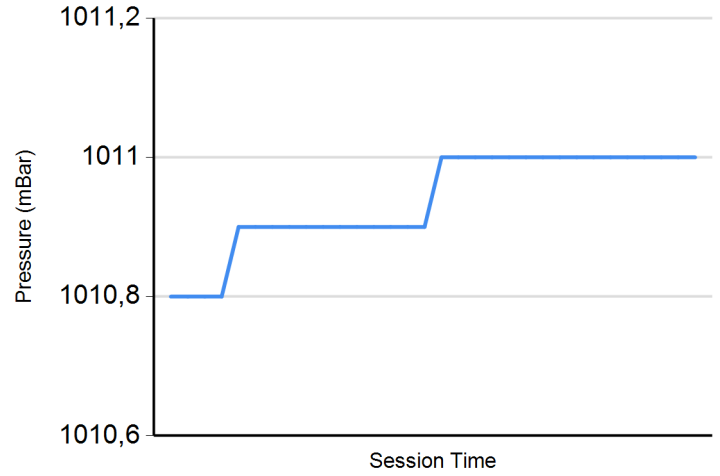
**Track Temperature**



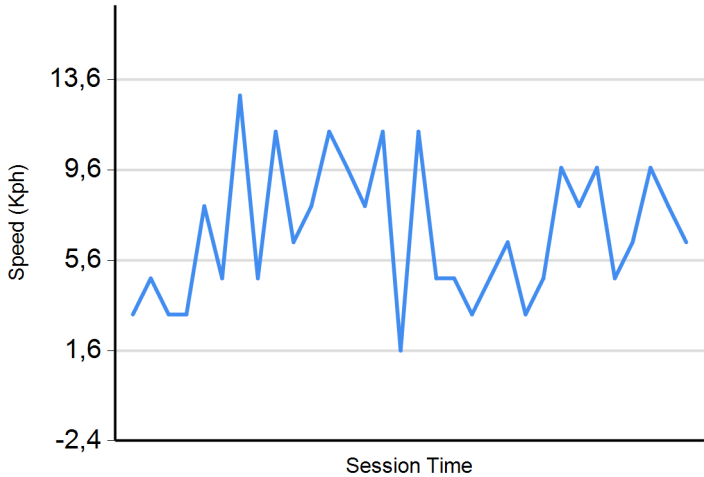
**Humidity**



**Pressure**



**Wind Speed**



**Wind direction**

North = 0°/360° Est = 90° South = 180° West = 270°

