



Red Bull Ring
Formula Regional European Char
Free Practice - 2
Provisional Results



Cls	Nº	Driver	Nat	Competitor	Nat	Laps	Best	Time	Gap	Interval	Km/h	
1	17	Igor Fraga	BRA	DR Formula	PRT	21	16	1:26.686			179.3	
2	27	David Schumacher	DEU	US Racing	DEU	R	1	20	1:26.792	0.106	0.106	179.1
3	99	Sophia Flörsch	DEU	Van Amersfoort Racing	NDL		19	18	1:26.810	0.124	0.018	179.0
4	2	Frederik Vesti	DNK	Prema Powerteam	ITA	R	2	20	1:26.822	0.136	0.012	179.0
5	74	Enzo Fittipaldi	BRA	Prema Powerteam	ITA	R	3	22	1:26.983	0.297	0.161	178.7
6	41	Raul Guzman	MEX	DR Formula	PRT	R	4	21	1:27.133	0.447	0.150	178.4
7	28	Marcos Siebert	ARG	US Racing	DEU		20	17	1:27.155	0.469	0.022	178.3
8	15	Matteo Nannini	ITA	Corbetta C. alias Sc. DF	ITA	R	5	22	1:27.156	0.470	0.001	178.3
9	10	Konsta Lappalainen	FIN	Kic Motorsport	FIN	R	6	21	1:27.166	0.480	0.010	178.3
10	46	Isac Blomqvist	SWE	Kic Motorsport	FIN	R	7	18	1:27.296	0.610	0.130	178.0
11	64	Olli Caldwell	GBR	Prema Powerteam	ITA	R	8	21	1:27.548	0.862	0.252	177.5
12	95	Tom Beckhäuser	CZE	Technorace A.S.D	ITA	R	9	22	1:27.575	0.889	0.027	177.5
13	25	Alexandre Bardinon	FRA	Van Amersfoort Racing	FRA		22	20	1:27.576	0.890	0.001	177.5
14	7	Sharon Scolari	CHE	Scorace Team	CHE		22	21	1:31.924	5.238	4.348	169.1

Published at:.....

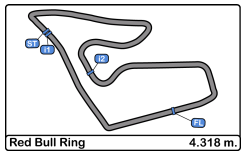
Track Temp: 34.4 °C Air Temp: 22.5 °C Humidity: 47 % Track Status: DRY

Stewards:

Race Director:

Timekeeper:





Red Bull Ring
Formula Regional European Char
Free Practice - 2
Provisional Results by Class



Cls	Nº	Driver	Nat	Competitor	Nat	Laps	Best	Time	Gap	Interval	Km/h	
1	17	Igor Fraga	BRA	DR Formula	PRT	21	16	1:26.686			179.3	
2	99	Sophia Flörsch	DEU	Van Amersfoort Racing	NDL	19	18	1:26.810	0.124	0.124	179.0	
3	28	Marcos Siebert	ARG	US Racing	DEU	20	17	1:27.155	0.469	0.345	178.3	
4	25	Alexandre Bardinon	FRA	Van Amersfoort Racing	FRA	22	20	1:27.576	0.890	0.421	177.5	
5	7	Sharon Scolari	CHE	Scorace Team	CHE	22	21	1:31.924	5.238	4.348	169.1	
Rookie												
1	27	David Schumacher	DEU	US Racing	DEU	R	20	16	1:26.792		179.1	
2	2	Frederik Vesti	DNK	Prema Powerteam	ITA	R	20	15	1:26.822	0.030	0.030	179.0
3	74	Enzo Fittipaldi	BRA	Prema Powerteam	ITA	R	22	21	1:26.983	0.191	0.161	178.7
4	41	Raul Guzman	MEX	DR Formula	PRT	R	21	20	1:27.133	0.341	0.150	178.4
5	15	Matteo Nannini	ITA	Corbetta C. alias Sc. DF	ITA	R	22	21	1:27.156	0.364	0.023	178.3
6	10	Konsta Lappalainen	FIN	Kic Motorsport	FIN	R	21	19	1:27.166	0.374	0.010	178.3
7	46	Isac Blomqvist	SWE	Kic Motorsport	FIN	R	18	17	1:27.296	0.504	0.130	178.0
8	64	Olli Caldwell	GBR	Prema Powerteam	ITA	R	21	16	1:27.548	0.756	0.252	177.5
9	95	Tom Beckhäuser	CZE	Technorace A.S.D	ITA	R	22	19	1:27.575	0.783	0.027	177.5

Published at:.....

Track Temp: 34.4 °C Air Temp: 22.5 °C Humidity: 47 % Track DRY

Stewards:	Race Director:	Timekeeper:
------------------	-----------------------	------------------------





Red Bull Ring
Formula Regional European Char
Free Practice - 2
Provisional 2 Fastest Lap Results



Cls	Nº	Driver	Nat	Competitor	Nat		Laps	Best	Time	Gap	Interval	Km/h
1	27	David Schumacher	DEU	US Racing	DEU	R	1	20	1:26.876			179.1
2	2	Frederik Vesti	DNK	Prema Powerteam	ITA	R	2	20	1:26.907	0.031	0.031	179.0
3	99	Sophia Flörsch	DEU	Van Amersfoort Racing	NDL			19	1:26.948	0.072	0.041	179.0
4	17	Igor Fraga	BRA	DR Formula	PRT			21	1:27.144	0.268	0.196	179.3
5	74	Enzo Fittipaldi	BRA	Prema Powerteam	ITA	R	3	22	1:27.150	0.274	0.006	178.7
6	28	Marcos Siebert	ARG	US Racing	DEU			20	1:27.160	0.284	0.010	178.3
7	15	Matteo Nannini	ITA	Corbetta C. alias Sc. DF	ITA	R	4	22	1:27.217	0.341	0.057	178.3
8	10	Konsta Lappalainen	FIN	Kic Motorsport	FIN	R	5	21	1:27.222	0.346	0.005	178.3
9	41	Raul Guzman	MEX	DR Formula	PRT	R	6	21	1:27.406	0.530	0.184	178.4
10	46	Isac Blomqvist	SWE	Kic Motorsport	FIN	R	7	18	1:27.450	0.574	0.044	178.0
11	25	Alexandre Bardinon	FRA	Van Amersfoort Racing	FRA			22	1:27.583	0.707	0.133	177.5
12	64	Olli Caldwell	GBR	Prema Powerteam	ITA	R	8	21	1:27.705	0.829	0.122	177.5
13	95	Tom Beckhäuser	CZE	Technorace A.S.D	ITA	R	9	22	1:27.791	0.915	0.086	177.5
14	7	Sharon Scolari	CHE	Scorace Team	CHE			22	1:32.349	5.473	4.558	169.1

Published at:.....

Track Temp: **34.4 °C** Air Temp: **22.5 °C** Humidity: **47 %** Track Status: **DRY**

Stewards:

Race Director:

Timekeeper:





Red Bull Ring
Formula Regional European Char
Free Practice - 2
Lap Analysis



2 Frederik Vesti F3 Tatuus 318 A.R. **10**
 R Prema Powerteam

Konsta Lappalainen F3 Tatuus 318 A.R.
 R Kic Motorsport

Lap	D	Time	Sector 1	Sector 2	Sector 3	T. Spd	Elapsed	Lap	D	Time	Sector 1	Sector 2	Sector 3	T. Spd	Elapsed
1		14:46:59.290	14:45:43.524	46.832	28.934	188.8	14:46:59.290	1		14:47:36.482 P	14:45:53.148	46.569	56.765	175.3	14:47:36.482
2		1:30.728	22.662	40.809	27.257	225.4	14:48:30.018	2		2:25.764	1:16.650	42.045	27.069	217.7	14:50:02.246
3		1:29.180	22.474	40.238	26.468	225.4	14:49:59.198	3		1:28.399	22.601	39.297	26.501	224.0	14:51:30.645
4		1:27.515	22.172	39.157	26.186	226.4	14:51:26.713	4		1:28.498	22.589	39.372	26.537	223.1	14:52:59.143
5		1:55.271	31.739	55.893	27.639	114.6	14:53:21.984	5		1:46.766	22.746	51.716	32.304	220.4	14:54:45.909
6		1:27.275	22.200	39.047	26.028	226.4	14:54:49.259	6		1:28.465	22.541	39.496	26.428	223.6	14:56:14.374
7		1:27.624	22.254	39.147	26.223	225.9	14:56:16.883	7		1:28.016	22.518	39.119	26.379	224.0	14:57:42.390
8		1:34.406	22.077	45.638	26.691	227.3	14:57:51.289	8		1:27.951	22.385	39.125	26.441	223.6	14:59:10.341
9		1:49.279 P	22.099	39.026	48.154	225.9	14:59:40.568	9		1:27.930	22.441	39.130	26.359	223.6	15:00:38.271
10		13:01.428	11:45.510	46.587	29.331	205.7	15:12:41.996	10		1:48.218 P	26.087	45.785	36.346	165.6	15:02:26.489
11		1:38.084	23.205	47.789	27.090	162.8	15:14:20.080	11		5:18.704	3:56.562	52.615	29.527	72.4	15:07:45.193
12		1:28.124	22.553	39.336	26.235	225.4	15:15:48.204	12		1:32.136	23.492	41.683	26.961	219.9	15:09:17.329
13		1:27.029	22.052	39.047	25.930	225.4	15:17:15.233	13		1:28.327	22.702	39.284	26.341	222.6	15:10:45.656
14		1:26.907	22.102	38.864	25.941	226.4	15:18:42.140	14		1:27.726	22.535	39.073	26.118	224.5	15:12:13.382
15		1:26.822	21.984	38.797	26.041	228.3	15:20:08.962	15		1:42.919	25.414	50.493	27.012	172.5	15:13:56.301
16		1:44.357	22.017	53.371	28.969	228.3	15:21:53.319	16		1:27.560	22.353	38.981	26.226	224.5	15:15:23.861
17		1:27.433	22.120	39.146	26.167	227.3	15:23:20.752	17		1:27.222	22.224	38.944	26.054	226.4	15:16:51.083
18		1:27.345	22.063	39.094	26.188	227.3	15:24:48.097	18		1:49.344	24.621	56.269	28.454	115.3	15:18:40.427
19		1:27.164	22.160	38.954	26.050	226.8	15:26:15.261	19		1:27.166	22.350	38.770	26.046	225.4	15:20:07.593
20		1:38.731 P	22.386	41.464	34.881	226.4	15:27:53.992	20		1:37.678	22.368	40.028	35.282	224.5	15:21:45.271

7 Sharon Scolari F3 Tatuus 318 A.R.
 R Scorse Team

15 Matteo Nannini F3 Tatuus 318 A.R.
 R Corbetta C. alias Sc. DF

Lap	D	Time	Sector 1	Sector 2	Sector 3	T. Spd	Elapsed	Lap	D	Time	Sector 1	Sector 2	Sector 3	T. Spd	Elapsed
1		14:47:38.900 P	14:46:07.761	47.906	43.233	187.8	14:47:38.900	1		14:46:55.951	14:45:40.173	46.153	29.625	171.7	14:46:55.951
2		2:33.076	1:19.381	43.805	29.890	220.4	14:50:11.976	2		1:38.677	23.734	46.296	28.647	213.0	14:48:34.628
3		1:35.866	23.696	42.939	29.231	215.1	14:51:47.842	3		1:32.538	22.350	42.095	28.093	225.9	14:50:07.166
4		1:36.543	23.297	43.761	29.485	224.5	14:53:24.385	4		1:29.427	22.242	39.521	27.664	227.3	14:51:36.593
5		1:33.612	23.342	41.345	28.925	224.0	14:54:57.997	5		1:28.104	22.405	39.252	26.447	224.5	14:53:04.697
6		1:33.550	23.273	41.417	28.860	223.6	14:56:31.547	6		1:33.388	22.372	43.051	27.965	224.0	14:54:38.085
7		1:33.561	23.283	41.527	28.751	225.9	14:58:05.108	7		1:28.042	22.345	39.310	26.387	224.0	14:56:06.127
8		1:32.768	23.049	41.166	28.553	223.6	14:59:37.876	8		1:39.222 P	22.253	40.286	36.683	224.5	14:57:45.349
9		1:43.257 P	23.164	42.390	37.703	222.2	15:01:21.133	9		2:02.432	52.942	42.607	26.883	222.6	14:59:47.781
10		4:29.458	3:18.311	42.290	28.857	219.0	15:05:50.591	10		1:28.051	22.305	39.377	26.369	224.5	15:01:15.832
11		1:33.439	23.361	41.222	28.856	222.2	15:07:24.030	11		1:28.178	22.346	39.389	26.443	223.6	15:02:44.010
12		1:33.062	23.316	41.288	28.458	221.7	15:08:57.092	12		1:27.935	22.208	39.312	26.415	225.0	15:04:11.945
13		1:33.496	23.034	41.644	28.818	222.6	15:10:30.588	13		1:36.687 P	22.301	39.297	35.089	225.4	15:05:48.632
14		1:33.731	23.472	41.392	28.867	222.6	15:12:04.319	14		7:39.725	6:22.872	46.462	30.391	160.7	15:13:28.357
15		1:33.055	23.099	41.245	28.711	222.6	15:15:10.525	15		1:36.050	26.126	42.552	27.372	187.1	15:15:04.407
16		1:46.506 P	23.126	42.849	40.531	223.1	15:16:57.031	16		1:27.898	22.472	39.184	26.242	224.0	15:16:32.305
17		5:03.703	3:51.023	42.758	29.922	221.3	15:22:00.734	17		1:27.217	22.190	38.955	26.072	225.9	15:17:59.522
18		1:33.220	23.214	41.563	28.443	224.5	15:23:33.954	18		1:37.073 P	22.443	40.910	33.720	225.4	15:19:36.595
19		1:32.349	23.020	41.013	28.316	224.5	15:25:06.303	19		2:58.814	1:53.142	39.258	26.414	221.3	15:22:35.409
20		1:31.924	22.861	40.707	28.356	224.5	15:26:38.227	20		1:27.595	22.333	39.100	26.162	225.0	15:24:03.004
21		1:51.958 P	23.841	44.346	43.771	223.1	15:28:30.185	21		1:27.156	22.212	38.787	26.157	225.9	15:25:30.160
22								22		1:40.584 P	22.207	38.943	39.434	226.8	15:27:10.744





Red Bull Ring
Formula Regional European Char
Free Practice - 2
Lap Analysis



17

Igor Fraga

F3 Tatuus 318 A.R.

27

David Schumacher

F3 Tatuus 318 A.R.

DR Formula

R

US Racing

Lap	D	Time	Sector 1	Sector 2	Sector 3	T. Spd	Elapsed	Lap	D	Time	Sector 1	Sector 2	Sector 3	T. Spd	Elapsed
1		14:47:22.097	14:45:44.088	56.591	41.418	168.2	14:47:22.097	1		14:47:20.348	P 14:45:55.597	43.411	41.340	212.1	14:47:20.348
2		1:44.663	29.622	45.683	29.358	195.6	14:49:06.760	2		2:13.957	1:07.360	40.146	26.451	218.6	14:49:34.305
3		1:44.053	28.419	45.400	30.234	225.9	14:50:50.813	3		1:29.837	24.044	39.431	26.362	219.0	14:51:04.142
4		1:43.228	29.220	43.406	30.602	178.8	14:52:34.041	4		1:27.567	22.234	39.042	26.291	225.9	14:52:31.709
5		1:45.366	29.844	45.412	30.110	184.6	14:54:19.407	5		1:27.528	22.148	39.051	26.329	225.9	14:53:59.237
6		1:49.488	P 25.282	41.751	42.455	224.5	14:56:08.895	6		1:27.488	22.269	38.995	26.224	224.5	14:55:26.725
7		2:32.344	1:25.849	39.870	26.625	225.4	14:58:41.239	7		1:36.793	P 22.437	41.080	33.276	225.4	14:57:03.518
8		1:27.609	22.166	39.117	26.326	227.3	15:00:08.848	8		6:24.491	5:18.680	39.594	26.217	217.7	15:03:28.009
9		1:27.492	22.227	39.046	26.219	224.5	15:01:36.340	9		1:27.389	22.256	38.920	26.213	225.0	15:04:55.398
10		1:28.444	22.269	39.264	26.911	224.0	15:03:04.784	10		1:27.197	22.120	38.804	26.273	225.4	15:06:22.595
11		1:33.240	P 22.189	39.102	31.949	225.9	15:04:38.024	11		1:27.157	22.116	38.933	26.108	226.4	15:07:49.752
12		6:18.289	5:05.895	43.832	28.562	169.8	15:10:56.313	12		1:35.197	P 22.012	39.243	33.942	228.3	15:09:24.949
13		1:35.468	24.073	42.632	28.763	204.1	15:12:31.781	13		4:41.478	3:30.766	42.849	27.863	211.7	15:14:06.427
14		1:27.869	22.409	39.186	26.274	225.9	15:13:59.650	14		1:30.900	23.043	41.405	26.452	217.3	15:15:37.327
15		1:27.144	22.181	38.909	26.054	225.0	15:15:26.794	15		1:27.067	22.186	38.798	26.083	225.0	15:17:04.394
16		1:26.686	22.073	38.685	25.928	228.3	15:16:53.480	16		1:26.792	22.054	38.862	25.876	225.9	15:18:31.186
17		1:45.494	22.184	55.734	27.576	225.0	15:18:38.974	17		1:26.989	22.081	38.813	26.095	226.4	15:19:58.175
18		1:33.672	22.205	38.859	32.608	225.9	15:20:12.646	18		1:51.344	26.827	52.716	31.801	145.7	15:21:49.519
19		1:27.210	22.208	38.932	26.070	227.3	15:21:39.856	19		1:26.876	22.065	38.829	25.982	226.8	15:23:16.395
20		1:28.164	22.228	38.808	27.128	224.0	15:23:08.020	20		1:39.861	P 21.901	44.947	33.013	227.8	15:24:56.256
21		2:02.082	P 32.639	46.148	43.295	145.1	15:25:10.102								

25

Alexandre Bardion

F3 Tatuus 318 A.R.

28

Marcos Siebert

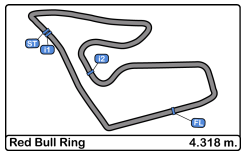
F3 Tatuus 318 A.R.

Van Amersfoort Racing

US Racing

Lap	D	Time	Sector 1	Sector 2	Sector 3	T. Spd	Elapsed	Lap	D	Time	Sector 1	Sector 2	Sector 3	T. Spd	Elapsed
1		14:47:05.820	14:45:49.657	44.653	31.510	191.1	14:47:05.820	1		14:47:27.298	P 14:46:01.741	42.500	43.057	201.1	14:47:27.298
2		1:37.418	29.468	40.516	27.434	210.5	14:48:43.238	2		2:20.863	1:13.924	40.230	26.709	222.2	14:49:48.161
3		1:29.863	22.789	39.950	27.124	225.4	14:50:13.101	3		1:28.257	22.521	39.401	26.335	225.4	14:51:16.418
4		1:29.871	22.667	40.106	27.098	216.0	14:51:42.972	4		1:27.885	22.317	39.243	26.325	225.0	14:52:44.303
5		1:29.035	22.398	39.639	26.998	227.3	14:53:12.007	5		1:27.826	22.272	39.285	26.269	225.0	14:54:12.129
6		1:29.921	23.226	39.838	26.857	224.0	14:54:41.928	6		1:32.024	22.318	42.572	27.134	224.5	14:55:44.153
7		1:28.499	22.469	39.409	26.621	225.4	14:56:10.427	7		1:27.869	22.278	39.314	26.277	224.0	14:57:12.022
8		1:28.768	22.732	39.425	26.611	225.0	14:57:39.195	8		1:27.459	22.257	39.170	26.032	224.5	14:58:39.481
9		1:28.733	22.643	39.296	26.794	224.0	14:59:07.928	9		1:39.695	P 22.360	39.845	37.490	224.0	15:00:19.176
10		1:28.271	22.454	39.284	26.533	226.4	15:00:36.199	10		4:38.362	3:31.737	40.103	26.522	219.0	15:04:57.538
11		1:28.032	22.234	39.202	26.596	225.4	15:02:04.231	11		1:28.028	22.331	39.241	26.456	224.5	15:06:25.566
12		1:38.126	P 23.491	39.390	35.245	223.6	15:03:42.357	12		1:27.463	22.137	39.202	26.124	225.4	15:07:53.029
13		9:17.872	8:10.173	40.880	26.819	217.3	15:13:00.229	13		1:27.699	22.128	39.123	26.448	225.9	15:09:20.728
14		1:49.310	22.693	59.793	26.824	223.1	15:14:49.539	14		1:37.605	P 22.200	39.746	35.659	225.4	15:10:58.333
15		1:28.165	22.485	39.400	26.280	224.5	15:16:17.704	15		5:03.965	3:53.125	43.695	27.145	188.4	15:16:02.298
16		1:27.713	22.307	39.318	26.088	224.5	15:17:45.417	16		1:30.340	23.793	40.404	26.143	209.3	15:17:32.638
17		1:27.948	22.238	39.167	26.543	225.4	15:19:13.365	17		1:27.155	22.170	38.839	26.146	225.0	15:18:59.793
18		1:27.898	22.255	39.340	26.303	226.4	15:20:41.263	18		1:27.324	22.149	38.952	26.223	225.9	15:20:27.117
19		1:43.905	22.548	49.508	31.849	225.4	15:22:25.168	19		1:27.160	22.156	39.021	25.983	226.8	15:21:54.277
20		1:27.576	22.306	39.086	26.184	226.8	15:23:52.744	20		1:37.245	P 22.084	39.878	35.283	228.8	15:23:31.522
21		1:27.583	22.205	39.073	26.305	228.3	15:25:20.327								
22		1:42.412	P 22.328	39.523	40.561	226.4	15:27:02.739								





Red Bull Ring
Formula Regional European Char
Free Practice - 2
Lap Analysis



41

Raul Guzman

F3 Tatuus 318 A.R. **64**

Olli Caldwell

F3 Tatuus 318 A.R.

R

DR Formula

R

Prema Powerteam

Lap D	Time	Sector 1	Sector 2	Sector 3	T. Spd	Elapsed	Lap D	Time	Sector 1	Sector 2	Sector 3	T. Spd	Elapsed
1	14:47:07.785	14:45:41.601	50.783	35.401	174.1	14:47:07.785	1	14:47:07.146	14:45:44.276	49.637	33.233	208.8	14:47:07.146
2	1:43.839	27.782	45.441	30.616	164.1	14:48:51.624	2	1:36.110	23.636	43.064	29.410	210.1	14:48:43.256
3	1:38.000	25.259	43.811	28.930	191.4	14:50:29.624	3	1:34.493	23.811	42.213	28.469	214.2	14:50:17.749
4	1:33.172	24.312	42.057	26.803	224.0	14:52:02.796	4	1:30.170	22.512	39.788	27.870	226.4	14:51:47.919
5	1:28.479	22.379	39.626	26.474	225.0	14:53:31.275	5	1:59.922	32.462	54.210	33.250	123.1	14:53:47.841
6	1:31.669	25.221	39.857	26.591	218.1	14:55:02.944	6	1:28.988	22.487	39.762	26.739	223.6	14:55:16.829
7	1:28.811	22.410	39.467	26.934	225.4	14:56:31.755	7	1:28.493	22.347	39.560	26.586	226.8	14:56:45.322
8	1:28.172	22.641	39.151	26.380	224.0	14:57:59.927	8	1:28.399	22.309	39.392	26.698	226.4	14:58:13.721
9	1:36.307 P	22.121	39.206	34.980	225.0	14:59:36.234	9	1:41.392	22.313	46.871	32.208	226.4	14:59:55.113
10	9:05.825 P	7:49.955	42.603	33.267	217.7	15:08:42.059	10	1:27.796	22.235	39.259	26.302	225.0	15:01:22.909
11	2:09.635	59.831	43.002	26.802	169.5	15:10:51.694	11	1:37.098 P	22.304	39.255	35.539	225.4	15:03:00.007
12	1:27.925	22.471	39.257	26.197	225.0	15:12:19.619	12	9:50.730	8:37.133	43.899	29.698	218.1	15:12:50.737
13	1:27.406	22.271	39.045	26.090	224.0	15:13:47.025	13	1:35.114	23.092	44.978	27.044	216.4	15:14:25.851
14	1:38.190	22.251	45.001	30.938	225.0	15:15:25.215	14	1:27.895	22.245	39.274	26.376	225.4	15:15:53.746
15	1:29.133	22.183	39.142	27.808	225.4	15:16:54.348	15	1:27.735	22.374	39.069	26.292	223.6	15:17:21.481
16	1:27.465	22.059	39.199	26.207	227.3	15:18:21.813	16	1:27.548	22.174	39.133	26.241	226.8	15:18:49.029
17	1:38.202 P	23.326	41.363	33.513	186.5	15:20:00.015	17	1:42.320	22.117	49.041	31.162	228.3	15:20:31.349
18	2:43.046	1:31.881	43.121	28.044	223.1	15:22:43.061	18	1:28.684	22.170	39.144	27.370	226.8	15:22:00.033
19	1:27.598	22.266	39.159	26.173	224.5	15:24:10.659	19	1:30.960	22.227	41.483	27.250	225.9	15:23:30.993
20	1:27.133	22.177	38.946	26.010	225.9	15:25:37.792	20	1:27.705	22.269	39.080	26.356	226.8	15:24:58.698
21	1:36.659 P	22.121	39.052	35.486	227.3	15:27:14.451	21	1:40.865 P	25.336	39.798	35.731	210.9	15:26:39.563

46

Isac Blomqvist

F3 Tatuus 318 A.R. **74**

Enzo Fittipaldi

F3 Tatuus 318 A.R.

R

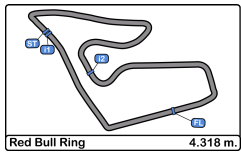
Kic Motorsport

R

Prema Powerteam

Lap D	Time	Sector 1	Sector 2	Sector 3	T. Spd	Elapsed	Lap D	Time	Sector 1	Sector 2	Sector 3	T. Spd	Elapsed
1	14:47:13.997 P	14:45:40.222	47.794	45.981	152.3	14:47:13.997	1	14:46:59.797	14:45:46.520	44.406	28.871	196.0	14:46:59.797
2	2:23.369	1:08.786	47.371	27.212	216.8	14:49:37.366	2	1:30.759	22.829	40.290	27.640	228.3	14:48:30.556
3	1:29.302	22.758	39.810	26.734	222.2	14:51:06.668	3	1:30.706	22.651	41.437	26.618	228.8	14:50:01.262
4	1:28.331	22.382	39.231	26.718	225.0	14:52:34.999	4	1:27.743	22.284	39.197	26.262	226.8	14:51:29.005
5	1:29.411	22.464	39.721	27.226	219.5	14:54:04.410	5	1:49.870	27.822	55.336	26.712	141.1	14:53:18.875
6	1:28.188	22.389	39.315	26.484	225.4	14:55:32.598	6	1:27.834	22.347	39.207	26.280	224.5	14:54:46.709
7	1:44.858 P	22.453	40.355	42.050	225.0	14:57:17.456	7	1:38.647	22.303	49.672	26.672	227.8	14:56:25.356
8	7:21.849	6:15.211	40.084	26.554	220.4	15:04:39.305	8	1:27.649	22.350	39.047	26.252	225.4	14:57:53.005
9	1:28.256	22.438	39.339	26.479	223.6	15:06:07.561	9	1:32.400	22.221	42.433	27.746	225.9	14:59:25.405
10	1:27.911	22.339	39.139	26.433	225.0	15:07:35.472	10	1:27.425	22.237	39.009	26.179	224.5	15:00:52.830
11	1:52.990 P	22.946	48.186	41.858	191.4	15:09:28.462	11	1:37.589 P	22.319	39.928	35.342	223.1	15:02:30.419
12	4:15.799	2:56.244	49.149	30.406	181.5	15:13:44.261	12	7:20.197 P	5:50.192	47.946	42.059	191.8	15:09:50.616
13	1:36.072	27.370	41.867	26.835	201.1	15:15:20.333	13	2:06.694	50.406	47.103	29.185	219.9	15:11:57.310
14	1:28.225	22.395	39.507	26.323	225.0	15:16:48.558	14	1:34.076	24.940	42.735	26.401	198.8	15:13:31.386
15	1:27.741	22.343	38.984	26.414	224.5	15:18:16.299	15	1:27.640	22.217	39.325	26.098	225.0	15:14:59.026
16	1:27.450	22.272	38.908	26.270	225.4	15:19:43.749	16	1:27.419	22.238	38.982	26.199	224.5	15:16:26.445
17	1:27.296	22.239	38.847	26.210	226.4	15:21:11.045	17	1:27.351	22.254	38.984	26.113	225.4	15:17:53.796
18	2:00.151 P	22.204	41.509	56.438	226.4	15:23:11.196	18	1:27.176	22.124	38.947	26.105	225.9	15:19:20.972
							19	1:27.150	22.261	38.819	26.070	226.4	15:20:48.122
							20	1:34.287	22.215	41.356	30.716	225.4	15:22:22.409
							21	1:26.983	22.169	38.807	26.007	225.9	15:23:49.392
							22	1:37.107 P	22.205	38.983	35.919	226.4	15:25:26.499





Red Bull Ring
Formula Regional European Char
Free Practice - 2
Lap Analysis



95

Tom Beckhäuser

F3 Tatuus 318 A.R.

R

Technorace A.S.D

Lap	D	Time	Sector 1	Sector 2	Sector 3	T. Spd	Elapsed
1		14:47:18.679	14:46:04.640	44.794	29.245	173.6	14:47:18.679
2		1:50.817	23.982	51.710	35.125	216.4	14:49:09.496
3		1:30.493	23.932	39.696	26.865	223.1	14:50:39.989
4		1:28.511	22.711	39.302	26.498	223.6	14:52:08.500
5		1:28.212	22.445	39.283	26.484	225.0	14:53:36.712
6		1:28.188	22.354	39.415	26.419	225.4	14:55:04.900
7		1:37.645 P	22.358	39.431	35.856	226.4	14:56:42.545
8		6:57.114	5:45.948	43.225	27.941	200.3	15:03:39.659
9		1:29.614	23.000	40.116	26.498	221.7	15:05:09.273
10		1:28.428	22.429	39.490	26.509	223.6	15:06:37.701
11		1:28.513	22.621	39.505	26.387	223.1	15:08:06.214
12		1:30.676	22.391	41.363	26.922	222.6	15:09:36.890
13		2:22.896 P	23.002	1:08.538	51.356	164.6	15:11:59.786
14		3:51.469	2:44.593	40.272	26.604	219.5	15:15:51.255
15		1:28.105	22.366	39.505	26.234	224.5	15:17:19.360
16		1:27.791	22.271	39.365	26.155	223.6	15:18:47.151
17		1:28.081	22.386	39.387	26.308	223.6	15:20:15.232
18		1:27.934	22.265	39.444	26.225	224.5	15:21:43.166
19		1:27.575	22.129	39.217	26.229	226.4	15:23:10.741
20		1:29.707	23.559	39.803	26.345	224.0	15:24:40.448
21		1:28.343	22.909	39.275	26.159	222.6	15:26:08.791
22		1:34.165 P	22.445	39.288	32.432	224.5	15:27:42.956

99

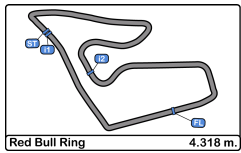
Sophia Flörsch

F3 Tatuus 318 A.R.

Van Amersfoort Racing

Lap	D	Time	Sector 1	Sector 2	Sector 3	T. Spd	Elapsed
1		14:47:02.321	14:45:47.150	44.338	30.833	194.2	14:47:02.321
2		1:31.420	22.721	39.506	29.193	225.4	14:48:33.741
3		1:32.303	22.531	39.345	30.427	226.4	14:50:06.044
4		1:28.014	22.375	39.166	26.473	226.8	14:51:34.058
5		1:27.672	22.259	38.994	26.419	226.8	14:53:01.730
6		1:35.378 P	22.202	39.281	33.895	226.8	14:54:37.108
7		2:59.034	1:51.717	40.556	26.761	196.0	14:57:36.142
8		1:27.980	22.321	39.230	26.429	223.6	14:59:04.122
9		1:27.472	22.210	39.013	26.249	224.5	15:00:31.594
10		1:31.912	22.393	42.720	26.799	223.6	15:02:03.506
11		1:34.368 P	22.312	39.142	32.914	224.0	15:03:37.874
12		8:47.991	7:32.578	46.729	28.684	174.4	15:12:25.865
13		1:29.384	22.864	39.897	26.623	223.1	15:13:55.249
14		1:27.479	22.325	38.970	26.184	225.9	15:15:22.728
15		1:26.948	22.134	38.870	25.944	226.8	15:16:49.676
16		1:26.958	22.105	38.808	26.045	227.8	15:18:16.634
17		1:34.388	24.011	42.913	27.464	165.6	15:19:51.022
18		1:26.810	22.113	38.756	25.941	226.8	15:21:17.832
19		2:01.110 P	26.770	50.348	43.992	137.2	15:23:18.942





Red Bull Ring
Formula Regional European Char
Free Practice - 2
Best Sectors Results



Sector - 1			Sector - 2			Sector - 3			Ideal Lap vs Best Lap						
Clas	Nº	Driver	Time	Nº	Driver	Time	Nº	Driver	Time	Clas	Nº	Driver	Ideal Lap	Best Lap	Clas
1	27	David Schumacher	21.901	17	Igor Fraga	38.685	27	David Schumacher	25.876	1	27	David Schumacher	1:26.575	1:26.792	2
2	2	Frederik Vesti	21.984	99	Sophia Flörsch	38.756	17	Igor Fraga	25.928	2	17	Igor Fraga	1:26.686	1:26.686	1
3	41	Raul Guzman	22.059	10	Konsta Lappalainen	38.770	2	Frederik Vesti	25.930	3	2	Frederik Vesti	1:26.711	1:26.822	4
4	17	Igor Fraga	22.073	15	Matteo Nannini	38.787	99	Sophia Flörsch	25.941	4	99	Sophia Flörsch	1:26.802	1:26.810	3
5	28	Marcos Siebert	22.084	2	Frederik Vesti	38.797	28	Marcos Siebert	25.983	5	28	Marcos Siebert	1:26.906	1:27.155	7
6	99	Sophia Flörsch	22.105	27	David Schumacher	38.798	74	Enzo Fittipaldi	26.007	6	74	Enzo Fittipaldi	1:26.938	1:26.983	5
7	64	Olli Caldwell	22.117	74	Enzo Fittipaldi	38.807	41	Raul Guzman	26.010	7	41	Raul Guzman	1:27.015	1:27.133	6
8	74	Enzo Fittipaldi	22.124	28	Marcos Siebert	38.839	10	Konsta Lappalainen	26.046	8	10	Konsta Lappalainen	1:27.040	1:27.166	9
9	95	Tom Beckhäuser	22.129	46	Isac Blomqvist	38.847	15	Matteo Nannini	26.072	9	15	Matteo Nannini	1:27.049	1:27.156	8
10	15	Matteo Nannini	22.190	41	Raul Guzman	38.946	25	Alexandre Bardinon	26.088	10	46	Isac Blomqvist	1:27.261	1:27.296	10
11	46	Isac Blomqvist	22.204	64	Olli Caldwell	39.069	95	Tom Beckhäuser	26.155	11	25	Alexandre Bardinon	1:27.366	1:27.576	13
12	25	Alexandre Bardinon	22.205	25	Alexandre Bardinon	39.073	46	Isac Blomqvist	26.210	12	64	Olli Caldwell	1:27.427	1:27.548	11
13	10	Konsta Lappalainen	22.224	95	Tom Beckhäuser	39.217	64	Olli Caldwell	26.241	13	95	Tom Beckhäuser	1:27.501	1:27.575	12
14	7	Sharon Scolari	22.861	7	Sharon Scolari	40.707	7	Sharon Scolari	28.316	14	7	Sharon Scolari	1:31.884	1:31.924	14





Red Bull Ring
Formula Regional European Char
Free Practice - 2
Best 5 Lap Times



Cls	Nº	Driver	Nat	Competitor	Nat		Best 1		Best 2		Best 3		Best 4		Best 5	
							Time	Lap	Time	Lap	Time	Lap	Time	Lap	Time	Lap
1	17	Igor Fraga	BRA	DR Formula	PRT		1:26.686	16	1:27.144	15	1:27.210	19	1:27.492	9	1:27.609	8
2	27	David Schumacher	DEU	US Racing	DEU	R 1	1:26.792	16	1:26.876	19	1:26.989	17	1:27.067	15	1:27.157	11
3	99	Sophia Flörsch	DEU	Van Amersfoort Racing	NDL		1:26.810	18	1:26.948	15	1:26.958	16	1:27.472	9	1:27.479	14
4	2	Frederik Vesti	DNK	Prema Powerteam	ITA	R 2	1:26.822	15	1:26.907	14	1:27.029	13	1:27.164	19	1:27.275	6
5	74	Enzo Fittipaldi	BRA	Prema Powerteam	ITA	R 3	1:26.983	21	1:27.150	19	1:27.176	18	1:27.351	17	1:27.419	16
6	41	Raul Guzman	MEX	DR Formula	PRT	R 4	1:27.133	20	1:27.406	13	1:27.465	16	1:27.598	19	1:27.925	12
7	28	Marcos Siebert	ARG	US Racing	DEU		1:27.155	17	1:27.160	19	1:27.324	18	1:27.459	8	1:27.463	12
8	15	Matteo Nannini	ITA	Corbetta C. alias Sc. DF	ITA	R 5	1:27.156	21	1:27.217	17	1:27.595	20	1:27.898	16	1:27.935	12
9	10	Konsta Lappalainen	FIN	Kic Motorsport	FIN	R 6	1:27.166	19	1:27.222	17	1:27.560	16	1:27.726	14	1:27.930	9
10	46	Isac Blomqvist	SW	Kic Motorsport	FIN	R 7	1:27.296	17	1:27.450	16	1:27.741	15	1:27.911	10	1:28.188	6
11	64	Olli Caldwell	GBR	Prema Powerteam	ITA	R 8	1:27.548	16	1:27.705	20	1:27.735	15	1:27.796	10	1:27.895	14
12	95	Tom Beckhäuser	CZE	Technorace A.S.D	ITA	R 9	1:27.575	19	1:27.791	16	1:27.934	18	1:28.081	17	1:28.105	15
13	25	Alexandre Bardinon	FRA	Van Amersfoort Racing	FRA		1:27.576	20	1:27.583	21	1:27.713	16	1:27.898	18	1:27.948	17
14	7	Sharon Scolari	CHE	Scorace Team	CHE		1:31.924	21	1:32.349	20	1:32.768	8	1:33.055	16	1:33.062	12

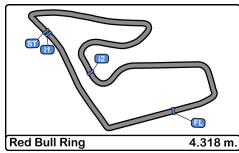




Red Bull Ring
Formula Regional European Char
Free Practice - 2
Best 5 Top Speeds



Cls	Nº	Driver	Nat	Competitor	Nat	Top 1		Top 2		Top 3		Top 4		Top 5		Avg		
						Km/h	Lap	Km/h	Lap	Km/h	Lap	Km/h	Lap	Km/h	Lap			
1	28	Marcos Siebert	ARG	US Racing	DEU	228.8	20	226.8	19	225.9	13	225.9	18	225.4	3	226.6		
2	74	Enzo Fittipaldi	BRA	Prema Powerteam	ITA	R	1	228.8	3	228.3	2	227.8	7	226.8	4	226.4	19	227.6
3	2	Frederik Vesti	DNK	Prema Powerteam	ITA	R	2	228.3	15	228.3	16	227.3	8	227.3	17	227.3	18	227.7
4	17	Igor Fraga	BRA	DR Formula	PRT			228.3	16	227.3	8	227.3	19	225.9	3	225.9	11	226.9
5	25	Alexandre Bardinon	FRA	Van Amersfoort Racing	FRA			228.3	21	227.3	5	226.8	20	226.4	10	226.4	18	227.0
6	27	David Schumacher	DEU	US Racing	DEU	R	3	228.3	12	227.8	20	226.8	19	226.4	11	226.4	17	227.1
7	64	Olli Caldwell	GBR	Prema Powerteam	ITA	R	4	228.3	17	226.8	7	226.8	16	226.8	18	226.8	20	227.1
8	99	Sophia Flörsch	DEU	Van Amersfoort Racing	NDL			227.8	16	226.8	4	226.8	5	226.8	6	226.8	15	227.0
9	15	Matteo Nannini	ITA	Corbetta C. alias Sc. DF	ITA	R	5	227.3	4	226.8	22	225.9	3	225.9	17	225.9	21	226.4
10	41	Raul Guzman	MEX	DR Formula	PRT	R	6	227.3	16	227.3	21	225.9	20	225.4	7	225.4	15	226.3
11	10	Konsta Lappalainen	FIN	Kic Motorsport	FIN	R	7	226.4	17	226.4	21	225.4	19	224.5	14	224.5	16	225.4
12	46	Isac Blomqvist	SW	Kic Motorsport	FIN	R	8	226.4	17	226.4	18	225.4	6	225.4	16	225.0	4	225.7
13	95	Tom Beckhäuser	CZE	Technorace A.S.D	ITA	R	9	226.4	7	226.4	19	225.4	6	225.0	5	224.5	15	225.5
14	7	Sharon Scolari	CHE	Scorace Team	CHE			225.9	7	224.5	4	224.5	19	224.5	20	224.5	21	224.8



Red Bull Ring
Formula Regional European Char
Free Practice - 2
Fastest Laps Sequence



Lap	Time of Day	Session Time	Nº	Driver	Nat	Competitor	Nat		Time	Km/h
2	14:48:30.018	3:30.018	2	Frederik Vesti	DNK	Prema Powerteam	ITA	R	1:30.728	171.3
3	14:49:59.198	4:59.198	2	Frederik Vesti	DNK	Prema Powerteam	ITA	R	1:29.180	174.3
3	14:51:16.418	6:16.418	28	Marcos Siebert	ARG	US Racing	DEU		1:28.257	176.1
4	14:51:26.713	6:26.713	2	Frederik Vesti	DNK	Prema Powerteam	ITA	R	1:27.515	177.6
6	14:54:49.259	9:49.259	2	Frederik Vesti	DNK	Prema Powerteam	ITA	R	1:27.275	178.1
10	15:06:22.595	21:22.595	27	David Schumacher	DEU	US Racing	DEU	R	1:27.197	178.2
11	15:07:49.752	22:49.752	27	David Schumacher	DEU	US Racing	DEU	R	1:27.157	178.3
15	15:15:26.794	30:26.794	17	Igor Fraga	BRA	DR Formula	PRT		1:27.144	178.3
15	15:16:49.676	31:49.676	99	Sophia Flörsch	DEU	Van Amersfoort Racing	NDL		1:26.948	178.7
16	15:16:53.480	31:53.480	17	Igor Fraga	BRA	DR Formula	PRT		1:26.686	179.3





Red Bull Ring
Formula Regional European Char
Free Practice - 2



Event Best Maximum Speed

Nº	Driver	Nat	Competitor	Nat		Km/h	Session
64	Olli Caldwell	GBR	Prema Powerteam	ITA	R	230.7	Free Practice - 1
17	Igor Fraga	BRA	DR Formula	PRT		230.7	Free Practice - 1
2	Frederik Vesti	DNK	Prema Powerteam	ITA	R	229.2	Free Practice - 1
10	Konsta Lappalainen	FIN	Kic Motorsport	FIN	R	229.2	Free Practice - 1
27	David Schumacher	DEU	US Racing	DEU	R	228.8	Free Practice - 1
15	Matteo Nannini	ITA	Corbetta C. alias Sc. DF	ITA	R	228.8	Free Practice - 1
74	Enzo Fittipaldi	BRA	Prema Powerteam	ITA	R	228.8	Free Practice - 1
28	Marcos Siebert	ARG	US Racing	DEU		228.8	Free Practice - 2
25	Alexandre Bardinon	FRA	Van Amersfoort Racing	FRA		228.3	Free Practice - 2
46	Isac Blomqvist	SWE	Kic Motorsport	FIN	R	227.8	Free Practice - 1
41	Raul Guzman	MEX	DR Formula	PRT	R	227.8	Free Practice - 1
99	Sophia Flörsch	DEU	Van Amersfoort Racing	NDL		227.8	Free Practice - 1
95	Tom Beckhäuser	CZE	Technorace A.S.D	ITA	R	226.4	Free Practice - 2
7	Sharon Scolari	CHE	Scorace Team	CHE		225.9	Free Practice - 2



Red Bull Ring
Formula Regional European Char
Free Practice - 2
Pit Stop Analysis



2 Frederik Vesti R Prema Powerteam
 F3 Tatuus 318 A.R.

Nr.	In Day Time	In Time	Out Time	Pit Time	T. Pit Time	Handicap	Penalty
1	14:59:35.683	14:59:35.683	15:10:58.027	11:22.34	11:22.344		
					4		

7 Sharon Scolari R Scoratec Team
 F3 Tatuus 318 A.R.

Nr.	In Day Time	In Time	Out Time	Pit Time	T. Pit Time	Handicap	Penalty
1	14:47:33.806	14:47:33.806	14:48:34.273	1:00.467	1:00.467		
2	15:01:16.149	15:01:16.149	15:04:14.949	2:58.800	3:59.267		
3	15:16:52.173	15:16:52.173	15:20:24.580	3:32.407	7:31.674		

10 Konsta Lappalainen R Kic Motorsport
 F3 Tatuus 318 A.R.

Nr.	In Day Time	In Time	Out Time	Pit Time	T. Pit Time	Handicap	Penalty
1	14:47:31.580	14:47:31.580	14:48:31.416	59.836	59.836		
2	15:02:21.162	15:02:21.162	15:05:51.990	3:30.828	4:30.664		

15 Matteo Nannini R Corbetta C. alias Sc. DF
 F3 Tatuus 318 A.R.

Nr.	In Day Time	In Time	Out Time	Pit Time	T. Pit Time	Handicap	Penalty
1	14:57:40.704	14:57:40.704	14:58:15.609	34.905	34.905		
2	15:05:43.967	15:05:43.967	15:11:41.233	5:57.266	6:32.171		
3	15:19:31.339	15:19:31.339	15:21:08.078	1:36.739	8:08.910		

17 Igor Fraga R DR Formula
 F3 Tatuus 318 A.R.

Nr.	In Day Time	In Time	Out Time	Pit Time	T. Pit Time	Handicap	Penalty
1	14:56:04.088	14:56:04.088	14:57:12.547	1:08.459	1:08.459		
2	15:04:33.337	15:04:33.337	15:09:16.440	4:43.103	5:51.562		

25 Alexandre Bardinon R Van Amersfoort Racing
 F3 Tatuus 318 A.R.

Nr.	In Day Time	In Time	Out Time	Pit Time	T. Pit Time	Handicap	Penalty
1	15:03:37.666	15:03:37.666	15:11:29.976	7:52.310	7:52.310		

27 David Schumacher R US Racing
 F3 Tatuus 318 A.R.

Nr.	In Day Time	In Time	Out Time	Pit Time	T. Pit Time	Handicap	Penalty
1	14:47:13.784	14:47:13.784	14:48:07.023	53.239	53.239		
2	14:56:58.389	14:56:58.389	15:01:59.455	5:01.066	5:54.305		
3	15:09:19.791	15:09:19.791	15:12:29.964	3:10.173	9:04.478		

28 Marcos Siebert R US Racing
 F3 Tatuus 318 A.R.

Nr.	In Day Time	In Time	Out Time	Pit Time	T. Pit Time	Handicap	Penalty
1	14:47:21.366	14:47:21.366	14:48:19.283	57.917	57.917		
2	15:00:13.376	15:00:13.376	15:03:29.160	3:15.784	4:13.701		
3	15:10:52.569	15:10:52.569	15:14:23.127	3:30.558	7:44.259		

41 Raul Guzman R DR Formula
 F3 Tatuus 318 A.R.

Nr.	In Day Time	In Time	Out Time	Pit Time	T. Pit Time	Handicap	Penalty
1	14:59:31.351	14:59:31.351	15:07:02.831	7:31.480	7:31.480		
2	15:08:37.265	15:08:37.265	15:09:19.331	42.066	8:13.546		
3	15:19:54.618	15:19:54.618	15:21:09.918	1:15.300	9:28.846		

46 Isac Blomqvist R Kic Motorsport
 F3 Tatuus 318 A.R.

Nr.	In Day Time	In Time	Out Time	Pit Time	T. Pit Time	Handicap	Penalty
1	14:47:09.314	14:47:09.314	14:47:54.175	44.861	44.861		
2	14:57:11.206	14:57:11.206	15:03:10.264	5:59.058	6:43.919		
3	15:09:22.777	15:09:22.777	15:11:54.629	2:31.852	9:15.771		

64 Olli Caldwell R Prema Powerteam
 F3 Tatuus 318 A.R.

Nr.	In Day Time	In Time	Out Time	Pit Time	T. Pit Time	Handicap	Penalty
1	15:02:55.189	15:02:55.189	15:11:13.477	8:18.288	8:18.288		

74 Enzo Fittipaldi R Prema Powerteam
 F3 Tatuus 318 A.R.

Nr.	In Day Time	In Time	Out Time	Pit Time	T. Pit Time	Handicap	Penalty
1	15:02:25.534	15:02:25.534	15:07:53.749	5:28.215	5:28.215		
2	15:09:45.655	15:09:45.655	15:10:19.401	33.746	6:01.961		

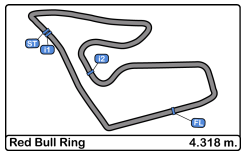
95 Tom Beckhäuser R Technorace A.S.D
 F3 Tatuus 318 A.R.

Nr.	In Day Time	In Time	Out Time	Pit Time	T. Pit Time	Handicap	Penalty
1	14:56:37.832	14:56:37.832	15:02:03.315	5:25.483	5:25.483		
2	15:11:53.959	15:11:53.959	15:14:20.727	2:26.768	7:52.251		

99 Sophia Flörsch R Van Amersfoort Racing
 F3 Tatuus 318 A.R.

Nr.	In Day Time	In Time	Out Time	Pit Time	T. Pit Time	Handicap	Penalty
1	14:54:32.167	14:54:32.167	14:56:07.524	1:35.357	1:35.357		
2	15:03:33.011	15:03:33.011	15:10:42.769	7:09.758	8:45.115		

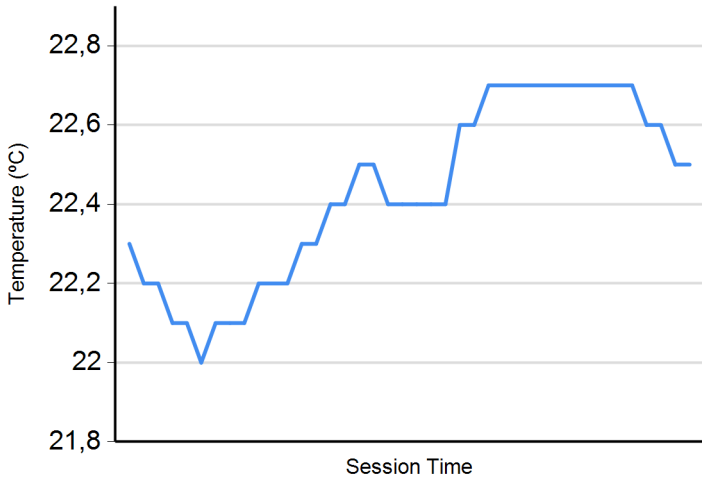




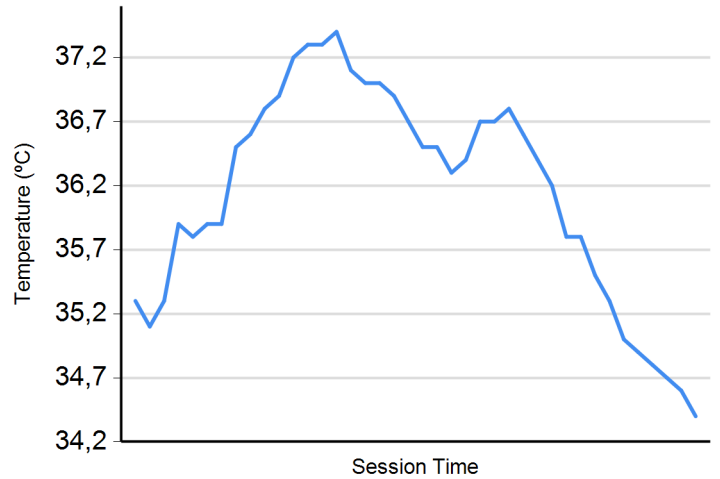
Red Bull Ring
Formula Regional European Char
Free Practice - 2
Weather Report



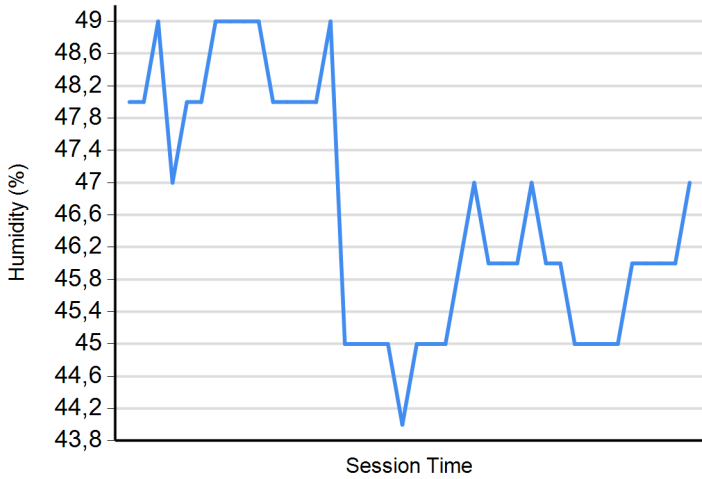
Air Temperature



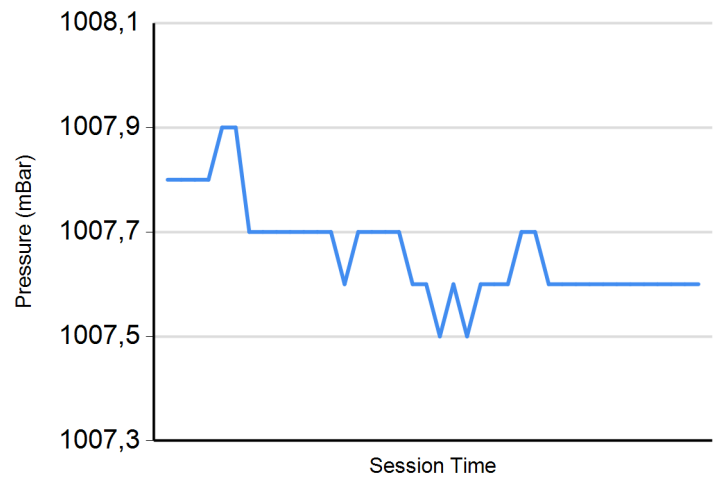
Track Temperature



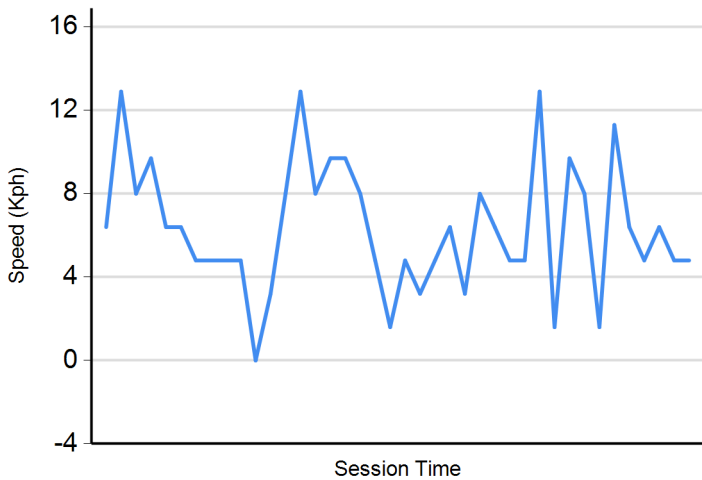
Humidity



Pressure

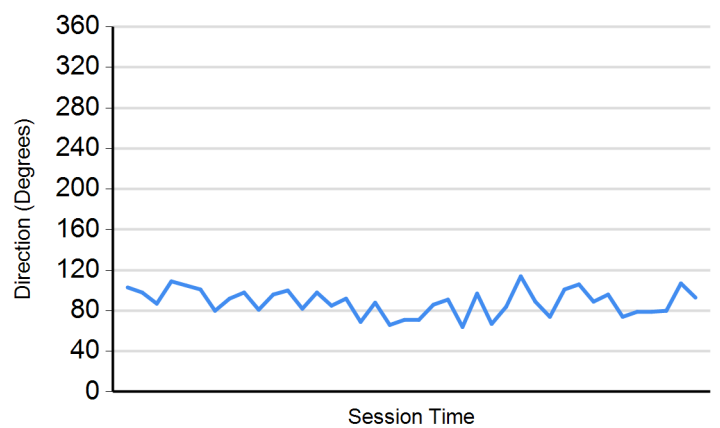


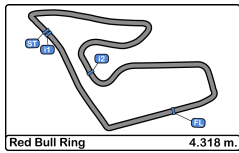
Wind Speed



Wind direction

North = 0°/360° Est = 90° South = 180° West = 270°





Red Bull Ring
Formula Regional European Char
Free Practice 1 - 2
Results



Cls	Nº	Driver	Nat	Competitor	Nat	Cls	Laps	Free Practice - 1	Free Practice - 2	Best	Gap	Interval	Km/h			
1	2	Frederik Vesti	DNK	Prema Powerteam	ITA	R	1	39	1:26.160	17	1:26.822	15	1:26.160	180.4		
2	41	Raul Guzman	MEX	DR Formula	PRT	R	2	43	1:26.534	20	1:27.133	20	1:26.534	0.374	0.374	179.6
3	74	Enzo Fittipaldi	BRA	Prema Powerteam	ITA	R	3	43	1:26.598	17	1:26.983	21	1:26.598	0.438	0.064	179.5
4	17	Igor Fraga	BRA	DR Formula	PRT			44	1:26.770	18	1:26.686	16	1:26.686	0.526	0.088	179.3
5	99	Sophia Flörsch	DEU	Van Amersfoort Racing	NDL			42	1:26.715	18	1:26.810	18	1:26.715	0.555	0.029	179.2
6	28	Marcos Siebert	ARG	US Racing	DEU			39	1:26.732	18	1:27.155	17	1:26.732	0.572	0.017	179.2
7	27	David Schumacher	DEU	US Racing	DEU	R	4	41	1:27.065	15	1:26.792	16	1:26.792	0.632	0.060	179.1
8	15	Matteo Nannini	ITA	Corbetta C. alias Sc. DF	ITA	R	5	46	1:26.950	19	1:27.156	21	1:26.950	0.790	0.158	178.7
9	64	Olli Caldwell	GBR	Prema Powerteam	ITA	R	6	42	1:26.959	19	1:27.548	16	1:26.959	0.799	0.009	178.7
10	46	Isac Blomqvist	SW	Kic Motorsport	FIN	R	7	42	1:27.006	20	1:27.296	17	1:27.006	0.846	0.047	178.6
11	10	Konsta Lappalainen	FIN	Kic Motorsport	FIN	R	8	45	1:27.104	21	1:27.166	19	1:27.104	0.944	0.098	178.4
12	95	Tom Beckhäuser	CZE	Technorace A.S.D	ITA	R	9	42	1:28.057	15	1:27.575	19	1:27.575	1.415	0.471	177.5
13	25	Alexandre Bardion	FRA	Van Amersfoort Racing	FRA			45	1:28.581	21	1:27.576	20	1:27.576	1.416	0.001	177.5
14	7	Sharon Scolari	CHE	Scorace Team	CHE			45	1:34.038	19	1:31.924	21	1:31.924	5.764	4.348	169.1

Published at:.....

Stewards:	Race Director:	Timekeeper: 
------------------	-----------------------	---

