

ACI Racing Weekend Misano 30 Luglio-2 Agosto 2020

Camp.It.Gran Turismo Sprint - Results Race 2

Laps 31 = 131,006 km - Avg 149,636 km/h - Race Time 52'31.801

Misano Circuit Sic 58 4.226 m

No.	Driver 1 Entrant	Driver 2 Team	Car	Class	Laps	Time	Gap	Rel.	Fastest Lap
1	27 FERRARI Lorenzo (ITA) AKM MOTORSPORT	ZAMPIERI Daniel (ITA) 1'34.107 AKM Motorsport	Mercedes AMG GT3	GT3-PRO	31	52'31.801		15	1'33.745
2	71 RODA Giorgio (ITA) 1'34.127 AF CORSE	ROVERA Alessio (ITA) AF Corse	Ferrari 488 GT3	GT3-PRO	31	52'32.520	0.719	0.719	8 1'33.151
3	12 AGOSTINI Riccardo (ITA) 1'33.294 AUDI SPORT ITALIA	MANCINELLI Daniel (ITA) Audi Sport Italia	Audi R8 LMS	GT3-PRO	31	52'33.642	1.841	1.122	16 1'33.187
4	7 COMANDINI Stefano (ITA) 1'33.569 BMW TEAM ITALIA	ZUG Marius (DEU) BMW Team Italia	BMW M6 GT3	GT3-PRO	31	52'33.849	2.048	0.207	18 1'33.120
5	3 MICHELOTTO Mattia (ITA) EASY RACE	HUDSPETH Sean (ITA) 1'34.060 Easy Race	Ferrari 488	GT3-PA	31	52'35.261	3.460	1.412	29 1'33.646
6P	25 DI AMATO Daniele (ITA) RS RACING	VEZZONI Alessandro (ITA) 1'34.277 RS Racing	Ferrari 488 GT3	GT3-PA	31	52'36.220	4.419	0.959	19 1'33.081
7P	32 GALBIATI Kikko (ITA) 1'34.308 IMPERIALE RACING	VENTURINI Giovanni (CHE) Imperiale Racing	Lamborghini Huracan GT3	GT3-PRO	31	52'36.303	4.502	0.083	18 1'33.475
8	21 MANN Simon (FRA) 1'35.006 AF CORSE	CRESSONI Matteo (ITA) AF Corse	Ferrari 488	GT3-PA	31	52'42.344	10.543	6.041	15 1'33.083
9	91 CASSARÀ Marco (ITA) 1'35.696 DINAMIC MOTORSPORT	DE GIACOMI Alex (ITA) Dinamic Motorsport	Porsche GT3	GT3-AM	31	53'04.782	32.981	22.438	18 1'34.772
10	44 VENEROSI PESCIOLINI Paolo (ITA) 1'38.334 EBIMOTORS	BACCANI Alessandro (ITA) Ebmotors	Porsche GT3	GT3-AM	31	53'23.016	51.215	18.234	15 1'34.765
11	355 CHIESA Riccardo (ITA) 1'38.351 EASY RACE	GRECO Matteo (ITA) Easy Race	Ferrari 488 Challenge	GTC-PA	30	53'11.203	1 Lap	1 Lap	24 1'37.323
12	333 DEMARCHI Luca (ITA) SR&R	CRISTONI Gian Piero (ITA) 1'40.150 SR&R	Ferrari 488 Challenge	GTC-PA	30	53'37.233	1 Lap	26.030	23 1'39.695
13	227 SEGÙ Luca (ITA) NOVA RACE EVENTS	DE LUCA Francesco (ITA) 1'43.566 Nova Race Events	Mercedes AMG GT4	GT4-PA	30	53'59.985	1 Lap	22.752	16 1'42.643
14	250 GNEMMI Paolo (ITA) 1'44.166 EBIMOTORS	PERA Riccardo (ITA) Ebmotors	Porsche Cayman 718 GT4	GT4-PA	30	54'16.374	1 Lap	16.389	2 1'42.071
15	288 BELICCHI Andrea (ITA) SCUDERIA VILLORBA CORSE	VULLO Jody Simone (ITA) 1'43.446 Scuderia Villorba Corse	Mercedes AMG GT4	GT4-PA	29	53'45.747	2 Laps	1 Lap	27 1'42.078
16	252 PICCIOLI Gianluigi (ITA) 1'43.190 EBIMOTORS	DE CASTRO Sabino Marco (ITA) Ebmotors	Porsche Cayman 718 GT4	GT4-PA	29	53'51.355	2 Laps	5.608	26 1'42.776
17P	271 MELONI Paolo (RSM) W&D RACING TEAM	Scuderia W&D	BMW M4 GT4	GT4-AM	29	53'56.841	2 Laps	5.486	17 1'43.462
18	297 ARRIGOSI Matteo (ITA) CRAM MOTORSPORT	PAN Adriano (CHE) 1'47.034 CRAM Motorsport	Porsche Cayman 718 GT4	GT4-AM	29	54'05.859	2 Laps	9.018	15 1'43.003
19	277 MAGNONI Luca (ITA) NOVA RACE EVENTS	Nova Race Events	Mercedes AMG GT4	GT4-AM	29	54'11.941	2 Laps	6.082	5 1'43.953
20	299 VEBSTER Daniel (AUS) CRAM MOTORSPORT	RIVA Giacomo (ITA) 1'44.549 CRAM Motorsport	Porsche Cayman 718 GT4	GT4-AM	29	54'12.883	2 Laps	0.942	3 1'43.177
21P	207 MARCHETTI Alessandro (ITA) NOVA RACE EVENTS	MANTORI Carlo (ITA) Nova Race Events	Mercedes AMG GT3	GT4-AM	29	54'22.272	2 Laps	9.389	26 1'43.093
22	90 RODA Davide (ITA) 1'35.200 AKM MOTORSPORT	SPINELLI Loris (ITA) AKM Motorsport	Mercedes AMG GT3	GT3-PA	25	43'06.792	6 Laps	4 Laps	19 1'33.169
23	63 KROES Danny (NLD) VINCENZO SOSPIRI RACING	PULCINI Leonardo (ITA) 1'33.668 Vincenzo Sospiri Racing	Lamborghini Huracan GT3	GT3-PRO	23	41'21.655	8 Laps	2 Laps	11 1'33.591
----- Not Classified -----									
RET	88 CAZZANIGA Riccardo (ITA) LP RACING	MARCUCCI Lorenzo (ITA) LP Racing	Lamborghini Huracan GT3	GT3-PA	18	29'42.495	13 Laps		12 1'33.653
RET	322 SAUTO Vincenzo (ITA) DUELL RACE	CARBONI Gianluca (ITA) Duell Race	Porsche 991 GT Cup 4.0	GTC-PA	17	28'27.804	14 Laps		7 1'38.660
RETP	215 GUERRA Francesco (ITA) BMW TEAM ITALIA	RICCITELLI Simone (ITA) 1'43.305 BMW Team Italia	BMW M4 GT4	GT4-PA	17	30'52.674	14 Laps		8 1'43.264
RET	19 NEMOTO Yuki (JPN) VINCENZO SOSPIRI RACING	TUJULA Tuomas (FIN) Vincenzo Sospiri Racing	Lamborghini Huracan GT3	GT3-PA	1	2'12.809	30 Laps		

Starting: 27 Classified: 23 Not Classified: 0 Retired: 4 Not Started: 0

Fastest Lap N. 19 No. 25 Daniele Di Amato Time 1'33.081 Avg. 163,445 Km/h

Pit Windows penalty:

Entrant n.25 (RS Racing) 4.182 sec, Entrant n.215 (BMW Team Italia) 1.509 sec, Entrant n. 271 (W&D Racing Team) 0.015 sec

Entrant n.207 (Nova Race Events) 25 sec penalty time n.48 Stewards decision

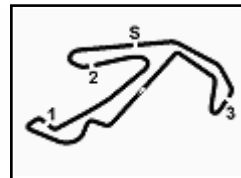
Entrant n.32 (Imperiale Racing) 5 sec penalty time n.47 Stewards decision

Humidity:	75%	AIR:	27°C
Condition:	DRY	Temp:	40°C

Race Director : Alessandro Ferrari

Clerk of the Course : Fabrizio Fondacci

02/08/2020 Start 14:54 End 15:49



ACI Racing Weekend Misano 30 Luglio-2 Agosto 2020

Camp.It.Gran Turismo Sprint - Results by Group Race 2

Gruppo GT3

Laps 31 = 131,006 km - Avg 149,636 km/h - Race Time 52'31.801

No.	Driver 1 Entrant	Driver 2 Team	Car	Class	Laps	Time	Gap	Rel.	Fastest Lap
1	27 FERRARI Lorenzo (ITA) AKM MOTORSPORT	ZAMPIERI Daniel (ITA) 1'34.107 AKM Motorsport	Mercedes AMG GT3	GT3-PRO	31	52'31.801		15	1'33.745
2	71 RODA Giorgio (ITA) 1'34.127 AF CORSE	ROVERA Alessio (ITA) AF Corse	Ferrari 488 GT3	GT3-PRO	31	52'32.520	0.719	0.719	8 1'33.151
3	12 AGOSTINI Riccardo (ITA) 1'33.294 AUDI SPORT ITALIA	MANCINELLI Daniel (ITA) Audi Sport Italia	Audi R8 LMS	GT3-PRO	31	52'33.642	1.841	1.122	16 1'33.187
4	7 COMANDINI Stefano (ITA) 1'33.569 BMW TEAM ITALIA	ZUG Marius (DEU) BMW Team Italia	BMW M6 GT3	GT3-PRO	31	52'33.849	2.048	0.207	18 1'33.120
5	3 MICHELOTTO Mattia (ITA) EASY RACE	HUDSPETH Sean (ITA) 1'34.060 Easy Race	Ferrari 488	GT3-PA	31	52'35.261	3.460	1.412	29 1'33.646
6P	25 DI AMATO Daniele (ITA) RS RACING	VEZZONI Alessandro (ITA) 1'34.277 RS Racing	Ferrari 488 GT3	GT3-PA	31	52'36.220	4.419	0.959	19 1'33.081
7P	32 GALBIATI Kikko (ITA) 1'34.308 IMPERIALE RACING	VENTURINI Giovanni (CHE) Imperiale Racing	Lamborghini Huracan GT3	GT3-PRO	31	52'36.303	4.502	0.083	18 1'33.475
8	21 MANN Simon (FRA) 1'35.006 AF CORSE	CRESSONI Matteo (ITA) AF Corse	Ferrari 488	GT3-PA	31	52'42.344	10.543	6.041	15 1'33.083
9	91 CASSARÀ Marco (ITA) 1'35.696 DINAMIC MOTORSPORT	DE GIACOMI Alex (ITA) Dinamic Motorsport	Porsche GT3	GT3-AM	31	53'04.782	32.981	22.438	18 1'34.772
10	44 VENEROSI PESCIOLINI Paolo (ITA) 1'38.334 EBIMOTORS	BACCANI Alessandro (ITA) EbiMotors	Porsche GT3	GT3-AM	31	53'23.016	51.215	18.234	15 1'34.765
11	90 RODA Davide (ITA) 1'35.200 AKM MOTORSPORT	SPINELLI Loris (ITA) AKM Motorsport	Mercedes AMG GT3	GT3-PA	25	43'06.792	6 Laps	6 Laps	19 1'33.169
12	63 KROES Danny (NLD) VINCENZO SOSPIRI RACING	PULCINI Leonardo (ITA) 1'33.668 Vincenzo Sospiri Racing	Lamborghini Huracan GT3	GT3-PRO	23	41'21.655	8 Laps	2 Laps	11 1'33.591
----- Not Classified -----									
RET	88 CAZZANIGA Riccardo (ITA) LP RACING	MARCUCCI Lorenzo (ITA) LP Racing	Lamborghini Huracan GT3	GT3-PA	18	29'42.495	13 Laps		12 1'33.653
RET	19 NEMOTO Yukı (JPN) VINCENZO SOSPIRI RACING	TUJULA Tuomas (FIN) Vincenzo Sospiri Racing	Lamborghini Huracan GT3	GT3-PA	1	2'12.809	30 Laps		

Starting: 14 Classified: 12 Not Classified: 0 Retired: 2 Not Started: 0

Fastest Lap N. 19 No. 25 Daniele Di Amato Time 1'33.081 Avg. 163,445 Km/h

Gruppo GT4

Laps 30 = 126,780 km - Avg 140,867 km/h - Race Time 53'59.985

No.	Driver 1 Entrant	Driver 2 Team	Car	Class	Laps	Time	Gap	Rel.	Fastest Lap
1	227 SEGÙ Luca (ITA) NOVA RACE EVENTS	DE LUCA Francesco (ITA) 1'43.566 Nova Race Events	Mercedes AMG GT4	GT4-PA	30	53'59.985		16	1'42.643
2	250 GNEMMI Paolo (ITA) 1'44.166 EBIMOTORS	PERA Riccardo (ITA) EbiMotors	Porsche Cayman 718 GT4	GT4-PA	30	54'16.374	16.389	16.389	2 1'42.071
3	288 BELICCHI Andrea (ITA) SCUDERIA VILLORBA CORSE	VULLO Jody Simone (ITA) 1'43.446 Scuderia Villorba Corse	Mercedes AMG GT4	GT4-PA	29	53'45.747	1 Lap	1 Lap	27 1'42.078
4	252 PICCIOLI Gianluigi (ITA) 1'43.190 EBIMOTORS	DE CASTRO Sabino Marco (ITA) EbiMotors	Porsche Cayman 718 GT4	GT4-PA	29	53'51.355	1 Lap	5.608	26 1'42.776
5P	271 MELONI Paolo (RSM) W&D RACING TEAM	Scuderia W&D	BMW M4 GT4	GT4-AM	29	53'56.841	1 Lap	5.486	17 1'43.462
6	297 ARRIGOSI Matteo (ITA) CRAM MOTORSPORT	PAN Adriano (CHE) 1'47.034 CRAM Motorsport	Porsche Cayman 718 GT4	GT4-AM	29	54'05.859	1 Lap	9.018	15 1'43.003
7	277 MAGNONI Luca (ITA) NOVA RACE EVENTS	Nova Race Events	Mercedes AMG GT4	GT4-AM	29	54'11.941	1 Lap	6.082	5 1'43.953
8	299 VEBSTER Daniel (AUS) CRAM MOTORSPORT	RIVA Giacomo (ITA) 1'44.549 CRAM Motorsport	Porsche Cayman 718 GT4	GT4-AM	29	54'12.883	1 Lap	0.942	3 1'43.177
9P	207 MARCHETTI Alessandro (ITA) NOVA RACE EVENTS	MANTORI Carlo (ITA) Nova Race Events	Mercedes AMG GT3	GT4-AM	29	54'22.272	1 Lap	9.389	26 1'43.093
----- Not Classified -----									
RETP	215 GUERRA Francesco (ITA) BMW TEAM ITALIA	RICCITELLI Simone (ITA) 1'43.305 BMW Team Italia	BMW M4 GT4	GT4-PA	17	30'52.674	13 Laps	8	1'43.264

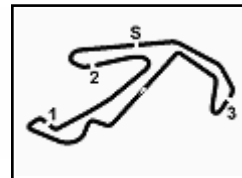
Starting: 10 Classified: 9 Not Classified: 0 Retired: 1 Not Started: 0

Fastest Lap N. 2 No. 250 Paolo Gnemmi Time 1'42.071 Avg. 149,049 Km/h

Race Director : Alessandro Ferrari

Clerk of the Course : Fabrizio Fondacci

02/08/2020 Start 14:54 End 15:49



ACI Racing Weekend Misano 30 Luglio-2 Agosto 2020
Camp.It.Gran Turismo Sprint - Results by Group Race 2

Gruppo GTCup

Laps 30 = 126,780 km - Avg 143,021 km/h - Race Time 53'11.203

No.	Driver 1 Entrant	Driver 2 Team	Car	Class	Laps	Time	Gap	Rel.	Fastest Lap
1	355 CHIESA Riccardo (ITA) EASY RACE	GRECO Matteo (ITA) Easy Race	Ferrari 488 Challenge	GTC-PA	30	53'11.203		24	1'37.323
2	333 DEMARCHI Luca (ITA) SR&R	CRISTONI Gian Piero (ITA) SR&R	Ferrari 488 Challenge	GTC-PA	30	53'37.233	26.030	26.030	23 1'39.695
----- Not Classified -----									
RET	322 SAUTO Vincenzo (ITA) DUELL RACE	CARBONI Gianluca (ITA) Duell Race	Porsche 991 GT Cup 4.0	GTC-PA	17	28'27.804	13 Laps	7	1'38.660

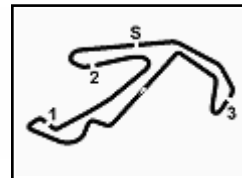
Starting: 3 Classified: 2 Not Classified: 0 Retired: 1 Not Started: 0
Fastest Lap N. 24 No. 355 Matteo Greco Time 1'37.323 Avg. 156,321 Km/h

Humidity:	75%	AIR:	27°C
Condition:	DRY	Temp:	40°C

Race Director : Alessandro Ferrari

Clerk of the Course : Fabrizio Fondacci

02/08/2020 Start 14:54 End 15:49



ACI Racing Weekend Misano 30 Luglio-2 Agosto 2020

Camp.It.Gran Turismo Sprint - Results by Class Race 2

Gruppo GT3 / Classe AM

Laps 31 = 131,006 km - Avg 148,086 km/h - Race Time 53'04.782

No.	Driver 1 Entrant	Driver 2 Team	Car	Laps	Time	Gap	Rel.	Fastest Lap
1	91 CASSARÀ Marco (ITA) 1'35.696 DINAMIC MOTORSPORT	DE GIACOMI Alex (ITA) Dinamic Motorsport	Porsche GT3	31	53'04.782		18	1'34.772
2	44 VENEROSI PESCIOLINI Paolo (ITA) 1'38.334 EBIMOTORS	BACCANI Alessandro (ITA) Ebimotors	Porsche GT3	31	53'23.016	18.234	18.234	15 1'34.765

Starting: 2 Classified: 2 Not Classified: 0 Retired: 0 Not Started: 0

Fastest Lap N. 15 No. 44 Paolo Venerosi Pesciolini Time 1'34.765 Avg. 160,540 Km/h

Gruppo GT3 / Classe Pro AM

Laps 31 = 131,006 km - Avg 149,472 km/h - Race Time 52'35.261

No.	Driver 1 Entrant	Driver 2 Team	Car	Laps	Time	Gap	Rel.	Fastest Lap
1	3 MICHELOTTO Mattia (ITA) EASY RACE	HUDSPETH Sean (ITA) 1'34.060 Easy Race	Ferrari 488	31	52'35.261		29	1'33.646
2P	25 DI AMATO Daniele (ITA) RS RACING	VEZZONI Alessandro (ITA) 1'34.277 RS Racing	Ferrari 488 GT3	31	52'36.220	0.959	0.959	19 1'33.081
3	21 MANN Simon (FRA) 1'35.006 AF CORSE	CRESSONI Matteo (ITA) AF Corse	Ferrari 488	31	52'42.344	7.083	6.124	15 1'33.083
4	90 RODA Davide (ITA) 1'35.200 AKM MOTORSPORT	SPINELLI Loris (ITA) AKM Motorsport	Mercedes AMG GT3	25	43'06.792	6 Laps	6 Laps	19 1'33.169
----- Not Classified -----								
RET	88 CAZZANIGA Riccardo (ITA) LP RACING	MARCUCCI Lorenzo (ITA) LP Racing	Lamborghini Huracan GT3	18	29'42.495	13 Laps		12 1'33.653
RET	19 NEMOTO Yuki (JPN) VINCENZO SOSPIRI RACING	TUJULA Tuomas (FIN) Vincenzo Sospiri Racing	Lamborghini Huracan GT3	1	2'12.809	30 Laps		

Starting: 6 Classified: 4 Not Classified: 0 Retired: 2 Not Started: 0

Fastest Lap N. 19 No. 25 Daniele Di Amato Time 1'33.081 Avg. 163,445 Km/h

Gruppo GT3 / Classe PRO

Laps 31 = 131,006 km - Avg 149,636 km/h - Race Time 52'31.801

No.	Driver 1 Entrant	Driver 2 Team	Car	Laps	Time	Gap	Rel.	Fastest Lap
1	27 FERRARI Lorenzo (ITA) AKM MOTORSPORT	ZAMPIERI Daniel (ITA) 1'34.107 AKM Motorsport	Mercedes AMG GT3	31	52'31.801		15	1'33.745
2	71 RODA Giorgio (ITA) 1'34.127 AF CORSE	ROVERA Alessio (ITA) AF Corse	Ferrari 488 GT3	31	52'32.520	0.719	0.719	8 1'33.151
3	12 AGOSTINI Riccardo (ITA) 1'33.294 AUDI SPORT ITALIA	MANCINELLI Daniel (ITA) Audi Sport Italia	Audi R8 LMS	31	52'33.642	1.841	1.122	16 1'33.187
4	7 COMANDINI Stefano (ITA) 1'33.569 BMW TEAM ITALIA	ZUG Marius (DEU) BMW Team Italia	BMW M6 GT3	31	52'33.849	2.048	0.207	18 1'33.120
5P	32 GALBIATI Kikko (ITA) 1'34.308 IMPERIALE RACING	VENTURINI Giovanni (CHE) Imperiale Racing	Lamborghini Huracan GT3	31	52'36.303	4.502	2.454	18 1'33.475
6	63 KROES Danny (NLD) VINCENZO SOSPIRI RACING	PULCINI Leonardo (ITA) 1'33.668 Vincenzo Sospiri Racing	Lamborghini Huracan GT3	23	41'21.655	8 Laps	8 Laps	11 1'33.591

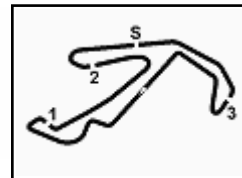
Starting: 6 Classified: 6 Not Classified: 0 Retired: 0 Not Started: 0

Fastest Lap N. 18 No. 7 Stefano Comandini Time 1'33.120 Avg. 163,376 Km/h

Race Director : Alessandro Ferrari

Clerk of the Course : Fabrizio Fondacci

Start 02/08/2020 14:54
End 15:49



ACI Racing Weekend Misano 30 Luglio-2 Agosto 2020
Camp.It.Gran Turismo Sprint - Results by Class Race 2

Gruppo GT4 / Classe AM

Laps 29 = 122,554 km - Avg 136,304 km/h - Race Time 53'56.841

No.	Driver 1 Entrant	Driver 2 Team	Car	Laps	Time	Gap	Rel.	Fastest Lap
1P 271	MELONI Paolo (RSM) W&D RACING TEAM	Scuderia W&D	BMW M4 GT4	29	53'56.841		17	1'43.462
2	297 ARRIGOSI Matteo (ITA) CRAM MOTORSPORT	PAN Adriano (CHE) 1'47.034 CRAM Motorsport	Porsche Cayman 718 GT4	29	54'05.859	9.018	9.018 15	1'43.003
3	277 MAGNONI Luca (ITA) NOVA RACE EVENTS	Nova Race Events	Mercedes AMG GT4	29	54'11.941	15.100	6.082 5	1'43.953
4	299 VEBSTER Daniel (AUS) CRAM MOTORSPORT	RIVA Giacomo (ITA) 1'44.549 CRAM Motorsport	Porsche Cayman 718 GT4	29	54'12.883	16.042	0.942 3	1'43.177
5P 207	MARCHETTI Alessandro (ITA) NOVA RACE EVENTS	MANTORI Carlo (ITA) Nova Race Events	Mercedes AMG GT3	29	54'22.272	25.431	9.389 26	1'43.093

Starting: 5 Classified: 5 Not Classified: 0 Retired: 0 Not Started: 0
Fastest Lap N. 15 No. 297 Matteo Arrigosi Time 1'43.003 Avg. 147,701 Km/h

Gruppo GT4 / Classe Pro AM

Laps 30 = 126,780 km - Avg 140,867 km/h - Race Time 53'59.985

No.	Driver 1 Entrant	Driver 2 Team	Car	Laps	Time	Gap	Rel.	Fastest Lap
1	227 SEGÙ Luca (ITA) NOVA RACE EVENTS	DE LUCA Francesco (ITA) 1'43.566 Nova Race Events	Mercedes AMG GT4	30	53'59.985		16	1'42.643
2	250 GNEMMI Paolo (ITA) 1'44.166 EBIMOTORS	PERA Riccardo (ITA) Ebmotors	Porsche Cayman 718 GT4	30	54'16.374	16.389	16.389 2	1'42.071
3	288 BELICCHI Andrea (ITA) SCUDERIA VILLORBA CORSE	VULLO Jody Simone (ITA) 1'43.446 Scuderia Villorba Corse	Mercedes AMG GT4	29	53'45.747	1 Lap	1 Lap 27	1'42.078
4	252 PICCIOLI Gianluigi (ITA) 1'43.190 EBIMOTORS	DE CASTRO Sabino Marco (ITA) Ebmotors	Porsche Cayman 718 GT4	29	53'51.355	1 Lap	5.608 26	1'42.776
----- Not Classified -----								
RETP 215	GUERRA Francesco (ITA) BMW TEAM ITALIA	RICCITELLI Simone (ITA) 1'43.305 BMW Team Italia	BMW M4 GT4	17	30'52.674	13 Laps	8	1'43.264

Starting: 5 Classified: 4 Not Classified: 0 Retired: 1 Not Started: 0
Fastest Lap N. 2 No. 250 Paolo Gnemmi Time 1'42.071 Avg. 149,049 Km/h

Gruppo GTCup / Classe Pro AM

Laps 30 = 126,780 km - Avg 143,021 km/h - Race Time 53'11.203

No.	Driver 1 Entrant	Driver 2 Team	Car	Laps	Time	Gap	Rel.	Fastest Lap
1	355 CHIESA Riccardo (ITA) 1'38.351 EASY RACE	GRECO Matteo (ITA) Easy Race	Ferrari 488 Challenge	30	53'11.203		24	1'37.323
2	333 DEMARCHI Luca (ITA) SR&R	CRISTONI Gian Piero (ITA) 1'40.150 SR&R	Ferrari 488 Challenge	30	53'37.233	26.030	26.030 23	1'39.695
----- Not Classified -----								
RET 322	SAUTO Vincenzo (ITA) DUELL RACE	CARBONI Gianluca (ITA) Duell Race	Porsche 991 GT Cup 4.0	17	28'27.804	13 Laps	7	1'38.660

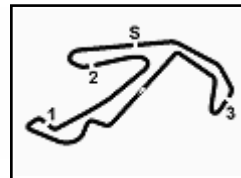
Starting: 3 Classified: 2 Not Classified: 0 Retired: 1 Not Started: 0
Fastest Lap N. 24 No. 355 Matteo Greco Time 1'37.323 Avg. 156,321 Km/h

Humidity:	75%	AIR	27°C
Condition:	DRY	Temp:	40°C

Race Director : Alessandro Ferrari

Clerk of the Course : Fabrizio Fondacci

02/08/2020 Start 14:54 End 15:49



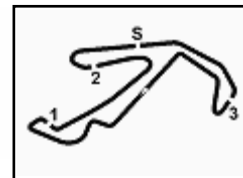
ACI Racing Weekend Misano 30 Luglio-2 Agosto 2020

Camp.It.Gran Turismo Sprint - Lap Chart Race 2

Misano Circuit Sic 58 4.226 m

		Lap																													
		1	2	3	4	5	6	7	8	9	10	11	12	13	14	15	16	17	18	19	20	21	22	23	24	25	26	27	28	29	30
Pos	1	21	21	21	21	21	21	21	21	21	21	21	21	21	21	21	21	71	7	71	71	71	71	71	71	71	71	71	32	32	32
	2	71	71	71	71	71	71	71	71	71	71	71	71	71	71	71	71	71	7	32	21	21	21	32	32	32	32	32	27	27	27
	3	12	12	12	12	12	12	12	12	12	12	12	12	12	7	7	7	32	71	32	32	27	27	27	27	27	27	25	25	25	
	4	32	32	32	32	32	32	32	32	32	32	32	32	7	32	32	32	44	21	27	27	27	21	25	25	25	25	71	71	71	
	5	7	7	7	7	7	7	7	7	7	7	7	7	32	63	27	27	27	21	27	63	63	63	7	90	90	7	7	12	12	12
	6	63	63	63	63	63	63	63	63	63	63	63	63	63	27	88	88	88	27	63	7	7	25	7	7	12	12	7	7	7	
	7	27	27	27	27	27	27	27	27	27	27	27	27	27	88	63	44	44	63	25	25	25	25	90	21	12	21	3	3	3	
	8	88	88	88	88	88	88	88	88	88	88	88	88	12	44	3	63	25	12	12	12	12	12	12	21	3	21	21	21	21	
	9	25	25	25	25	25	25	25	25	25	25	25	25	25	25	3	63	25	88	90	90	90	90	3	3	3	91	91	91	91	91
	10	90	90	90	90	90	44	44	44	44	90	90	90	90	44	322	322	12	12	3	3	3	3	91	91	91	44	44	44	44	
	11	44	44	44	44	44	90	90	90	90	44	44	44	44	3	25	25	90	90	44	44	44	44	44	44	355	355	355	355	355	
	12	91	91	91	91	91	91	91	91	91	91	91	3	3	322	12	12	322	3	91	91	91	91	63	355	355	333	333	333	333	
	13	322	322	322	322	322	3	3	3	3	3	3	91	91	355	90	90	3	91	355	355	355	355	355	333	333	227	227	227	227	
	14	250	355	355	355	3	322	322	322	322	322	322	322	322	90	91	91	91	355	333	333	333	333	333	227	227	250	250	250	250	
	15	355	250	333	3	355	355	355	355	355	355	355	355	355	91	250	250	355	333	250	250	250	227	227	250	250	288	288	288	288	
	16	333	333	250	333	333	333	333	333	333	333	333	333	250	250	355	355	250	250	227	227	227	250	250	252	288	252	252	252	252	
	17	271	271	3	250	250	250	250	250	250	250	250	250	215	215	207	207	333	227	252	252	252	252	288	252	271	271	271	271		
	18	215	215	271	271	215	215	215	215	215	215	215	215	271	207	299	333	215	252	288	288	288	288	288	271	271	207	207	207	207	
	19	227	227	215	215	227	227	227	227	227	227	227	227	207	299	333	215	227	288	271	271	271	271	207	207	297	297	297	297	297	
	20	299	3	227	227	271	271	271	271	271	271	271	271	299	271	215	227	252	271	207	207	207	207	297	297	277	277	277	277	277	
	21	288	252	252	252	252	252	252	252	252	252	288	288	227	277	227	252	288	207	299	299	299	299	299	277	277	299	299	299	299	
	22	252	207	207	288	288	288	288	288	288	288	252	207	277	333	252	288	271	299	277	277	277	297	297	299	299					
	23	277	288	288	277	277	207	207	207	207	207	207	207	299	333	227	271	271	207	277	297	297	277	277							
	24	207	277	277	207	207	277	277	277	277	277	277	277	288	252	288	299	299	297												
	25	297	299	299	299	299	299	299	299	299	299	299	299	252	252	288	277	277	277												
	26	3	297	297	297	297	297	297	297	297	297	297	297	297	297	297	297	297	297												
	27	19																													

Pos	Lap
	31
1	32
2	27
3	25
4	71
5	12
6	7
7	3
8	21
9	91
10	44



ACI Racing Weekend Misano 30 Luglio-2 Agosto 2020
Camp.It.Gran Turismo Sprint - Sector and Speeds Race 2

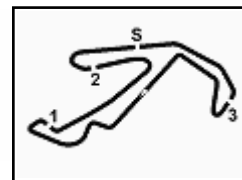
Misano Circuit Sic 58 4.226 m

RESULTS			
1	32 IMPERIALE RACING	Lamborghini Huracan GT3	Laps 31
2	27 AKM MOTORSPORT	Mercedes AMG GT3	0.498
3	71 AF CORSE	Ferrari 488 GT3	1.217
4	12 AUDI SPORT ITALIA	Audi R8 LMS	2.339
5	7 BMW TEAM ITALIA	BMW M6 GT3	2.546
6	3 EASY RACE	Ferrari 488	3.958
7	25 RS RACING	Ferrari 488 GT3	4.917
8	21 AF CORSE	Ferrari 488	11.041
9	91 DINAMIC MOTORSPORT	Porsche GT3	33.479
10	44 EBIMOTORS	Porsche GT3	51.713
11	355 EASY RACE	Ferrari 488 Challenge	1 Lap
12	333 SR&R	Ferrari 488 Challenge	1 Lap
13	227 NOVA RACE EVENTS	Mercedes AMG GT4	1 Lap
14	250 EBIMOTORS	Porsche Cayman 718 GT4	1 Lap
15	288 SCUDERIA VILLORBA CORS	Mercedes AMG GT4	2 Laps
16	252 EBIMOTORS	Porsche Cayman 718 GT4	2 Laps
17	271 W&D RACING TEAM	BMW M4 GT4	2 Laps
18	207 NOVA RACE EVENTS	Mercedes AMG GT3	2 Laps
19	297 CRAM MOTORSPORT	Porsche Cayman 718 GT4	2 Laps
20	277 NOVA RACE EVENTS	Mercedes AMG GT4	2 Laps
21	299 CRAM MOTORSPORT	Porsche Cayman 718 GT4	2 Laps
22	90 AKM MOTORSPORT	Mercedes AMG GT3	6 Laps
23	63 VINCENZO SOSPIRI RACING	Lamborghini Huracan GT3	8 Laps
RET	88 LP RACING	Lamborghini Huracan GT3	13 Laps
RET	322 DUELL RACE	Porsche 991 GT Cup 4.0	14 Laps
RET	215 BMW TEAM ITALIA	BMW M4 GT4	14 Laps
RET	19 VINCENZO SOSPIRI RACING	Lamborghini Huracan GT3	30 Laps

SPEED		
1	7 BMW TEAM ITALIA	BMW M6 GT3 221,8
2	3 EASY RACE	Ferrari 488 220,4
3	355 EASY RACE	Ferrari 488 Challenge 220,4
4	322 DUELL RACE	Porsche 991 GT Cup 4.0 218,6
5	333 SR&R	Ferrari 488 Challenge 218,6
6	90 AKM MOTORSPORT	Mercedes AMG GT3 217,3
7	71 AF CORSE	Ferrari 488 GT3 216,9
8	32 IMPERIALE RACING	Lamborghini Huracan GT3 216,9
9	12 AUDI SPORT ITALIA	Audi R8 LMS 216,9
10	25 RS RACING	Ferrari 488 GT3 216,9
11	21 AF CORSE	Ferrari 488 216,0
12	27 AKM MOTORSPORT	Mercedes AMG GT3 215,6
13	63 VINCENZO SOSPIRI RACING	Lamborghini Huracan GT3 215,1
14	91 DINAMIC MOTORSPORT	Porsche GT3 213,9
15	88 LP RACING	Lamborghini Huracan GT3 213,9
16	19 VINCENZO SOSPIRI RACING	Lamborghini Huracan GT3 213,4
17	44 EBIMOTORS	Porsche GT3 213,0
18	252 EBIMOTORS	Porsche Cayman 718 GT4 202,2
19	250 EBIMOTORS	Porsche Cayman 718 GT4 201,5
20	297 CRAM MOTORSPORT	Porsche Cayman 718 GT4 200,4
21	299 CRAM MOTORSPORT	Porsche Cayman 718 GT4 200,0
22	215 BMW TEAM ITALIA	BMW M4 GT4 198,2
23	227 NOVA RACE EVENTS	Mercedes AMG GT4 197,4
24	271 W&D RACING TEAM	BMW M4 GT4 197,4
25	277 NOVA RACE EVENTS	Mercedes AMG GT4 195,7
26	288 SCUDERIA VILLORBA CORS	Mercedes AMG GT4 195,3
27	207 NOVA RACE EVENTS	Mercedes AMG GT3 195,3

SEG. 1		SEG. 2		SEG. 3		SEG. 4	
1	71 AF CORSE 24.205	1	71 AF CORSE 22.006	1	25 RS RACING 25.805	1	12 AUDI SPORT ITALIA 20.510
2	7 BMW TEAM ITALIA 24.308	2	7 BMW TEAM ITALIA 22.008	2	7 BMW TEAM ITALIA 25.808	2	21 AF CORSE 20.518
3	12 AUDI SPORT ITALIA 24.327	3	3 EASY RACE 22.019	3	12 AUDI SPORT ITALIA 25.888	3	3 EASY RACE 20.657
4	90 AKM MOTORSPORT 24.331	4	25 RS RACING 22.051	4	71 AF CORSE 25.910	4	90 AKM MOTORSPORT 20.666
5	25 RS RACING 24.364	5	21 AF CORSE 22.058	5	90 AKM MOTORSPORT 25.923	5	25 RS RACING 20.677
6	63 VINCENZO SOSPIRI RA 24.383	6	90 AKM MOTORSPORT 22.062	6	21 AF CORSE 25.975	6	7 BMW TEAM ITALIA 20.684
7	21 AF CORSE 24.419	7	12 AUDI SPORT ITALIA 22.134	7	27 AKM MOTORSPORT 26.045	7	32 IMPERIALE RACING 20.694
8	27 AKM MOTORSPORT 24.430	8	32 IMPERIALE RACING 22.134	8	3 EASY RACE 26.055	8	71 AF CORSE 20.695
9	88 LP RACING 24.455	9	88 LP RACING 22.224	9	63 VINCENZO SOSPIRI RA 26.091	9	88 LP RACING 20.702
10	3 EASY RACE 24.473	10	27 AKM MOTORSPORT 22.236	10	32 IMPERIALE RACING 26.103	10	63 VINCENZO SOSPIRI RA 20.768
11	32 IMPERIALE RACING 24.483	11	63 VINCENZO SOSPIRI RA 22.240	11	88 LP RACING 26.184	11	27 AKM MOTORSPORT 20.829
12	91 DINAMIC MOTORSPOR 24.724	12	44 EBIMOTORS 22.379	12	44 EBIMOTORS 26.499	12	91 DINAMIC MOTORSPOR 20.936
13	44 EBIMOTORS 24.799	13	91 DINAMIC MOTORSPOR 22.422	13	91 DINAMIC MOTORSPOR 26.575	13	44 EBIMOTORS 21.026
14	355 EASY RACE 25.908	14	355 EASY RACE 22.768	14	19 VINCENZO SOSPIRI RA 26.775	14	355 EASY RACE 21.632
15	322 DUELL RACE 26.115	15	322 DUELL RACE 23.039	15	355 EASY RACE 26.777	15	322 DUELL RACE 21.926
16	250 EBIMOTORS 26.421	16	333 SR&R 23.211	16	333 SR&R 27.193	16	333 SR&R 22.257
17	333 SR&R 26.490	17	19 VINCENZO SOSPIRI RA 23.416	17	322 DUELL RACE 27.254	17	288 SCUDERIA VILLORBA C 22.628
18	288 SCUDERIA VILLORBA C 26.548	18	288 SCUDERIA VILLORBA C 24.194	18	250 EBIMOTORS 28.515	18	250 EBIMOTORS 22.668
19	299 CRAM MOTORSPORT 26.644	19	297 CRAM MOTORSPORT 24.227	19	215 BMW TEAM ITALIA 28.532	19	227 NOVA RACE EVENTS 22.697
20	227 NOVA RACE EVENTS 26.681	20	227 NOVA RACE EVENTS 24.251	20	227 NOVA RACE EVENTS 28.538	20	297 CRAM MOTORSPORT 22.752
21	252 EBIMOTORS 26.708	21	250 EBIMOTORS 24.313	21	288 SCUDERIA VILLORBA C 28.614	21	207 NOVA RACE EVENTS 22.780
22	277 NOVA RACE EVENTS 26.806	22	207 NOVA RACE EVENTS 24.370	22	271 W&D RACING TEAM 28.617	22	252 EBIMOTORS 22.860
23	207 NOVA RACE EVENTS 26.814	23	252 EBIMOTORS 24.405	23	207 NOVA RACE EVENTS 28.632	23	215 BMW TEAM ITALIA 22.885
24	215 BMW TEAM ITALIA 26.962	24	271 W&D RACING TEAM 24.443	24	252 EBIMOTORS 28.670	24	299 CRAM MOTORSPORT 22.918
25	271 W&D RACING TEAM 27.012	25	215 BMW TEAM ITALIA 24.467	25	299 CRAM MOTORSPORT 28.676	25	271 W&D RACING TEAM 22.934
26	297 CRAM MOTORSPORT 27.142	26	299 CRAM MOTORSPORT 24.601	26	297 CRAM MOTORSPORT 28.747	26	277 NOVA RACE EVENTS 23.030
27	19 VINCENZO SOSPIRI RA 30.408	27	277 NOVA RACE EVENTS 24.652	27	277 NOVA RACE EVENTS 29.029		

02/08/2020



ACI Racing Weekend Misano 30 Luglio-2 Agosto 2020

Camp.It.Gran Turismo Sprint - Analysis Race 2

Misano Circuit Sic 58.4.226m

Start at 14:54'51.460

1 / 7

3 Easy Race (1'33.646)						
Lap	Seg.1	Seg.2	Seg.3	Seg.4	Lap Time	Local Time
Sean Hudspeth						
1		24.095	26.736	42.788	2'03.168	14:56'54.628
2	26.196	22.882	26.809	21.752	1'37.639	14:58'32.267
3	24.953	22.837	26.584	21.006	1'35.380	15:00'07.647
4	24.525	22.872	26.603	20.973	1'34.973	15:01'42.620
5	24.591	22.431	26.573	20.843	1'34.438	15:03'17.058
6	24.504	22.323	26.957	20.834	1'34.618	15:04'51.676
7	24.509	22.418	26.416	20.743	1'34.086	15:06'25.762
8	24.562	22.513	26.335	20.852	1'34.262	15:08'00.024
9	24.502	22.431	26.905	21.365	1'35.203	15:09'35.227
10	24.884	22.439	26.401	20.804	1'34.528	15:11'09.755
11	24.473	22.467	26.227	20.893	1'34.060	15:12'43.815
12	24.584	22.490	26.329	21.053	1'34.456	15:14'18.271
13	25.457	22.411	26.494	21.587	1'35.949	15:15'54.220
14	25.700	22.420	26.632	21.173	1'35.925	15:17'30.145
15	24.778	22.410	26.305	20.794	1'34.287	15:19'04.432
16	24.731	22.429	26.865	31.502	1'45.527P	15:20'49.959
Mattia Michelotto						
17	1'28.767	22.884	26.635	20.938	2'39.224P	15:23'29.183
18	24.733	22.419	26.276	20.744	1'34.172	15:25'03.355
19	24.520	22.467	26.219	21.846	1'35.052	15:26'38.407
20	29.370	25.422	27.781	23.709	1'46.282	15:28'24.689
21	27.866	24.178	42.658	40.661	2'15.363	15:30'40.052
22	41.675	42.967	45.296	26.168	2'36.106	15:33'16.158
23	26.618	23.458	26.329	21.232	1'37.637	15:34'53.795
24	25.293	22.307	26.327	20.945	1'34.872	15:36'28.667
25	24.657	22.163	26.055	20.911	1'33.786	15:38'02.453
26	24.798	22.329	26.493	21.257	1'34.877	15:39'37.330
27	24.972	22.104	26.317	20.849	1'34.242	15:41'11.572
28	24.736	22.143	26.300	20.943	1'34.122	15:42'45.694
29	24.633	22.019	26.107	20.887	1'33.646	15:44'19.340
30	24.876	22.020	26.111	20.657	1'33.664	15:45'53.004
31	24.637	22.130	26.159	20.791	1'33.717	15:47'26.721
Race Time 52'35.261						

25	25.467	22.429	25.808	20.914	1'34.618	220,9	15:37'59.017
26	24.778	22.137	25.902	21.041	1'33.858	220,9	15:39'32.875
27	24.976	22.231	26.208	20.921	1'34.336	219,5	15:41'07.211
28	25.372	22.400	26.432	21.104	1'35.308	219,1	15:42'42.519
29	24.832	22.159	25.894	20.684	1'33.569	220,9	15:44'16.088
30	24.811	22.284	26.203	20.978	1'34.276	220,9	15:45'50.364
31	25.138	22.207	26.632	20.968	1'34.945	219,5	15:47'25.309
Race Time 52'33.849							

7 BMW Team Italia (1'33.120)						
Lap	Seg.1	Seg.2	Seg.3	Seg.4	Lap Time	Local Time
Marius Zug						
1		22.927	26.338	21.125	1'39.625	14:56'31.085
2	24.810	22.290	26.195	20.951	1'34.246	14:58'05.331
3	24.650	22.273	26.157	20.928	1'34.008	14:59'39.339
4	24.562	22.286	26.269	20.998	1'34.115	15:01'13.454
5	24.514	22.218	26.196	20.791	1'33.719	15:02'47.173
6	24.499	22.132	26.258	20.764	1'33.653	15:04'20.826
7	24.472	22.226	26.192	20.959	1'33.849	15:05'54.675
8	24.514	22.313	25.949	20.967	1'33.743	15:07'28.418
9	24.476	22.102	26.316	20.846	1'33.740	15:09'02.158
10	25.001	22.687	26.525	21.077	1'35.290	15:10'37.448
11	24.462	22.091	26.031	20.826	1'33.410	15:12'10.858
12	24.547	22.086	26.376	20.812	1'33.821	15:13'44.679
13	24.474	22.105	25.863	20.870	1'33.312	15:15'17.991
14	24.448	22.008	26.053	20.715	1'33.224	15:16'51.215
15	24.499	22.168	25.913	20.825	1'33.405	15:18'24.620
16	24.308	22.083	25.866	21.414	1'33.671	15:19'58.291
17	24.557	22.798	25.929	20.737	1'34.021	15:21'32.312
18	24.462	22.031	25.851	20.776	1'33.120	15:23'05.432
19	24.422	22.039	25.928	29.751	1'42.140P	15:24'47.572
Stefano Comandini						
20	1'38.580	32.542	31.871	22.612	3'05.605P	15:27'53.177
21	29.580	40.261	50.260	38.374	2'38.475	15:30'31.652
22	44.747	41.929	46.094	26.642	2'39.412	15:33'11.064
23	26.619	22.993	26.408	21.548	1'37.568	15:34'48.632
24	25.173	22.314	26.099	22.181	1'35.767	15:36'24.399

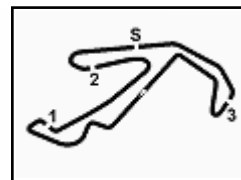
12 Audi Sport Italia (1'33.187)						
Lap	Seg.1	Seg.2	Seg.3	Seg.4	Lap Time	Local Time
Riccardo Agostini						
1		22.676	26.272	20.940	1'38.498	14:56'29.958
2	24.733	22.603	26.213	20.942	1'34.491	14:58'04.449
3	24.547	22.321	26.153	20.935	1'33.956	14:59'38.405
4	24.474	22.400	26.206	20.852	1'33.932	15:01'12.337
5	24.387	22.337	26.085	20.881	1'33.690	15:02'46.027
6	24.472	22.366	26.167	20.755	1'33.760	15:04'19.787
7	24.461	22.321	26.270	20.823	1'33.875	15:05'53.662
8	24.552	22.292	26.021	20.689	1'33.554	15:07'27.216
9	24.517	22.257	26.244	21.050	1'34.068	15:09'01.284
10	24.886	22.429	26.164	20.880	1'34.359	15:10'35.643
11	24.777	22.277	25.956	20.864	1'33.874	15:12'09.517
12	24.382	22.134	26.185	20.619	1'33.320	15:13'42.837
13	24.408	22.208	26.004	20.674	1'33.294	15:15'16.131
14	24.452	22.213	26.375	32.130	1'45.170P	15:17'01.301
Daniel Mancinelli						
15	1'42.653	22.593	26.057	21.682	2'52.985P	15:19'54.286
16	24.327	22.341	26.009	20.510	1'33.187	15:21'27.473
17	24.349	22.314	25.888	20.643	1'33.194	15:23'00.667
18	24.423	22.253	26.031	20.877	1'33.584	15:24'34.251
19	24.989	22.354	26.220	20.779	1'34.342	216,9 15:26'08.593
20	25.778	30.825	29.846	24.200	1'50.649	204,5 15:27'59.242
21	30.681	35.173	50.470	39.056	2'35.380	119,5 15:30'34.622
22	43.853	42.656	45.595	26.848	2'38.952	100,7 15:33'13.574
23	26.476	23.108	26.738	21.113	1'37.435	216,0 15:34'51.009
24	24.557	22.432	26.207	21.211	1'34.407	216,0 15:36'25.416
25	24.996	22.420	26.151	20.815	1'34.382	215,6 15:37'59.798
26	24.563	22.271	26.143	20.808	1'33.785	216,0 15:39'33.583
27	24.618	22.349	26.198	20.781	1'33.946	215,1 15:41'07.529
28	24.767	22.626	26.299	20.872	1'34.564	216,4 15:42'42.093
29	24.559	22.270	26.000	20.752	1'33.581	216,0 15:44'15.674
30	24.544	22.265	26.669	21.047	1'34.525	214,7 15:45'50.199
31	25.000	22.536	26.359	21.008	1'34.903	214,3 15:47'25.102
Race Time 52'33.642						

19 Vincenzo Sospiri Racing						
Lap	Seg.1	Seg.2	Seg.3	Seg.4	Lap Time	Local Time
Tuomas Tujula						
1		23.416	26.775	52.210	2'12.809P	213,4 14:57'04.269
Race Time 2'12.809						

21 AF Corse (1'33.083)						
Lap	Seg.1	Seg.2	Seg.3	Seg.4	Lap Time	Local Time
Matteo Cressoni						
1		22.636	26.388	20.803	1'37.626	213,4 14:56'29.086
2	24.698	22.349	26.267	20.739	1'34.053	214,7 14:58'03.139
3	24.727	22.325	26.248	20.686	1'33.986	213,9 14:59'37.125
4	24.567	22.311	26.332	20.591	1'33.801	213,4 15:01'10.926
5	24.419	22.058	26.163	20.696	1'33.336	214,7 15:02'44.262
6	24.436	22.065	26.149	20.518	1'33.168	214,3 15:04'17.430
7	24.471	22.413	26.178	20.564	1'33.626	214,3 15:05'51.056
8	24.478	22.068	26.072	20.518	1'33.136	215,6 15:07'24.192
9	24.466	22.101	26.219	21.100	1'33.886	216,0 15:08'58.078
10	25.246	22.538	26.135	21.337	1'35.256	214,7 15:10'33.334
11	24.434	22.077	26.095	20.601	1'33.207	214,7 15:12'06.541

02/08/2020

P = Pits In/Out - C = Lap Time Cancelled



ACI Racing Weekend Misano 30 Luglio-2 Agosto 2020

Camp.It.Gran Turismo Sprint - Analysis Race 2

Misano Circuit Sic 58 4.226 m

Start at 14:54'51.460

2 / 7

12	24.639	22.460	26.116	20.617	1'33.832	215,6	15:13'40.373	3	24.530	22.382	26.206	20.960	1'34.078	214,3	14:59'40.855
13	24.470	22.209	26.145	20.565	1'33.389	214,3	15:15'13.762	4	24.839	22.284	26.185	20.830	1'34.138	213,9	15:01'14.993
14	24.594	22.333	26.098	20.937	1'33.962	214,7	15:16'47.724	5	24.577	22.401	26.088	20.831	1'33.897	214,3	15:02'48.890
15	24.429	22.078	25.995	20.581	1'33.083	214,7	15:18'20.807	6	24.660	22.255	26.110	20.923	1'33.948	213,9	15:04'22.838
16	24.508	22.310	26.245	20.841	1'33.904	215,6	15:19'54.711	7	24.607	22.361	26.405	20.863	1'34.236	214,3	15:05'57.074
17	24.809	22.145	25.975	20.697	1'33.626	216,0	15:21'28.337	8	24.531	22.348	26.295	20.829	1'34.003	213,4	15:07'31.077
18	24.498	22.254	26.276	1'20.529	2'33.557P	216,0	15:24'01.894	9	24.522	22.280	26.238	21.320	1'34.360	213,9	15:09'05.437
Simon Mann															
19	41.684	22.980	26.799	21.678	1'53.141P	214,3	15:25'55.035	11	24.538	22.274	26.055	21.032	1'33.899	213,9	15:12'14.422
20	25.643	26.085	29.795	23.114	1'44.637	192,9	15:27'39.672	12	24.545	22.300	26.181	20.929	1'33.955	214,7	15:13'48.377
21	32.719	44.189	49.929	37.195	2'44.032	108,0	15:30'23.704	13	24.980	22.292	26.119	20.852	1'34.243	214,7	15:15'22.620
22	46.232	42.266	47.367	28.840	2'44.705	123,7	15:33'08.409	14	24.610	22.361	26.045	21.176	1'34.192	214,7	15:16'56.812
23	27.581	23.281	27.558	21.358	1'39.778	212,2	15:34'48.187	15	24.558	22.259	26.085	20.843	1'33.745	214,3	15:18'30.557
24	25.264	23.096	27.401	21.373	1'37.134	212,6	15:36'25.321	16	24.509	22.248	26.089	20.912	1'33.758	214,7	15:20'04.315
25	25.665	22.732	26.553	21.214	1'36.164	213,9	15:38'01.485	17	24.480	22.307	26.249	20.928	1'33.957	213,4	15:21'38.272
26	24.969	22.775	26.627	21.334	1'35.705	214,3	15:39'37.190	18	24.580	22.678	26.074	1'13.760	2'27.092P	215,1	15:24'05.364
27	25.714	22.621	26.536	21.137	1'36.008	213,9	15:41'13.198	Daniel Zampieri							
28	24.974	22.518	26.548	21.181	1'35.221	213,4	15:42'48.419	19	44.581	22.473	26.432	20.841	1'54.327P	213,0	15:25'59.691
29	24.883	22.487	26.701	21.085	1'35.156	213,9	15:44'23.575	20	25.088	31.885	32.212	23.207	1'52.392	179,4	15:27'52.083
30	24.910	22.541	26.640	21.132	1'35.223	213,4	15:45'58.798	21	29.589	39.318	50.465	37.833	2'37.205	107,2	15:30'29.288
31	24.875	22.472	26.644	21.015	1'35.006	213,9	15:47'33.804	22	45.074	41.951	46.760	27.420	2'41.205	132,8	15:33'10.493
Race Time 52'42.344															

25 RS Racing (1'33.081)

Lap	Seg.1	Seg.2	Seg.3	Seg.4	Lap Time	km/h	Local Time
Alessandro Vezzoni							
1		23.496	26.995	21.549	1'42.964	213,9	14:56'34.424
2	24.946	22.515	26.357	21.071	1'34.889	214,7	14:58'09.313
3	24.832	22.427	26.249	20.926	1'34.434	215,1	14:59'43.747
4	25.018	22.241	26.253	21.015	1'34.527	214,7	15:01'18.274
5	24.691	22.296	26.323	20.967	1'34.277	215,1	15:02'52.551
6	24.723	22.760	26.172	20.949	1'34.604	214,7	15:04'27.155
7	24.805	22.384	26.261	20.899	1'34.349	214,7	15:06'01.504
8	24.947	22.333	26.302	20.973	1'34.555	215,1	15:07'36.059
9	24.866	22.477	26.373	20.875	1'34.591	215,6	15:09'10.650
10	24.915	22.235	26.730	21.278	1'35.158	214,7	15:10'45.808
11	25.532	22.901	26.746	21.003	1'36.182	216,4	15:12'21.990
12	24.791	23.209	26.278	20.980	1'35.258	215,1	15:13'57.248
13	24.882	22.408	26.365	20.872	1'34.527	216,0	15:15'31.775
14	25.033	22.594	26.661	30.961	1'45.249P	215,1	15:17'17.024
Daniele Di Amato							
15	1'25.720	22.344	26.435	20.694	2'35.193P	216,0	15:19'52.217
16	24.425	22.257	25.825	20.709	1'33.216	216,4	15:21'25.433
17	24.435	22.511	25.874	20.677	1'33.497	215,6	15:22'58.930
18	24.544	22.383	25.890	20.707	1'33.524	216,0	15:24'32.454
19	24.364	22.051	25.928	20.738	1'33.081	216,0	15:26'05.535
20	27.358	30.312	29.118	21.931	1'48.719	213,9	15:27'54.254
21	29.056	40.267	50.245	38.476	2'38.044	100,7	15:30'32.298
22	44.803	42.009	45.699	26.714	2'39.225	103,7	15:33'11.523
23	26.573	22.688	26.610	21.473	1'37.344	216,9	15:34'48.867
24	25.306	22.494	26.143	21.332	1'35.275	216,0	15:36'24.142
25	24.628	22.163	25.805	20.762	1'33.358	216,0	15:37'57.500
26	24.515	22.102	26.046	20.910	1'33.573	215,6	15:39'31.073
27	24.579	22.414	26.251	21.075	1'34.319	216,9	15:41'05.392
28	24.747	22.270	26.303	21.410	1'34.730	216,9	15:42'40.122
29	24.572	22.267	26.221	20.915	1'33.975	215,6	15:44'14.097
30	25.157	22.663	26.499	20.882	1'35.201	216,0	15:45'49.298
31	24.765	22.245	26.055	21.135	1'34.200	216,4	15:47'23.498
Race Time 52'32.038 + 4.182Pen							

32 Imperiale Racing (1'33.475)

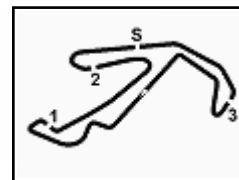
Lap	Seg.1	Seg.2	Seg.3	Seg.4	Lap Time	km/h	Local Time	
Giovanni Venturini								
1			22.758	26.490	20.861	1'39.053	214,3	14:56'30.513
2	24.795	22.368	26.301	20.936	1'34.400	215,1	14:58'04.913	
3	24.796	22.180	26.206	20.906	1'34.088	214,7	14:59'39.001	
4	24.672	22.256	26.216	20.794	1'33.938	214,7	15:01'12.939	
5	24.697	22.292	26.161	20.694	1'33.844	215,6	15:02'46.783	
6	24.574	22.188	26.192	20.736	1'33.690	215,1	15:04'20.473	
7	24.601	22.177	26.155	20.825	1'33.758	214,7	15:05'54.231	
8	24.687	22.240	26.107	20.756	1'33.790	216,0	15:07'28.021	
9	24.607	22.213	26.285	20.788	1'33.893	216,9	15:09'01.914	
10	24.880	22.178	26.924	20.787	1'34.769	216,9	15:10'36.683	
11	24.717	22.222	26.106	20.852	1'33.897	215,1	15:12'10.580	
12	24.574	22.278	26.185	20.750	1'33.787	216,4	15:13'44.367	
13	24.533	22.161	26.720	20.942	1'34.356	216,9	15:15'18.723	
14	24.568	22.192	26.425	20.957	1'34.142	216,0	15:16'52.865	
15	24.547	22.218	26.124	20.760	1'33.649	215,1	15:18'26.514	
16	24.520	22.175	26.160	20.786	1'33.641	215,1	15:20'00.155	
17	25.142	22.249	26.150	21.491	1'35.032	215,1	15:21'35.187	
18	24.483	22.134	26.153	20.705	1'33.475	215,1	15:23'08.662	
19	24.716	22.180	26.382	30.333	1'43.611P	215,1	15:24'52.273	
Kikko Galbiati								
20	1'29.350	27.502	29.231	22.375	2'48.458P	211,8	15:27'40.731	
21	32.227	44.428	50.010	37.852	2'44.517	109,2	15:30'25.248	
22	45.592	42.383	47.033	28.291	2'43.299	133,0	15:33'08.547	
23	27.004	22.959	26.208	20.924	1'37.095	214,7	15:34'45.642	
24	24.637	22.502	26.219	20.950	1'34.308	215,1	15:36'19.950	
25	24.979	22.468	26.311	20.928	1'34.686	214,7	15:37'54.636	
26	25.182	22.669	26.286	21.171	1'35.308	215,1	15:39'29.944	
27	24.796	22.396	26.271	21.177	1'34.640	214,7	15:41'04.584	
28	24.766	22.357	26.103	21.083	1'34.309	215,6	15:42'38.893	
29	24.999	22.202	26.309	20.996	1'34.506	214,3	15:44'13.399	

27 AKM Motorsport (1'33.745)

Lap	Seg.1	Seg.2	Seg.3	Seg.4	Lap Time	km/h	Local Time
Lorenzo Ferrari							
1		23.239	26.515	21.000	1'40.831	213,0	14:56'32.291
2	24.653	22.521	26.371	20.941	1'34.486	213,9	14:58'06.777

02/08/2020

P = Pits In/Out - C = Lap Time Cancelled



ACI Racing Weekend Misano 30 Luglio-2 Agosto 2020

Camp.It.Gran Turismo Sprint - Analysis Race 2

Misano Circuit Sic 58.4.226 m

3 / 7

Start at 14:54'51.460

30	25.337	22.329	26.257	20.939	1'34.862	214,3	15:45'48.261	21	29.596	39.421	50.696	38.061	2'37.774	95,0	15:30'30.266
31	24.845	22.293	26.383	20.981	1'34.502	214,3	15:47'22.763	22	45.494	41.718	46.182	26.985	2'40.379	113,9	15:33'10.645
								23	53.294	42.816	41.563	44.797	3'02.470P	137,2	15:36'13.115

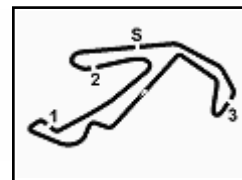
Race Time 52'31.303

Race Time 41'21.655

44 Ebimotors (1'34.765)								71 AF Corse (1'33.151)							
Lap	Seg.1	Seg.2	Seg.3	Seg.4	Lap Time	km/h	Local Time	Lap	Seg.1	Seg.2	Seg.3	Seg.4	Lap Time	km/h	Local Time
Alessandro Baccani								Alessio Rovera							
1		23.716	27.084	21.866	1'44.483	212,2	14:56'35.943	1		26.446	20.914	1'38.029	212,6	14:56'29.489	
2	25.518	22.634	26.677	21.492	1'36.321	212,2	14:58'12.264	2	24.733	22.420	26.167	20.775	1'34.095	213,0	14:58'03.584
3	25.060	22.717	26.774	21.294	1'35.845	211,4	14:59'48.109	3	24.624	22.331	26.256	20.851	1'34.062	215,6	14:59'37.646
4	25.018	22.504	26.786	21.293	1'35.601	211,4	15:01'23.710	4	24.539	22.288	26.182	20.728	1'33.737	215,1	15:01'11.383
5	25.065	22.555	26.784	21.310	1'35.714	211,8	15:02'59.424	5	24.500	22.180	26.057	20.698	1'33.365	214,7	15:02'44.748
6	24.971	22.408	26.664	21.192	1'35.235	211,4	15:04'34.659	6	24.447	22.116	26.182	20.695	1'33.440	216,9	15:04'18.188
7	24.949	22.593	26.864	21.840	1'36.246	211,8	15:06'10.905	7	24.465	22.182	26.130	20.756	1'33.533	215,6	15:05'51.721
8	25.040	22.530	27.029	21.376	1'35.975	211,8	15:07'46.880	8	24.369	22.084	25.960	20.738	1'33.151	214,7	15:07'24.872
9	25.217	22.561	26.539	21.124	1'35.441	211,4	15:09'22.321	9	24.465	22.173	26.072	21.159	1'33.869	216,0	15:08'58.741
10	25.494	23.725	26.879	21.241	1'37.339	212,6	15:10'59.660	10	25.863	22.475	26.152	20.812	1'35.302	215,1	15:10'34.043
11	24.984	22.579	26.499	21.429	1'35.491	212,6	15:12'35.151	11	24.364	22.023	26.018	20.824	1'33.229	215,1	15:12'07.272
12	25.434	22.430	26.655	22.183	1'36.702	212,6	15:14'11.853	12	24.366	22.167	26.200	20.789	1'33.552	215,1	15:13'40.824
13	26.484	23.216	26.876	21.396	1'37.972	213,0	15:15'49.825	13	24.396	22.167	26.200	20.789	1'33.552	215,1	15:13'40.824
14	25.012	22.708	26.794	21.236	1'35.750	211,8	15:17'25.575	14	24.513	22.006	26.180	20.795	1'33.494	215,6	15:15'14.318
15	24.804	22.379	26.556	21.026	1'34.765	210,9	15:19'00.340	15	24.408	22.280	26.142	20.983	1'33.813	211,8	15:16'48.131
16	25.449	22.767	26.586	21.159	1'35.961	211,4	15:20'36.301	16	24.526	22.007	26.068	20.738	1'33.339	215,6	15:18'21.470
17	24.924	22.455	27.357	21.720	1'36.456	212,2	15:22'12.757	17	24.417	22.090	26.197	20.965	1'33.669	213,4	15:19'55.139
18	24.799	22.580	26.606	32.379	1'46.364P	211,4	15:23'59.121	18	24.873	22.172	25.910	20.758	1'33.713	216,0	15:21'28.852
Paolo Venerosi Pesciolini								Giorgio Roda							
19	1'30.748	23.764	27.332	23.107	2'44.951P	208,9	15:26'44.072	19	24.205	22.145	26.028	1'18.024	2'30.402P	215,1	15:25'32.825
20	27.264	23.599	28.306	23.044	1'42.213	208,1	15:28'26.285								
21	27.517	23.833	42.632	40.611	2'14.593	145,4	15:30'40.878	20	40.519	24.556	28.419	23.357	1'56.851P	213,0	15:27'29.676
22	41.598	43.423	44.952	26.603	2'36.576	115,9	15:33'17.454	21	39.829	44.462	49.960	37.607	2'51.858	113,1	15:30'21.534
23	27.329	23.891	29.316	22.373	1'42.909	207,3	15:35'00.363	22	45.938	41.914	48.368	29.212	2'45.432	126,3	15:33'06.966
24	26.709	23.404	27.428	22.678	1'40.219	210,1	15:36'40.582	23	25.781	23.124	26.937	21.193	1'37.035	213,4	15:34'44.001
25	26.095	23.201	29.088	22.230	1'40.614	207,7	15:38'21.196	24	25.092	22.610	26.750	21.133	1'35.585	212,6	15:36'19.586
26	26.065	23.008	27.307	21.954	1'38.334	209,3	15:39'59.530	25	24.890	22.550	26.393	20.995	1'34.828	214,7	15:37'54.414
27	25.939	23.162	27.244	22.255	1'38.600	209,3	15:41'38.130	26	24.947	22.603	26.530	20.937	1'35.017	214,7	15:39'29.431
28	26.317	23.174	27.403	22.292	1'39.186	208,5	15:43'17.316	27	24.874	22.436	26.371	21.091	1'34.772	214,3	15:41'04.203
29	26.134	23.229	27.254	22.067	1'38.684	208,5	15:44'56.000	28	24.783	22.225	26.348	23.215	1'36.571	216,0	15:42'40.774
30	26.414	23.266	27.408	22.056	1'39.144	209,3	15:46'35.144	29	24.978	22.216	26.068	20.865	1'34.127	216,4	15:44'14.901
31	26.186	23.308	27.676	22.162	1'39.332	208,5	15:48'14.476	30	24.808	22.509	26.471	21.037	1'34.825	216,9	15:45'49.726
Race Time 53'23.016								31	24.848	22.147	26.245	21.014	1'34.254	216,4	15:47'23.980
								Race Time 52'32.520							

63 Vincenzo Sospiri Racing (1'33.591)								88 LP Racing (1'33.653)							
Lap	Seg.1	Seg.2	Seg.3	Seg.4	Lap Time	km/h	Local Time	Lap	Seg.1	Seg.2	Seg.3	Seg.4	Lap Time	km/h	Local Time
Danny Kroes								Riccardo Cazzaniga							
1		23.266	26.438	21.038	1'40.326	212,6	14:56'31.786	1		23.591	27.287	21.240	1'42.331	210,1	14:56'33.791
2	24.722	22.541	26.399	20.838	1'34.500	213,9	14:58'06.286	2	24.739	22.506	26.280	20.781	1'34.306	212,6	14:58'08.097
3	24.541	22.450	26.207	20.901	1'34.099	213,4	14:59'40.385	3	24.660	22.536	26.333	20.937	1'34.466	212,2	14:59'42.563
4	24.453	22.320	26.246	20.862	1'33.881	213,9	15:01'14.266	4	24.753	22.375	26.412	20.922	1'34.462	211,8	15:01'17.025
5	24.519	22.374	26.210	20.861	1'33.964	213,9	15:02'48.230	5	24.594	22.275	26.361	20.869	1'34.099	211,8	15:02'51.124
6	24.573	22.379	26.113	20.846	1'33.911	213,9	15:04'22.141	6	24.541	22.390	26.356	20.780	1'34.067	212,2	15:04'25.191
7	24.444	22.323	26.461	20.768	1'33.996	213,9	15:05'56.137	7	24.621	22.380	26.308	21.400	1'34.709	213,0	15:05'59.900
8	24.388	22.290	26.190	20.856	1'33.724	214,3	15:07'29.861	8	24.510	22.380	26.308	21.400	1'34.709	213,0	15:05'59.900
9	24.433	22.278	26.295	21.214	1'34.220	214,7	15:09'04.081	9	24.455	22.315	26.273	20.787	1'33.951	213,0	15:07'33.851
10	24.594	22.357	26.412	21.816	1'35.179	214,3	15:10'39.260	10	24.736	22.224	26.302	20.773	1'33.845	213,0	15:09'07.696
11	24.450	22.240	26.098	20.803	1'33.591	213,9	15:12'12.851	11	25.859	22.933	26.327	21.450	1'36.569	212,6	15:12'18.791
12	24.477	22.354	26.125	21.460	1'34.416	214,3	15:13'47.267	12	24.504	22.263	26.184	20.702	1'33.653	213,0	15:13'52.444
13	24.643	22.353	26.155	20.836	1'33.987	215,1	15:15'21.254	13	24.486	22.460	26.259	20.714	1'33.919	213,4	15:15'26.363
14	24.645	22.497	26.450	21.033	1'34.625	213,9	15:16'55.879	14	24.606	22.337	26.237	20.775	1'33.955	213,0	15:17'00.318
15	24.665	22.341	26.183	30.435	1'43.624P	213,9	15:18'39.503	15	24.519	22.396	26.284	20.784	1'33.983	212,2	15:18'34.301
Leonardo Pulcini								Lorenzo Marcucci							
16	1'27.777	22.521	26.270	20.842	2'37.410P	214,3	15:21'16.913	16	24.601	22.457	26.261	20.785	1'34.104	212,6	15:20'08.405
17	24.531	22.288	26.162	22.523	1'35.504	214,7	15:22'52.417	17	24.496	22.455	26.218	30.167	1'43.336P	213,0	15:21'51.741
18	24.383	22.348	26.091	20.846	1'33.668	214,7	15:24'26.085								
19	24.522	22.370	26.163	20.837	1'33.892	214,7	15:25'59.977	18	1'31.494	22.980	26.634	21.106	2'42.214P	213,0	15:24'33.955
20	25.155	32.100	32.561	22.699	1'52.515	156,1	15:27'52.492	Race Time 29'42.495							

02/08/2020 P = Pits In/Out - C = Lap Time Cancelled



Misano Circuit Sic 58 4.226 m

ACI Racing Weekend Misano 30 Luglio-2 Agosto 2020

Camp.It.Gran Turismo Sprint - Analysis Race 2

Start at 14:54'51.460

4 / 7

90 AKM Motorsport (1'33.169)							
Lap	Seg.1	Seg.2	Seg.3	Seg.4	Lap Time	km/h	Local Time
Davide Roda							
1		23.459	26.990	22.111	1'43.886	214,3	14:56'35.346
2	25.267	22.603	26.737	21.853	1'36.460	213,4	14:58'11.806
3	25.082	22.541	26.699	21.259	1'35.581	213,9	14:59'47.387
4	25.018	22.617	26.559	21.152	1'35.346	213,0	15:01'22.733
5	24.941	22.769	26.573	21.166	1'35.449	214,3	15:02'58.182
6	25.150	22.813	26.610	21.116	1'35.689	213,9	15:04'33.871
7	24.902	22.712	26.539	23.397	1'37.550	213,9	15:06'11.421
8	25.199	22.513	26.602	21.348	1'35.662	216,0	15:07'47.083
9	25.436	22.715	26.379	21.081	1'35.611	215,1	15:09'22.694
10	25.392	22.951	26.506	21.175	1'36.024	213,9	15:10'58.718
11	24.857	22.639	26.442	21.262	1'35.200	215,1	15:12'33.918
12	25.274	22.696	26.718	22.385	1'37.073	215,1	15:14'10.991
13	25.296	22.818	26.551	21.090	1'35.755	215,1	15:15'46.746
14	25.283	22.904	26.428	1'18.072	2'32.687P	214,3	15:18'19.433
Loris Spinelli							
15	41.402	22.237	25.996	20.680	1'50.315P	215,6	15:20'09.748
16	24.497	22.136	25.956	20.817	1'33.406	215,1	15:21'43.154
17	24.331	22.238	25.944	20.699	1'33.212	215,6	15:23'16.366
18	24.494	22.062	25.960	20.666	1'33.182	215,6	15:24'49.548
19	24.465	22.096	25.923	20.685	1'33.169	215,1	15:26'22.717
20	26.026	22.419	26.919	23.091	1'38.455	215,6	15:28'01.172
21	30.144	36.203	50.088	40.664	2'37.099	111,9	15:30'38.271
22	41.472	43.775	45.256	26.375	2'36.878	93,1	15:33'15.149
23	25.349	22.413	26.256	20.797	1'34.815	217,3	15:34'49.964
24	24.643	22.344	26.286	21.154	1'34.427	216,4	15:36'24.391
25	24.825	22.129	26.041	20.866	1'33.861	216,4	15:37'58.252
Race Time 43'06.792							

91 Dinamic Motorsport (1'34.772)							
Lap	Seg.1	Seg.2	Seg.3	Seg.4	Lap Time	km/h	Local Time
Marco Cassarà							
1		23.393	27.405	21.706	1'44.898	212,2	14:56'36.358
2	26.335	23.099	26.866	21.261	1'37.561	212,2	14:58'13.919
3	25.162	22.890	26.989	21.283	1'36.324	211,4	14:59'50.243
4	25.197	22.676	27.031	21.479	1'36.383	210,9	15:01'26.626
5	25.005	22.965	26.975	21.387	1'36.332	211,4	15:03'02.958
6	25.092	22.892	26.813	21.100	1'35.897	212,2	15:04'38.855
7	24.837	22.841	26.990	21.350	1'36.018	211,8	15:06'14.873
8	25.205	23.275	27.940	21.706	1'38.126	212,2	15:07'52.999
9	25.916	23.472	27.059	21.391	1'37.838	211,4	15:09'30.837
10	25.087	22.827	26.902	21.318	1'36.134	212,6	15:11'06.931
11	24.906	22.723	26.585	21.482	1'35.696	212,6	15:12'42.667
12	24.818	22.755	26.725	22.325	1'36.623	213,4	15:14'19.290
13	27.864	23.785	27.641	21.763	1'41.053	211,4	15:16'00.343
14	25.216	23.097	28.172	1'27.402	2'43.887P	211,8	15:18'44.230
Alex De Giacomi							
15	42.197	23.119	26.760	21.608	1'53.684P		15:20'37.914
16	24.853	22.499	26.663	21.759	1'35.774	212,2	15:22'13.688
17	24.724	22.446	26.731	20.936	1'34.837	211,4	15:23'48.525
18	24.760	22.422	26.575	21.015	1'34.772	211,4	15:25'23.297
19	25.396	22.947	27.197	22.134	1'37.674	211,4	15:27'00.971
20	26.520	24.395	29.008	22.758	1'42.681	209,7	15:28'43.652
21	28.890	25.892	29.966	35.544	2'00.292	189,8	15:30'43.944
22	41.344	43.238	43.760	26.900	2'35.242		15:33'19.186
23	25.953	23.754	28.103	21.664	1'39.474	213,9	15:34'58.660
24	25.252	23.347	27.129	22.436	1'38.164	212,6	15:36'36.824
25	27.535	23.468	27.026	21.595	1'39.624	211,8	15:38'16.448
26	24.921	22.686	26.636	21.153	1'35.396	212,2	15:39'51.844
27	25.035	22.838	26.701	21.140	1'35.714	211,8	15:41'27.558
28	25.212	22.682	26.694	21.442	1'36.030	212,2	15:43'03.588
29	25.648	22.930	27.027	21.500	1'37.105	211,4	15:44'40.693
30	25.361	22.912	27.307	21.620	1'37.200	210,9	15:46'17.893

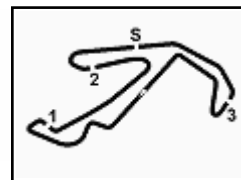
02/08/2020

P = Pits In/Out - C = Lap Time Cancelled

207 Nova Race Events (1'43.093)							
Lap	Seg.1	Seg.2	Seg.3	Seg.4	Lap Time	km/h	Local Time
Carlo Mantori							
1		25.617	29.196	25.298	1'57.188	194,6	14:56'48.648
2	28.236	24.696	28.868	23.092	1'44.892	193,9	14:58'33.540
3	27.350	24.895	28.819	23.055	1'44.119	194,2	15:00'17.659
4	29.209	25.054	28.953	23.057	1'46.273	194,9	15:02'03.932
5	27.196	24.756	29.014	23.023	1'43.989	194,9	15:03'47.921
6	27.133	24.801	28.951	23.123	1'44.008	193,9	15:05'31.929
7	26.814	24.525	28.963	22.916	1'43.218	193,5	15:07'15.147
8	27.253	24.650	28.702	23.571	1'44.176	194,6	15:08'59.323
9	27.683	25.200	29.401	23.031	1'45.315	194,6	15:10'44.638
10	27.368	24.370	28.632	22.780	1'43.150	195,3	15:12'27.788
11	26.933	24.712	28.866	24.674	1'45.185	195,3	15:14'12.973
12	27.308	24.458	29.104	23.119	1'43.989	193,9	15:15'56.962
13	27.108	24.428	29.048	22.925	1'43.509	194,9	15:17'40.471
14	27.186	24.512	28.693	23.113	1'43.504	193,9	15:19'23.975
15	26.875	24.501	28.835	23.042	1'43.253	192,9	15:21'07.228
16	27.221	24.669	29.759	34.425	1'56.074P	193,2	15:23'03.302
17	1'34.831	24.826	28.909	22.938	2'51.504P		15:25'54.806
18	27.496	29.592	29.962	23.302	1'50.352	194,9	15:27'45.158
19	30.279	43.957	50.370	37.976	2'42.582	103,9	15:30'27.740
20	45.223	42.081	46.593	28.652	2'42.549	115,1	15:33'10.289
21	29.132	25.567	30.373	23.553	1'48.625	194,6	15:34'58.914
22	27.426	25.155	28.956	23.328	1'44.865	194,9	15:36'43.779
23	26.864	24.885	28.877	22.889	1'43.515	193,9	15:38'27.294
24	27.112	24.674	28.720	22.891	1'43.397	194,2	15:40'10.691
25	26.956	24.630	29.272	22.850	1'43.708	190,1	15:41'54.399
26	26.880	24.499	28.777	22.937	1'43.093	194,2	15:43'37.492
27	27.030	24.523	28.931	22.853	1'43.337	193,2	15:45'20.829
28	27.011	24.455	28.948	23.343	1'43.757	194,6	15:47'04.586
29	27.358	24.452	29.229	23.107	1'44.146	193,2	15:48'48.732
Race Time 53'57.272							

215 BMW Team Italia (1'43.264)							
Lap	Seg.1	Seg.2	Seg.3	Seg.4	Lap Time	km/h	Local Time
Francesco Guerra							
1		25.149	28.746	23.404	1'52.796	197,8	14:56'44.256
2	27.248	25.086	29.032	23.113	1'44.479	198,2	14:58'28.735
3	27.142	24.564	28.994	23.218	1'43.918	197,8	15:00'12.653
4	27.447	24.748	28.791	23.031	1'44.017	197,8	15:01'56.670
5	27.324	25.038	28.605	22.885	1'43.852	197,4	15:03'40.522
6	27.295	24.624	28.636	22.947	1'43.502	197,4	15:05'24.024
7	27.043	24.625	28.727	23.151	1'43.546	196,7	15:07'07.570
8	26.962	24.592	28.728	22.982	1'43.264	197,1	15:08'50.834
9	27.027	24.549	28.539	23.285	1'43.400	197,8	15:10'34.234
10	28.533	24.856	28.727	23.224	1'45.340	197,4	15:12'19.574
11	26.981	25.042	28.667	23.012	1'43.702	197,1	15:14'03.276
12	27.079	24.467	28.735	23.012	1'43.293	197,4	15:15'46.569
13	27.517	24.724	28.532	22.944	1'43.717	197,1	15:17'30.286
14	27.142	24.489	28.752	32.237	1'52.620P	197,4	15:19'22.906
Simone Riccitelli							
15	1'34.411	24.687	28.665	23.803	2'51.566P	197,1	15:22'14.472
16	27.028	24.612	28.743	22.922	1'43.305	197,4	15:23'57.777
17	27.475	25.044	29.035	23.294	1'44.848	197,1	15:25'42.625
Race Time 30'51.165 + 1.509Pen							

227 Nova Race Events (1'42.643)							
Lap	Seg.1	Seg.2	Seg.3	Seg.4	Lap Time	km/h	Local Time
Francesco De Luca							
1		25.589	29.249	24.798	1'54.866	196,0	14:56'46.326
2	27.150	24.566	28.922	22.934	1'43.572	196,0	14:58'29.898
3	27.024	24.735	28.810	22.997	1'43.566	197,4	15:00'13.464



ACI Racing Weekend Misano 30 Luglio-2 Agosto 2020 Camp.It.Gran Turismo Sprint - Analysis Race 2

Misano Circuit Sic 58 4.226 m

Start at 14:54'51.460

5 / 7

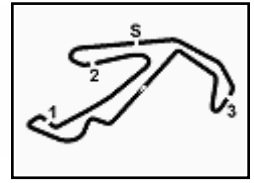
Lap	Seg.1	Seg.2	Seg.3	Seg.4	Lap Time	km/h	Local Time
252 Ebimotors (1'42.776)							
Gianluigi Piccioli							
1		26.199	29.277	25.007	1'56.505	200,7	14:56'47.965
2	27.775	24.770	29.247	23.473	1'45.265	199,6	14:58'33.230
3	27.173	24.901	28.814	23.149	1'44.037	198,9	15:00'17.267
4	27.319	24.729	29.141	23.169	1'44.358	198,2	15:02'01.625
5	27.465	24.870	28.928	23.086	1'44.349	200,7	15:03'45.974
6	27.097	24.866	29.054	22.956	1'43.973	199,3	15:05'29.947
7	27.022	24.790	28.994	23.098	1'43.904	199,3	15:07'13.851
8	27.012	24.484	28.834	22.860	1'43.190	199,3	15:08'57.041
9	27.346	24.646	29.408	23.428	1'44.828	198,2	15:10'41.869
10	27.939	24.603	28.980	23.121	1'44.643	200,7	15:12'26.512
11	27.273	25.046	29.132	23.151	1'44.602	202,2	15:14'11.114
12	27.913	25.391	29.111	36.203	1'58.618P	200,0	15:16'09.732
Sabino Marco De Castro							
13	1'31.168	24.623	28.877	23.045	2'47.713P	199,3	15:18'57.445
14	26.780	24.597	28.842	23.363	1'43.582	198,2	15:20'41.027
15	26.708	24.823	28.873	23.052	1'43.456	198,9	15:22'24.483
16	26.998	24.578	28.842	23.002	1'43.420	198,9	15:24'07.903
17	26.942	24.661	28.804	23.383	1'43.790	198,5	15:25'51.693
18	27.272	25.079	29.176	23.423	1'44.950	198,9	15:27'36.643
19	33.970	43.947	50.289	37.444	2'45.650	100,3	15:30'22.293
20	45.901	42.103	48.064	29.610	2'45.678	117,5	15:33'07.971
21	27.355	24.940	28.869	23.438	1'44.602	201,1	15:34'52.573
22	27.339	24.722	28.732	23.004	1'43.797	200,0	15:36'36.370
23	28.600	24.451	28.815	23.000	1'44.866	200,7	15:38'21.236
24	26.913	24.649	28.670	23.175	1'43.407	200,4	15:40'04.643
25	27.431	25.555	28.733	23.060	1'44.779	199,3	15:41'49.422
26	26.724	24.405	28.771	22.876	1'42.776	199,3	15:43'32.198
27	26.986	24.624	28.675	23.027	1'43.312	199,3	15:45'15.510
28	26.974	24.644	28.768	23.363	1'43.749	199,3	15:46'59.259
29	26.882	24.727	28.695	23.252	1'43.556	199,6	15:48'42.815
Race Time 53'59.985							

Lap	Seg.1	Seg.2	Seg.3	Seg.4	Lap Time	km/h	Local Time
250 Ebimotors (1'42.071)							
Riccardo Pera							
1		24.414	28.515	22.686	1'48.587	198,2	14:56'40.047
2	26.421	24.332	28.604	22.714	1'42.071	197,4	14:58'22.118
3	26.620	24.334	28.792	22.836	1'42.582	196,0	15:00'04.700
4	26.742	24.586	28.625	22.703	1'42.656	199,6	15:01'47.356
5	26.734	24.558	28.997	22.668	1'42.957	198,5	15:03'30.313
6	26.676	24.361	28.601	22.688	1'42.326	200,4	15:05'12.639
7	26.840	24.383	28.729	22.777	1'42.729	197,8	15:06'55.368
8	26.931	24.553	28.745	22.783	1'43.012	200,0	15:08'38.380
9	26.958	24.313	28.766	22.860	1'42.897	199,6	15:10'21.277
10	26.887	24.314	28.727	22.804	1'42.732	198,9	15:12'04.009
11	26.939	24.629	29.074	22.973	1'43.615	200,0	15:13'47.624
12	27.618	24.557	28.679	22.892	1'43.746	200,7	15:15'31.370
13	27.281	24.484	28.917	22.861	1'43.543	197,1	15:17'14.913
14	26.934	24.607	28.784	22.971	1'43.296	199,3	15:18'58.209
15	26.864	24.677	29.137	22.900	1'43.578	198,9	15:20'41.787
16	27.168	24.620	28.927	23.178	1'43.893	199,6	15:22'25.680
17	27.095	24.639	28.806	32.427	1'52.967P	201,1	15:24'18.647
Paolo Gnemmi							
18	1'40.314	25.413	29.603	23.240	2'58.570P	197,8	15:27'17.217
19	28.484	25.224	29.151	23.527	1'46.386	197,4	15:29'03.603
20	27.986	24.673	29.279	23.539	1'45.477	198,2	15:30'49.080
21	37.256	43.460	43.404	28.328	2'32.448	126,5	15:33'21.528
22	27.903	25.365	29.094	23.474	1'45.836	200,4	15:35'07.364
23	27.253	24.749	28.966	23.198	1'44.166	198,5	15:36'51.530
24	27.203	24.516	29.183	23.291	1'44.193	200,0	15:38'35.723
25	27.358	24.743	29.607	23.252	1'44.960	201,5	15:40'20.683
26	27.520	24.952	30.083	23.257	1'45.812	195,3	15:42'06.495
27	27.917	24.746	29.181	23.199	1'45.043	198,9	15:43'51.538
28	27.741	24.702	29.214	23.523	1'45.180	197,4	15:45'36.718
29	27.690	25.093	29.250	23.268	1'45.301	198,9	15:47'22.019
30	27.534	25.118	29.435	23.728	1'45.815	198,2	15:49'07.834
Race Time 54'16.374							

Lap	Seg.1	Seg.2	Seg.3	Seg.4	Lap Time	km/h	Local Time
271 W&D Racing Team (1'43.462)							
Paolo Meloni							
1		25.411	29.094	23.110	1'52.200	194,9	14:56'43.660
2	27.385	25.208	29.111	23.016	1'44.720	194,9	14:58'28.380
3	27.134	24.753	28.827	23.275	1'43.989	194,9	15:00'12.369
4	27.358	24.648	28.902	22.944	1'43.852	194,9	15:01'56.221
5	27.515	25.799	29.150	24.278	1'46.742	195,3	15:03'42.963
6	27.227	24.716	29.131	23.102	1'44.176	195,3	15:05'27.139
7	27.225	24.703	28.735	23.056	1'43.719	197,1	15:07'10.858
8	27.325	24.643	28.901	23.254	1'44.123	195,7	15:08'54.981
9	27.297	24.787	29.317	25.063	1'46.464	196,4	15:10'41.445
10	27.529	24.560	28.836	23.017	1'43.942	195,7	15:12'25.387
11	27.352	24.588	28.917	23.023	1'43.880	196,7	15:14'09.267
12	27.937	24.664	29.034	23.780	1'45.415	196,4	15:15'54.682
13	28.020	24.538	29.126	23.454	1'45.138	196,0	15:17'39.820
14	27.073	24.540	28.873	33.826	1'54.312P	195,7	15:19'34.132
15	1'34.496	24.738	28.922	23.115	2'51.271P	196,4	15:22'25.403
16	27.953	24.689	28.863	23.263	1'44.768	197,1	15:24'10.171
17	27.183	24.602	28.617	23.060	1'43.462	197,4	15:25'53.633
18	27.676	29.524	29.896	23.769	1'50.865	193,5	15:27'44.498
19	30.126	44.143	50.278	37.433	2'41.980	108,5	15:30'26.478
20	45.634	42.121	46.605	28.764	2'43.124	110,4	15:33'09.602
21	27.696	24.948	29.501	23.731	1'45.876	196,0	15:34'55.478
22	27.335	25.539	28.742	23.969	1'45.585	197,4	15:36'41.063
23	27.354	24.645	28.939	23.051	1'43.989	194,9	15:38'25.052
24	27.345	24.648	29.012	23.052	1'44.057	196,4	15:40'09.109
25	27.252	24.601	28.738	23.121	1'43.712	196,4	15:41'52.821
26	27.012	24.590	28.934	22.934	1'43.470	196,4	15:43'36.291
27	27.159	24.443	28.849	23.084	1'43.535	196,4	15:45'19.826

02/08/2020

P = Pits In/Out - C = Lap Time Cancelled



ACI Racing Weekend Misano 30 Luglio-2 Agosto 2020
Camp.It.Gran Turismo Sprint - Analysis Race 2

Misano Circuit Sic 58 4.226 m

Start at 14:54'51.460

6 / 7

Table with 7 columns: Lap, Seg.1, Seg.2, Seg.3, Seg.4, Lap Time, km/h, Local Time. Rows 28-29.

Table with 7 columns: Lap, Seg.1, Seg.2, Seg.3, Seg.4, Lap Time, km/h, Local Time. Rows 24-29.

277 Nova Race Events (1'43.953)

Main table for race analysis with 7 columns: Lap, Seg.1, Seg.2, Seg.3, Seg.4, Lap Time, km/h, Local Time. Driver: Luca Magnoni.

297 CRAM Motorsport (1'43.003)

Main table for race analysis with 7 columns: Lap, Seg.1, Seg.2, Seg.3, Seg.4, Lap Time, km/h, Local Time. Driver: Adriano Pan.

288 Scuderia Villorba Corse (1'42.078)

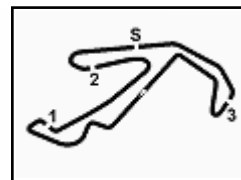
Main table for race analysis with 7 columns: Lap, Seg.1, Seg.2, Seg.3, Seg.4, Lap Time, km/h, Local Time. Driver: Jody Simone Vullo.

299 CRAM Motorsport (1'43.177)

Main table for race analysis with 7 columns: Lap, Seg.1, Seg.2, Seg.3, Seg.4, Lap Time, km/h, Local Time. Driver: Daniel Vebster.

02/08/2020 P = Pits In/Out - C = Lap Time Cancelled





ACI Racing Weekend Misano 30 Luglio-2 Agosto 2020

Camp.It.Gran Turismo Sprint - Analysis Race 2

Misano Circuit Sic 58 4.226 m

7 / 7

Start at 14:54'51.460

19	30.581	35.136	50.235	38.753	2'34.705	106,1	15:30'33.547	27	27.410	23.652	27.823	22.706	1'41.591	216,0	15:43'19.341
20	44.258	42.358	45.968	27.407	2'39.991	105,7	15:33'13.538	28	27.496	23.910	28.025	22.920	1'42.351	217,3	15:45'01.692
21	29.199	25.726	30.327	23.282	1'48.534	195,3	15:35'02.072	29	27.493	23.916	28.375	23.162	1'42.946	216,4	15:46'44.638
22	27.455	25.069	29.309	23.340	1'45.173	198,5	15:36'47.245	30	28.141	24.254	28.147	23.513	1'44.055	218,6	15:48'28.693
23	27.446	24.725	29.043	24.062	1'45.276	198,2	15:38'32.521								Race Time 53'37.233
24	28.157	26.614	29.378	23.602	1'47.751	200,0	15:40'20.272								
25	27.485	24.918	29.110	23.272	1'44.785	198,9	15:42'05.057								
26	27.474	24.749	29.061	23.265	1'44.549	198,9	15:43'49.606								
27	27.779	24.988	29.287	23.309	1'45.363	197,8	15:45'34.969								
28	27.501	24.821	29.088	23.276	1'44.686	198,2	15:47'19.655								
29	27.530	24.827	29.020	23.311	1'44.688	198,5	15:49'04.343								

Race Time 54'12.883

322 Duell Race (1'38.660)

Lap	Seg.1	Seg.2	Seg.3	Seg.4	Lap Time	km/h	Local Time
Gianluca Carboni							
1		23.857	27.770	22.094	1'46.420	214,3	14:56'37.880
2	26.319	23.331	27.254	22.181	1'39.085	214,7	14:58'16.965
3	26.262	23.192	27.407	22.034	1'38.895	216,0	14:59'55.860
4	26.188	23.073	27.654	22.151	1'39.066	214,3	15:01'34.926
5	26.295	23.120	27.499	22.075	1'38.989	215,6	15:03'13.915
6	26.133	23.211	27.881	22.089	1'39.314	215,6	15:04'53.229
7	26.115	23.141	27.425	21.979	1'38.660	215,1	15:06'31.889
8	26.253	23.184	27.515	22.085	1'39.037	215,6	15:08'10.926
9	26.304	23.195	27.417	21.926	1'38.842	216,0	15:09'49.768
10	26.377	23.039	27.514	22.150	1'39.080	216,0	15:11'28.848
11	26.586	23.485	27.447	22.121	1'39.639	215,6	15:13'08.487
12	26.341	23.048	27.561	21.978	1'38.928	215,1	15:14'47.415
13	26.188	23.298	27.415	22.015	1'38.916	216,9	15:16'26.331
14	26.328	23.124	27.404	22.108	1'38.964	216,0	15:18'05.295
15	26.149	23.211	27.433	22.070	1'38.863	214,7	15:19'44.158
16	26.246	23.240	27.415	22.112	1'39.013	215,6	15:21'23.171
17	26.778	25.164	27.974	36.177	1'56.093P	218,6	15:23'19.264

Race Time 28'27.804

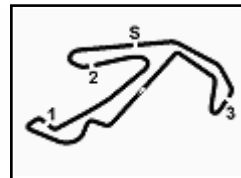
333 SR&R (1'39.695)

Lap	Seg.1	Seg.2	Seg.3	Seg.4	Lap Time	km/h	Local Time
Gian Piero Cristoni							
1		24.097	28.207	22.972	1'50.272	216,0	14:56'41.732
2	27.065	23.602	27.840	22.552	1'41.059	216,0	14:58'22.791
3	26.818	23.686	28.001	22.527	1'41.032	216,9	15:00'03.823
4	26.791	23.791	28.523	22.529	1'41.634	214,3	15:01'45.457
5	26.584	23.870	28.105	22.464	1'41.023	212,2	15:03'26.480
6	26.638	23.709	27.867	22.462	1'40.676	215,1	15:05'07.156
7	26.754	23.384	27.703	22.309	1'40.150	216,9	15:06'47.306
8	26.675	23.700	27.494	22.418	1'40.287	216,4	15:08'27.593
9	26.714	23.915	27.823	22.472	1'40.924	215,1	15:10'08.517
10	26.808	23.675	27.821	22.430	1'40.734	214,3	15:11'49.251
11	26.931	23.701	27.815	22.587	1'41.034	214,7	15:13'30.285
12	26.843	23.847	27.694	22.439	1'40.823	216,9	15:15'11.108
13	26.764	24.230	29.778	1'26.109	2'46.881P	207,7	15:17'57.989
Luca Demarchi							
14	41.885	23.795	27.913	22.833	1'56.426P	215,6	15:19'54.415
15	27.571	23.602	27.274	22.802	1'41.249	218,2	15:21'35.664
16	26.917	23.679	27.324	22.602	1'40.522	217,7	15:23'16.186
17	26.715	23.431	27.309	22.533	1'39.988	217,7	15:24'56.174
18	26.522	23.736	27.824	23.353	1'41.435	216,0	15:26'37.609
19	29.756	24.650	28.459	23.701	1'46.566	218,6	15:28'24.175
20	27.955	23.993	42.850	40.402	2'15.200	138,8	15:30'39.375
21	41.805	43.011	45.259	26.576	2'36.651	89,6	15:33'16.026
22	27.712	23.277	27.720	22.257	1'40.966	216,4	15:34'56.992
23	26.498	23.211	27.497	22.489	1'39.695	216,4	15:36'36.687
24	27.401	23.280	27.193	23.004	1'40.878	216,4	15:38'17.565
25	26.490	23.350	27.482	22.446	1'39.768	217,7	15:39'57.333
26	26.563	23.276	27.963	22.615	1'40.417	216,9	15:41'37.750

Race Time 53'11.203

02/08/2020

P = Pits In/Out - C = Lap Time Cancelled



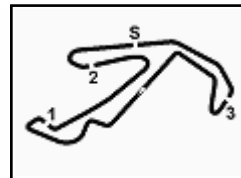
ACI Racing Weekend Misano 30 Luglio-2 Agosto 2020

Camp.It.Gran Turismo Sprint - Pit Times Race 2

Misano Circuit Sic 58 4.226 m

Pit Intervention Time: 0 secs

No.	Entrant	Car		Race Time	Local Time	Pit Time
3	Easy Race	S.HUDSPETH	PIT IN	25'46.003	15:20'37.463	
		M.MICHELOTTO	PIT OUT	27'09.602	15:22'01.062	1'23.599
7	BMW Team Italia	M.ZUG	PIT IN	29'43.625	15:24'35.085	
		S.COMANDINI	PIT OUT	31'17.182	15:26'08.642	1'33.557
12	Audi Sport Italia	R.AGOSTINI	PIT IN	21'57.171	15:16'48.631	
		D.MANCINELLI	PIT OUT	23'35.612	15:18'27.072	1'38.441
19	Vincenzo Sospiri Racing	T.TUJULA	PIT IN	1'54.832	14:56'46.292	
21	AF Corse	M.CRESSONI	PIT IN	28'08.456	15:22'59.916	
		S.MANN	PIT OUT	29'33.987	15:24'25.447	1'25.531
25	RS Racing	A.VEZZONI	PIT IN	22'12.704	15:17'04.164	
		D.DI AMATO	PIT OUT	23'34.310	15:18'25.770	1'21.606
27	AKM Motorsport	L.FERRARI	PIT IN	28'17.574	15:23'09.034	
		D.ZAMPIERI	PIT OUT	29'41.322	15:24'32.782	1'23.748
32	Imperiale Racing	G.VENTURINI	PIT IN	29'48.344	15:24'39.804	
		K.GALBIATI	PIT OUT	31'11.542	15:26'03.002	1'23.198
44	Ebimotors	A.BACCANI	PIT IN	28'54.864	15:23'46.324	
		P.VENEROSI PESCIOLINI	PIT OUT	30'19.122	15:25'10.582	1'24.258
63	Vincenzo Sospiri Racing	D.KROES	PIT IN	23'35.371	15:18'26.831	
		L.PULCINI	PIT OUT	24'59.043	15:19'50.503	1'23.672
			PIT IN	41'06.542	15:35'58.002	
71	AF Corse	A.ROVERA	PIT IN	29'40.779	15:24'32.239	
		G.RODA	PIT OUT	31'04.447	15:25'55.907	1'23.668
88	LP Racing	R.CAZZANIGA	PIT IN	26'47.750	15:21'39.210	
		L.MARCUCCI	PIT OUT	28'14.158	15:23'05.618	1'26.408
90	AKM Motorsport	D.RODA	PIT IN	22'28.390	15:17'19.850	
		L.SPINELLI	PIT OUT	23'51.944	15:18'43.404	1'23.554
91	Dinamic Motorsport	M.CASSARÀ	PIT IN	22'45.807	15:17'37.267	
		A.DE GIACOMI	PIT OUT	24'16.034	15:19'07.494	1'30.227
207	Nova Race Events	C.MANTORI	PIT IN	27'59.497	15:22'50.957	
			PIT OUT	29'28.102	15:24'19.562	1'28.605
215	BMW Team Italia	F.GUERRA	PIT IN	24'19.243	15:19'10.703	
		S.RICCITELLI	PIT OUT	25'46.740	15:20'38.200	1'27.497
227	Nova Race Events	F.DE LUCA	PIT IN	22'43.236	15:17'34.696	
		L.SEGÙ	PIT OUT	24'07.436	15:18'58.896	1'24.200
250	Ebimotors	R.PERA	PIT IN	29'13.825	15:24'05.285	
		P.GNEMMI	PIT OUT	30'48.126	15:25'39.586	1'34.301
252	Ebimotors	G.PICCIOLI	PIT IN	21'04.826	15:15'56.286	
		S.DE CASTRO	PIT OUT	22'31.086	15:17'22.546	1'26.260
271	W&D Racing Team	P.MELONI	PIT IN	24'29.971	15:19'21.431	
			PIT OUT	25'57.966	15:20'49.426	1'27.995
277	Nova Race Events	L.MAGNONI	PIT IN	24'39.059	15:19'30.519	
			PIT OUT	26'13.569	15:21'05.029	1'34.510
288	Scuderia Villorba Corse	J.VULLO	PIT IN	22'44.274	15:17'35.734	
		A.BELICCHI	PIT OUT	24'17.015	15:19'08.475	1'32.741
297	CRAM Motorsport	A.PAN	PIT IN	21'56.634	15:16'48.094	
		M.ARRIGOSI	PIT OUT	23'31.590	15:18'23.050	1'34.956
299	CRAM Motorsport	D.VEBSTER	PIT IN	26'21.003	15:21'12.463	
		G.RIVA	PIT OUT	27'47.825	15:22'39.285	1'26.822
322	Duell Race	G.CARBONI	PIT IN	28'13.292	15:23'04.752	



Misano Circuit Sic 58 4.226 m

ACI Racing Weekend Misano 30 Luglio-2 Agosto 2020

Camp.It.Gran Turismo Sprint - Pit Times Race 2

Pit Intervention Time: 0 secs

No.	Entrant	Car		Race Time	Local Time	Pit Time
322	Duell Race	V.SAUTO	PIT OUT	29'49.363	15:24'40.823	1'36.071
333	SR&R	G.CRISTONI	PIT IN	22'01.341	15:16'52.801	
		L.DEMARCHI	PIT OUT	23'30.134	15:18'21.594	1'28.793
355	Easy Race	R.CHIESA	PIT IN	23'11.814	15:18'03.274	
		M.GRECO	PIT OUT	24'38.226	15:19'29.686	1'26.412