

ACI Racing Weekend Misano 30 Luglio-2 Agosto 2020

Camp.It.Gran Turismo Sprint - Results Free Practice 1

Misano Circuit Sic 58 4.226 m

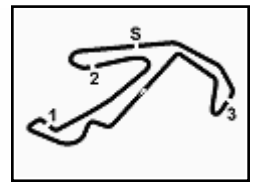
1 / 2

	Driver 1 No. Entrant	Nat	Driver 2 Team	Car	Class	Time	Gap	Avg Laps
1	71 RODA Giorgio (ITA) AF CORSE		ROVERA Alessio (ITA) AF Corse	FERRARI 488 GT3	GT3-PRO	1'33.232		163,180 22
2	12 AGOSTINI Riccardo (ITA) AUDI SPORT ITALIA		MANCINELLI Daniel (ITA) Audi Sport Italia	AUDI R8 LMS	GT3-PRO	1'33.357	0.125	162,962 27
3	21 MANN Simon (FRA) AF CORSE		CRESSONI Matteo (ITA) AF Corse	FERRARI 488	GT3-PA	1'33.427	0.195	162,839 22
4	27 FERRARI Lorenzo (ITA) AKM MOTORSPORT		ZAMPIERI Daniel (ITA) AKM Motorsport	MERCEDES AMG GT3	GT3-PRO	1'33.475	0.243	162,756 21
5	25 DI AMATO Daniele (ITA) RS RACING		VEZZONI Alessandro (ITA) RS Racing	FERRARI 488 GT3	GT3-PA	1'33.482	0.250	162,744 22
6	7 COMANDINI Stefano (ITA) BMW TEAM ITALIA		ZUG Marius (DEU) BMW Team Italia	BMW M6 GT3	GT3-PRO	1'33.572	0.340	162,587 21
7	90 RODA Davide (ITA) AKM MOTORSPORT		SPINELLI Loris (ITA) AKM Motorsport	MERCEDES AMG GT3	GT3-PA	1'33.806	0.574	162,182 13
8	3 MICHELOTTO Mattia (ITA) EASY RACE		HUDSPETH Sean (ITA) Easy Race	FERRARI 488	GT3-PA	1'34.152	0.920	161,586 25
9	32 GALBIATI Kikko (ITA) IMPERIALE RACING		VENTURINI Giovanni (CHE) Imperiale Racing	LAMBORGHINI HURACAN GT3	GT3-PRO	1'34.212	0.980	161,483 25
10	63 KROES Danny (NLD) VINCENTO SOSPIRI RACING		PULCINI Leonardo (ITA) Vincenzo Sospiri Racing	LAMBORGHINI HURACAN GT3	GT3-PRO	1'34.328	1.096	161,284 20
11	19 NEMOTO Yuki (JPN) VINCENTO SOSPIRI RACING		TUJULA Tuomas (FIN) Vincenzo Sospiri Racing	LAMBORGHINI HURACAN GT3	GT3-PA	1'34.432	1.200	161,106 22
12	88 CAZZANIGA Riccardo (ITA) LP RACING		MARCUCCI Lorenzo (ITA) LP Racing	LAMBORGHINI HURACAN GT3	GT3-PA	1'34.583	1.351	160,849 3
13	91 CASSARÀ Marco (ITA) DINAMIC MOTORSPORT		DE GIACOMI Alex (ITA) Dinamic Motorsport	PORSCHE 991 GT3R	GT3-AM	1'34.899	1.667	160,314 22
14	44 VENEROSI PESCIOLINI Paolo (ITA) EBIMOTORS		BACCANI Alessandro (ITA) Ebmotors	PORSCHE GT3	GT3-AM	1'36.404	3.172	157,811 23
15	355 CHIESA Riccardo (ITA) EASY RACE		GRECO Matteo (ITA) Easy Race	FERRARI 488 CHALLENGE	GTC-PA	1'37.765	4.533	155,614 13
16	333 DEMARCHI Luca (ITA) SR&R		CRISTONI Gian Piero (ITA) SR&R	FERRARI 488 CHALLENGE	GTC-PA	1'39.401	6.169	153,053 21
17	227 SEGÙ Luca (ITA) NOVA RACE EVENTS		DE LUCA Francesco (ITA) Nova Race Events	MERCEDES AMG GT4	GT4-PA	1'42.715	9.483	148,115 24
18	215 GUERRA Francesco (ITA) BMW TEAM ITALIA		RICCITELLI Simone (ITA) BMW Team Italia	BMW M4 GT4	GT4-PA	1'42.878	9.646	147,880 18
19	250 GNEMMI Paolo (ITA) EBIMOTORS		PERA Riccardo (ITA) Ebmotors	PORSCHE CAYMAN 718 GT4	GT4-PA	1'43.096	9.864	147,567 21
20	252 PICCIOLI Gianluigi (ITA) EBIMOTORS		DE CASTRO Sabino Marco (ITA) Ebmotors	PORSCHE CAYMAN 718 GT4	GT4-PA	1'43.465	10.233	147,041 23
21	299 VEBSTER Daniel (AUS) CRAM MOTORSPORT		RIVA Giacomo (ITA) CRAM Motorsport	PORSCHE CAYMAN 718 GT4	GT4-AM	1'43.557	10.325	146,910 6
22	297 ARRIGOSI Matteo (ITA) CRAM MOTORSPORT		PAN Adriano (CHE) CRAM Motorsport	PORSCHE CAYMAN 718 GT4	GT4-AM	1'43.643	10.411	146,788 21
23	207 MARCHETTI Alessandro (ITA) NOVA RACE EVENTS		MANTORI Carlo (ITA) Nova Race Events	MERCEDES AMG GT3	GT4-AM	1'43.647	10.415	146,783 21
24	271 MELONI Paolo (RSM) W&D RACING TEAM		Scuderia W&D	BMW M4 GT4	GT4-AM	1'44.032	10.800	146,240 14
25	277 MAGNONI Luca (ITA) NOVA RACE EVENTS		Nova Race Events	MERCEDES AMG GT4	GT4-AM	1'44.961	11.729	144,945 8
26	288 BELICCHI Andrea (ITA) SCUDERIA VILLORBA CORSE		VULLO Jody Simone (ITA) Scuderia Villorba Corse	MERCEDES AMG GT4	GT4-PA	1'45.027	11.795	144,854 18

Race Director : Alessandro Ferrari

Clerk of the Course : Fabrizio Fondacci

31/07/2020 Start 10:49 End 11:41



ACI Racing Weekend Misano 30 Luglio-2 Agosto 2020
Camp.It.Gran Turismo Sprint - Results Free Practice 1

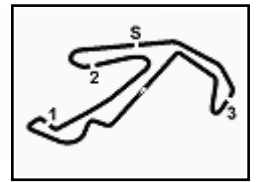
Misano Circuit Sic 58 4.226 m
2 / 2

Humidity:	60%	AIR	31°C
Condition:	DRY	Temp:	45°C

Race Director : Alessandro Ferrari

Clerk of the Course : Fabrizio Fondacci

	Start	End
31/07/2020	10:49	11:41



ACI Racing Weekend Misano 30 Luglio-2 Agosto 2020
Camp.It.Gran Turismo Sprint - Chronological Analysis Free Practice 1

Misano Circuit Sic 58 4.226 m

1 / 5

3 Easy Race (1'34.152)

Lap	Seg.1	Seg.2	Seg.3	Seg.4	Lap Time	km/h	Local Time
1							10:51'54.046
2	25.420	22.911	27.171	21.285	1'36.787	215,1	10:53'30.833
3	25.273	22.655	27.222	40.017	1'55.167	216,0	10:55'26.000
4	47.827	42.350	26.708	21.257	2'18.142	215,1	10:57'44.142
5	25.287	22.486	27.284	21.367	1'36.424	215,6	10:59'20.566
6	24.770	22.554	27.528	21.690	1'36.542	216,0	11:00'57.108
7	25.846	22.809	27.475	32.577	1'48.707P	216,4	11:02'45.815
8	1'58.047	22.796	26.595	21.147	3'08.585P	221,8	11:05'54.400
9	24.735	22.562	26.302	21.309	1'34.908	226,4	11:07'29.308
10	24.725	22.412	26.332	21.140	1'34.609		11:09'03.917
11	24.944	22.345	26.602	21.434	1'35.325		11:10'39.242
12	25.249	22.695	27.273	34.251	1'49.468P		11:12'28.710
13	2'47.578	24.695	28.844	23.592	4'04.709P		11:16'33.419
14	25.098	22.887	26.773	21.111	1'35.869		11:18'09.288
15	25.177	22.523	26.413	21.210	1'35.323		11:19'44.611
16	25.551	22.359	26.453	21.189	1'35.552		11:21'20.163
17	24.803	22.280	26.310	20.950	1'34.343		11:22'54.506
18	24.793	22.490	27.287	32.516	1'47.086P		11:24'41.592
19	3'17.401	23.079	26.571	21.281	4'28.332P		11:29'09.924
20	24.866	22.232	26.211	20.843	1'34.152		11:30'44.076
21	24.794	22.332	26.357	20.978	1'34.461		11:32'18.537
22	24.758	22.550	26.283	21.422	1'35.013		11:33'53.550
23	24.883	22.766	26.198	21.877	1'35.724		11:35'29.274
24	25.081	22.721	26.190	20.993	1'34.985		11:37'04.259
25	24.673	22.423			1'36.223		11:38'40.482
26	25.704	22.973	26.435	21.101	1'36.213		11:40'16.695

7 BMW Team Italia (1'33.572)

Lap	Seg.1	Seg.2	Seg.3	Seg.4	Lap Time	km/h	Local Time
1		24.926	29.126	36.094		213,0	10:52'44.571
2	3'31.822	45.336	34.216	37.748	5'29.122P	182,4	10:58'13.693
3	1'35.481	23.623	26.659	21.364	2'47.127P	216,9	11:01'00.820
4	25.085	22.215	26.470	21.949	1'35.719	218,6	11:02'36.539
5	25.278	22.359	26.123	20.853	1'34.613	216,9	11:04'11.152
6	24.620	22.407	26.424	20.946	1'34.397	217,3	11:05'45.549
7	25.198	22.335	26.189	32.222	1'45.944P	217,7	11:07'31.493
8	2'30.327	22.862	26.193	20.941	3'40.323P	216,9	11:11'11.816
9	24.848	22.533	26.785	21.306	1'35.472	217,3	11:12'47.288
10	24.745	22.413	26.043	21.351	1'34.552	218,2	11:14'21.840
11	25.554	22.509	26.274	35.341	1'49.678P	217,3	11:16'11.518
12	1'59.593	23.942	26.534	25.198	3'15.267P	216,4	11:19'26.785
13	25.121	22.644	26.208	21.166	1'35.139	218,2	11:21'01.924
14	25.090	22.670	26.430	21.597	1'35.787	218,2	11:22'37.711
15	26.020	22.442	26.142	21.065	1'35.669	217,7	11:24'13.380
16	24.881	22.234	26.211	20.889	1'34.215	218,6	11:25'47.595
17	25.609	22.721	26.493	34.262	1'49.085P	218,2	11:27'36.680
18	3'25.693	22.737	26.290	22.558	4'37.278P	217,7	11:32'13.958
19	24.664	22.288	26.848	21.156	1'34.956	219,1	11:33'48.914
20	24.484	22.205	26.017	20.866	1'33.572	219,5	11:35'22.486
21	24.591	22.357	26.169	20.887	1'34.004	217,7	11:36'56.490
22	24.755	22.329	26.035	20.944	1'34.063	219,1	11:38'30.553

12 Audi Sport Italia (1'33.357)

Lap	Seg.1	Seg.2	Seg.3	Seg.4	Lap Time	km/h	Local Time
1		24.596	27.734	21.770		211,4	10:52'01.509
2	24.778	22.781	26.619	21.313	1'35.491	213,9	10:53'37.000
3	28.205	24.133	59.551	40.293	2'32.182P	77,9	10:56'09.182
4	1'17.786	22.825	26.661	21.118	2'28.390P	213,4	10:58'37.572
5	24.476	22.401	26.131	20.857	1'33.865	213,4	11:00'11.437
6	24.985	22.444	27.485	22.968	1'37.882	215,6	11:01'49.319
7	24.520	22.388	26.214	20.811	1'33.933	213,4	11:03'23.252

8	24.721	22.553	26.660	21.515	1'35.449	213,0	11:04'58.701
9	25.166	22.562	26.293	30.776	1'44.797P	213,0	11:06'43.498
10	1'23.687	23.725	29.951	21.254	2'38.617P	197,1	11:09'22.115
11	24.640	22.363	26.583	20.868	1'34.454	213,0	11:10'56.569
12	24.539	22.384	26.047	20.780	1'33.750	216,4	11:12'30.319
13	25.211	22.495	26.217	30.832	1'44.755P	212,6	11:14'15.074
14	2'51.579	24.001	30.097	21.855	4'07.532P	180,3	11:18'22.606
15	24.833	22.484	26.168	20.928	1'34.413	213,9	11:19'57.019
16	25.555	22.940	29.304	21.450	1'39.249	197,1	11:21'36.268
17	24.500	22.372	26.598	20.802	1'34.272	212,2	11:23'10.540
18	24.438	22.242	26.611	20.987	1'34.278	213,9	11:24'44.818
19	24.339	22.612	31.338	25.799	1'44.088	165,4	11:26'28.906
20	24.398	22.299	26.772	21.114	1'34.583	214,7	11:28'03.489
21	24.395	22.208	26.618	21.115	1'34.336	213,9	11:29'37.825
22	24.341	22.248	26.042	20.816	1'33.447	213,9	11:31'11.272
23	24.574	23.486	23.444	22.953	1'43.457	164,9	11:32'54.729
24	24.366	22.284	26.123	20.779	1'33.552	213,9	11:34'28.281
25	24.475	22.236	31.813	24.089	1'42.613	161,4	11:36'10.894
26	24.299	22.078	26.164	20.816	1'33.357	213,0	11:37'44.251
27	25.642	30.480	31.180	21.882	1'49.184	181,5	11:39'33.435
28	24.350	22.191	26.078	20.942	1'33.561	213,0	11:41'06.996

19 Vincenzo Sospiri Racing (1'34.432)

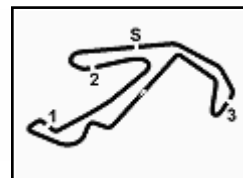
Lap	Seg.1	Seg.2	Seg.3	Seg.4	Lap Time	km/h	Local Time
1		43.873	59.520	26.469		79,2	10:56'58.569
2	25.406	22.929	27.148	21.662	1'37.145	208,5	10:58'35.714
3	24.802	22.599	26.845	21.241	1'35.487	209,7	11:00'11.201
4	24.762	22.632	26.764	21.363	1'35.521	210,1	11:01'46.722
5	24.764	22.491	27.203	21.142	1'35.600	209,3	11:03'22.322
6	25.251	23.548	26.916	1'07.870	2'23.585P	210,1	11:05'45.907
7	40.678	22.490	26.679	21.055	1'50.902P	210,1	11:07'36.809
8	24.947	22.610	26.866	20.881	1'35.304	209,3	11:09'12.113
9	24.670	22.411	26.475	23.078	1'36.634	210,1	11:10'48.747
10	25.198	22.373	26.662	20.926	1'35.159	210,5	11:12'23.906
11	24.901	22.429	26.759	20.843	1'34.932	210,1	11:13'58.838
12	24.836	22.462	27.200	20.921	1'35.419	210,1	11:15'34.257
13	24.810	22.664	26.762	31.486	1'45.722P	210,5	11:17'19.979
14	4'00.419	23.493	28.059	21.543	5'13.514P	210,5	11:22'33.493
15	25.028	22.465	26.658	21.098	1'35.249	210,5	11:24'08.742
16	24.721	22.319	26.651	21.135	1'34.826	210,5	11:25'43.568
17	24.691	22.505	26.684	21.075	1'34.955	210,5	11:27'18.523
18	24.625	22.364	26.494	20.949	1'34.432	211,4	11:28'52.955
19	24.714	22.278	26.579	31.137	1'44.708P	210,5	11:30'37.663
20	4'26.519	22.901	26.612	20.887	5'36.919P	210,5	11:36'14.582
21	24.999	22.332	26.399	20.797	1'34.527	210,9	11:37'49.109
22	24.912	22.229	27.624	20.923	1'35.688	211,8	11:39'24.797
23	24.860	22.308	27.154	22.343	1'36.665	211,8	11:41'01.462

21 AF Corse (1'33.427)

Lap	Seg.1	Seg.2	Seg.3	Seg.4	Lap Time	km/h	Local Time
1		23.820	27.380	23.417		211,4	10:52'04.410
2	24.854	22.353	26.316	20.939	1'34.462	214,7	10:53'38.872
3	29.613	23.894	1'01.214	3'45.153	5'39.874P	73,1	10:59'18.746
4	43.224	25.099	29.039	22.775	2'00.137P		11:01'18.883
5	26.335	23.623	27.716	22.136	1'39.810		11:02'58.693
6	25.883	23.105	27.310	22.100	1'38.398		11:04'37.091
7	25.742	23.097	27.236	21.967	1'38.042		11:06'15.133
8	25.366	23.154	27.529	22.865	1'38.914		11:07'54.047
9	25.694	23.159	28.005	22.144	1'39.002		11:09'33.049
10	25.490	23.157	27.386	21.691	1'37.724		11:11'10.773
11	25.329	23.566	27.222	21.737	1'37.854		11:12'48.627
12	27.354	23.040	27.390	21.970	1'39.754		11:14'28.381
13	25.315	22.625	27.483	21.688	1'37.111		11:16'05.492

31/07/2020

P = Pits In/Out - C = Lap Time Cancelled



ACI Racing Weekend Misano 30 Luglio-2 Agosto 2020
Camp.It.Gran Turismo Sprint - Chronological Analysis Free Practice 1

Misano Circuit Sic 58 4.226 m

2 / 5

14	26.424	22.956	26.983	21.838	1'38.201	11:17'43.693
15	25.473	23.072	27.989	2'54.209	4'10.743P	11:21'54.436
16	42.196	22.677	26.582	20.738	1'52.193P	11:23'46.629
17	24.456	22.309	26.214	20.688	1'33.667	11:25'20.296
18	24.432	22.083	26.130	20.782	1'33.427	11:26'53.723
19	25.526	22.344	26.721	2'09.783	3'24.374P	11:30'18.097
20	41.186	22.149	27.102	20.996	1'51.433P	11:32'09.530
21	24.940	22.218	26.539	20.998	1'34.695	11:33'44.225
22	24.392	22.122	26.407	20.686	1'33.607	11:35'17.832
23	24.318	22.149	26.241	21.138	1'33.846	11:36'51.678

32 Imperiale Racing (1'34.212)							
Lap	Seg.1	Seg.2	Seg.3	Seg.4	Lap Time	km/h	Local Time
1		23.629	29.714	24.646	209,3	10:52'00.729	
2	25.145	22.909	28.033	24.047	1'40.134	195,3	10:53'40.863
3	28.667	23.860	1'00.764	39.829	2'33.120	68,2	10:56'13.983
4	38.374	23.116	26.863	21.926	1'50.279	211,4	10:58'04.262
5	24.883	22.590	26.829	21.112	1'35.414	212,6	10:59'39.676
6	24.870	23.560	26.707	20.925	1'36.062	211,4	11:01'15.738
7	24.724	22.395	26.322	20.919	1'34.360	212,2	11:02'50.098
8	24.667	22.393	26.278	21.016	1'34.354	212,6	11:04'24.452
9	26.100	22.854	27.346	32.663	1'48.963P	212,6	11:06'13.415
10	2'30.677	22.613	26.429	24.210	3'43.929P	212,2	11:09'57.344
11	24.634	22.423	26.191	20.964	1'34.212	213,0	11:11'31.556
12	24.756	22.723	27.050	37.076	1'51.605P	212,2	11:13'23.161
13	1'28.337	22.891	27.784	21.398	2'40.410P	212,2	11:16'03.571
14	24.558	22.334	26.289	30.861	1'44.042P	212,2	11:17'47.613
15	2'10.720	23.030	26.854	25.061	3'25.665P	210,9	11:21'13.278
16	24.799	22.782	26.501	21.156	1'35.238	212,6	11:22'48.516
17	24.904	22.681	26.535	21.226	1'35.346	211,8	11:24'23.862
18	25.291	22.655	26.843	22.226	1'37.015	212,6	11:26'00.877
19	25.270	22.580	26.642	21.130	1'35.622	211,8	11:27'36.499
20	24.950	22.490	26.587	21.419	1'35.446	212,6	11:29'11.945
21	25.183	22.807	26.658	32.903	1'47.551P	212,2	11:30'59.496
22	2'42.023	23.342	28.615	26.514	4'00.494P	205,3	11:34'59.990
23	24.435	22.566	26.314	20.993	1'34.308	213,0	11:36'34.298
24	24.724	22.346	26.459	20.873	1'34.402	212,2	11:38'08.700
25	24.727	22.475	26.323	21.150	1'34.675	212,6	11:39'43.375
26	24.751	22.652	26.481	21.037	1'34.921	212,2	11:41'18.296

25 RS Racing (1'33.482)							
Lap	Seg.1	Seg.2	Seg.3	Seg.4	Lap Time	km/h	Local Time
1		23.862	26.968	22.340	212,2	10:51'53.092	
2	24.779	22.595	26.688	21.177	1'35.239	215,1	10:53'28.331
3	24.586	22.542	26.259	25.779	1'39.166	215,6	10:55'07.497
4	1'00.335	49.006	26.387	24.408	2'40.136	215,6	10:57'47.633
5	24.734	22.374	26.453	22.154	1'35.715	215,1	10:59'23.348
6	24.700	22.416	26.481	31.608	1'45.205P	214,7	11:01'08.553
7	2'45.635	22.639	26.532	23.345	3'58.151P	215,1	11:05'06.704
8	24.541	22.152	26.026	20.763	1'33.482	215,6	11:06'40.186
9	25.374	22.362	26.334	20.904	1'34.974	214,7	11:08'15.160
10	24.688	22.387	26.245	21.007	1'34.327	214,3	11:09'49.487
11	24.735	22.234	26.763	21.035	1'34.767	216,9	11:11'24.254
12	24.635	22.277	26.325	32.798	1'46.035P	215,1	11:13'10.289
13	4'15.500	23.817	27.180	21.729	5'28.226P	212,6	11:18'38.515
14	24.990	22.763	26.787	22.653	1'37.193	214,7	11:20'15.708
15	27.597	23.118	26.815	21.355	1'38.885	213,9	11:21'54.593
16	24.802	22.693	26.428	21.086	1'35.009	213,9	11:23'29.602
17	24.911	22.370	27.109	33.106	1'47.496P	214,7	11:25'17.098
18	4'38.511	23.318	26.883	21.280	5'49.992P	213,0	11:31'07.090
19	24.897	22.572	26.301	21.255	1'35.025	215,1	11:32'42.115
20	25.719	22.862	26.193	21.220	1'35.994	215,1	11:34'18.109
21	24.682	22.733	26.224	21.013	1'34.652	214,7	11:35'52.761
22	25.099	22.597	26.839	21.122	1'35.657	213,9	11:37'28.418
23	29.021	28.777	38.371	37.869	2'14.038P	145,0	11:39'42.456

27 AKM Motorsport (1'33.475)							
Lap	Seg.1	Seg.2	Seg.3	Seg.4	Lap Time	km/h	Local Time
1							10:52'01.487
2	57.325	27.486	29.334	4'58.499	6'52.644P	210,1	10:58'54.131
3	44.359	27.042	29.693	22.965	2'04.059P	209,3	11:00'58.190
4	25.979	23.157	27.070	21.889	1'38.095		11:02'36.285
5	26.211	22.888	26.494	21.098	1'36.691	213,4	11:04'12.976
6	24.754	22.528	26.322	21.000	1'34.604	214,3	11:05'47.580
7	24.627	22.538	26.244	20.925	1'34.334	211,8	11:07'21.914
8	24.715	22.410	26.136	20.933	1'34.194	214,7	11:08'56.108
9	25.988	23.127	28.634	2'51.344	4'09.093P	194,9	11:13'05.201
10	43.353	27.288	27.847	23.087	2'01.575P	211,4	11:15'06.776
11	24.726	22.368	26.149	20.890	1'34.133	214,7	11:16'40.909
12	24.678	22.471	26.029	20.876	1'34.054	214,7	11:18'14.963
13	24.700	23.362	28.382	3'08.146	4'24.590P	213,0	11:22'39.553
14	43.384	23.588	26.872	21.522	1'55.366P	213,4	11:24'34.919
15	24.828	22.256	26.219	20.834	1'34.137	214,7	11:26'09.056
16	25.834	22.987	30.603	22.619	1'42.043	188,5	11:27'51.099
17	24.329	22.255	26.068	20.823	1'33.475	215,6	11:29'24.574
18	27.999	24.500	32.005	21.159	1'45.663	156,1	11:31'10.237
19	24.537	24.733	29.071	20.697	1'39.038	200,7	11:32'49.275
20	24.717	22.839	27.111	22.270	1'36.937	215,1	11:34'26.212
21	24.437	22.263	25.966	21.551	1'34.217	215,6	11:36'00.429
22	24.609	22.587	26.906	20.900	1'35.002	215,6	11:37'35.431

44 Ebimotors (1'36.404)							
Lap	Seg.1	Seg.2	Seg.3	Seg.4	Lap Time	km/h	Local Time
1		29.649	30.242	26.010	207,7	10:52'33.658	
2	27.054	24.321	27.781	22.151	1'41.307	209,7	10:54'14.965
3	28.512	47.552	59.463	28.113	2'43.640	79,6	10:56'58.605
4	27.324	24.311	27.196	21.591	1'40.422	212,6	10:58'39.027
5	25.809	22.816	27.045	21.341	1'37.011	211,8	11:00'16.038
6	26.034	22.834	26.784	21.390	1'37.042	212,2	11:01'53.080
7	26.723	24.014	27.712	33.127	1'51.576P	211,4	11:03'44.656
8	5'15.843	23.469	28.365	21.411	6'29.088P	208,5	11:10'13.744
9	25.252	22.913	26.814	21.425	1'36.404	210,9	11:11'50.148
10	25.825	23.440	26.942	21.203	1'37.410	210,5	11:13'27.558
11	25.121	22.798	26.773	24.194	1'38.886	210,9	11:15'06.444
12	29.174	23.878	28.305	32.994	1'54.351P	210,1	11:17'00.795
13	4'18.753	25.016	29.038	23.574	5'36.381P	208,1	11:22'37.176
14	27.413	23.732	28.292	22.639	1'42.076	208,5	11:24'19.252
15	26.696	24.061	28.139	22.561	1'41.457	207,7	11:26'00.709
16	29.215	23.726	27.606	22.546	1'43.093	208,9	11:27'43.802
17	26.085	23.660	27.440	22.495	1'39.680	209,3	11:29'23.482
18	26.057	23.541	27.432	22.396	1'39.426	209,7	11:31'02.908
19	25.809	23.560	27.288	22.374	1'39.031	209,3	11:32'41.939
20	26.807	23.417	27.219	22.361	1'39.804	209,7	11:34'21.743
21	25.734	23.374	27.216	22.349	1'38.673	209,7	11:36'00.416
22	25.795	23.382	27.172	22.109	1'38.458	210,1	11:37'38.874
23	26.187	24.050	27.466	22.786	1'40.489	209,7	11:39'19.363
24	25.689	23.303	27.324	22.229	1'38.545	209,3	11:40'57.908

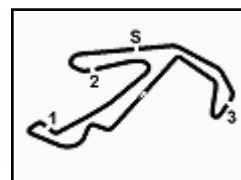
63 Vincenzo Sospiri Racing (1'34.328)							
Lap	Seg.1	Seg.2	Seg.3	Seg.4	Lap Time	km/h	Local Time
1		24.525	31.707	38.086	207,7	10:53'00.052	
2	4'40.395	23.694	27.168	21.698	5'52.955P	208,9	10:58'53.007
3	25.031	23.273	26.626	21.455	1'36.385	210,5	11:00'29.392
4	25.135	22.523	26.240	21.015	1'34.913	211,4	11:02'04.305
5	24.985	23.145	28.317	24.044	1'40.491	210,5	11:03'44.796

31/07/2020

P = Pits In/Out - C = Lap Time Cancelled



Powered by PERUGIA TIMING



ACI Racing Weekend Misano 30 Luglio-2 Agosto 2020
Camp.It.Gran Turismo Sprint - Chronological Analysis Free Practice 1

Misano Circuit Sic 58 4.226 m

3 / 5

6	24.745	22.846	26.769	22.119	1'36.479	211,4	11:05'21.275
7	24.657	22.619	26.471	32.573	1'46.320P	211,4	11:07'07.595
8	2'42.525	22.873	26.659	21.423	3'53.480P	210,5	11:11'01.075
9	24.677	22.392	26.450	21.213	1'34.732	210,9	11:12'35.807
10	24.743	22.504	27.001	21.133	1'35.381	210,5	11:14'11.188
11	24.652	22.510	26.434	20.975	1'34.571	211,4	11:15'45.759
12	24.659	22.921	26.734	31.482	1'45.796P	210,5	11:17'31.555
13	8'09.098	23.200	27.361	21.656	9'21.315P	208,9	11:26'52.870
14	24.594	22.409	26.610	20.870	1'34.483	211,4	11:28'27.353
15	24.506	22.439	26.370	21.013	1'34.328	211,8	11:30'01.681
16	24.711	22.520	26.982	32.778	1'46.991P	212,2	11:31'48.672
17	1'46.221	23.319	26.929	27.945	3'04.414P	210,9	11:34'53.086
18	25.026	22.805	26.459	21.198	1'35.488	211,8	11:36'28.574
19	24.898	22.594	26.531	21.153	1'35.176	211,4	11:38'03.750
20	24.616	22.395	26.651	21.316	1'34.978	211,4	11:39'38.728
21	24.625	22.439	26.640	21.282	1'34.986	211,8	11:41'13.714

91 Dinamic Motorsport (1'34.899)							
Lap	Seg.1	Seg.2	Seg.3	Seg.4	Lap Time	km/h	Local Time
1							10:50'53.185
2	1'15.350	27.549	30.590	26.713	2'40.202P	208,9	10:53'33.387
3	26.754	23.277	44.184	38.512	2'12.727	209,7	10:55'46.114
4	44.758	32.268	28.212	21.475	2'06.713	209,3	10:57'52.827
5	25.096	22.843	27.018	21.076	1'36.033	211,8	10:59'28.860
6	24.937	22.619	26.923	21.171	1'35.650	212,2	11:01'04.510
7	24.994	23.791	30.584	2'15.931	3'35.300P	187,2	11:04'39.810
8	42.811	22.826	28.470	21.204	1'55.311P	170,1	11:06'35.121
9	24.897	22.528	26.525	20.949	1'34.899	211,8	11:08'10.020
10	30.525	24.393	27.006	21.045	1'42.969	211,8	11:09'52.989
11	24.924	22.388	26.527	21.185	1'35.024	213,0	11:11'28.013
12	25.104	23.707	28.042	3'08.158	4'25.011P	209,7	11:15'53.024
13	46.214	23.768	29.612	22.038	2'01.632P	208,1	11:17'54.656
14	25.204	22.944	26.766	21.028	1'35.942	212,6	11:19'30.598
15	25.046	22.459	26.651	21.079	1'35.235	212,2	11:21'05.833
16	25.646	24.450	27.692	21.355	1'39.143	211,8	11:22'44.976
17	26.849	22.840	26.951	21.805	1'38.445	212,2	11:24'23.421
18	26.164	22.930	27.184	21.627	1'37.905	212,6	11:26'01.326
19	28.156	22.754	26.645	21.171	1'38.726	213,4	11:27'40.052
20	24.678	22.649	28.027	4'41.854	5'57.208P	213,9	11:33'37.260
21	44.148	23.419	27.643	22.508	1'57.718P	211,8	11:35'34.978
22	25.432	22.780	27.041	23.437	1'38.690	212,6	11:37'13.668
23	25.162	22.467	26.838	20.994	1'35.461	211,8	11:38'49.129

71 AF Corse (1'33.232)							
Lap	Seg.1	Seg.2	Seg.3	Seg.4	Lap Time	km/h	Local Time
1		25.213	27.334	21.626		214,7	10:52'08.877
2	25.373	23.651	26.883	21.328	1'37.235	216,0	10:53'46.112
3	25.530	23.667	1'01.658	2'39.413	4'30.268P	73,5	10:58'16.380
4	41.035	22.570	27.261	21.111	1'51.977P	216,9	11:00'08.357
5	24.746	22.321	26.543	20.575	1'34.185		11:01'42.542
6	24.611	22.178	26.368	22.227	1'35.384		11:03'17.926
7	26.453	22.494	26.507	21.248	1'36.702		11:04'54.628
8	24.596	22.255	26.191	21.929	1'34.971		11:06'29.599
9	25.499	22.409	26.400	3'44.235	4'58.543P		11:11'28.142
10	46.231	23.321	26.502	20.987	1'57.041P		11:13'25.183
11	24.530	22.266	26.148	20.660	1'33.604		11:14'58.787
12	24.443	22.044	25.984	21.027	1'33.498		11:16'32.285
13	24.358	21.959	26.112	20.803	1'33.232		11:18'05.517
14	24.498	23.617	27.549	3'31.812	4'47.476P		11:22'52.993
15	44.966	23.148	26.389	22.981	1'57.484P		11:24'50.477
16	24.179	21.937	30.647	23.302	1'40.065		11:26'30.542
17	24.248	21.818	27.365	1'54.960	3'08.391P		11:29'38.933
18	41.071	22.556	26.153	20.828	1'50.608P		11:31'29.541
19	25.218	29.968	26.895	21.114	1'43.195		11:33'12.736
20	25.422	22.697	26.974	22.309	1'37.402		11:34'50.138
21	25.283	23.047	26.600	21.166	1'36.096		11:36'26.234
22	24.733	22.584	26.334	20.843	1'34.494		11:38'00.728
23	24.722	22.335	26.288	21.133	1'34.478		11:39'35.206

207 Nova Race Events (1'43.647)							
Lap	Seg.1	Seg.2	Seg.3	Seg.4	Lap Time	km/h	Local Time
1		26.850	31.748	37.546		192,9	10:54'55.972
2	2'48.681	25.377	29.412	25.342	4'08.812P	193,5	10:59'04.784
3	27.298	24.772	29.107	23.022	1'44.199	194,2	11:00'48.983
4	27.073	24.731	29.042	22.873	1'43.719	193,9	11:02'32.702
5	27.333	26.589	29.155	23.046	1'46.123	193,9	11:04'18.825
6	27.263	24.664	29.428	29.222	1'50.577	193,5	11:06'09.402
7	30.143	26.923	30.204	23.449	1'50.719	193,2	11:08'00.121
8	27.286	24.601	28.877	22.883	1'43.647	193,9	11:09'43.768
9	27.642	25.085	29.887	36.235	1'58.849P	194,6	11:11'42.617
10	6'07.421	26.327	30.571	24.758	7'29.077P	189,8	11:19'11.694
11	27.646	25.214	29.331	23.510	1'45.701	191,8	11:20'57.395
12	27.433	24.978	30.145	23.515	1'46.071	191,8	11:22'43.466
13	29.136	26.737	29.653	25.789	1'51.315	191,8	11:24'34.781
14	27.297	24.890	29.356	24.656	1'46.199	192,5	11:26'20.980
15	27.517	24.908	30.067	24.416	1'46.908	193,9	11:28'07.888
16	28.745	24.888	29.613	23.692	1'46.938	192,9	11:29'54.826
17	27.200	24.525	29.169	23.688	1'44.582	192,9	11:31'39.408
18	27.524	24.717	29.086	23.346	1'44.673	192,5	11:33'24.081
19	27.570	24.822	29.032	23.145	1'44.569	192,5	11:35'08.650
20	27.741	24.879	28.947	24.317	1'45.884	192,5	11:36'54.534
21	27.538	24.730	29.198	23.176	1'44.642	193,9	11:38'39.176
22	27.825	24.831	29.296	24.901	1'46.853	192,9	11:40'26.029

88 LP Racing (1'34.583)							
Lap	Seg.1	Seg.2	Seg.3	Seg.4	Lap Time	km/h	Local Time
1		24.111	27.837	21.604		209,3	11:35'43.467
2	25.124	22.881	26.900	21.283	1'36.188	210,9	11:37'19.655
3	25.974	22.578	27.521	21.296	1'37.369	212,2	11:38'57.024
4	24.507	22.490	26.528	21.058	1'34.583	211,4	11:40'31.607

90 AKM Motorsport (1'33.806)							
Lap	Seg.1	Seg.2	Seg.3	Seg.4	Lap Time	km/h	Local Time
1							10:50'32.775
2	1'01.368	25.440	29.840	22.382	2'19.030P	213,4	10:52'51.805
3	26.581	23.603	26.784	21.588	1'38.556	217,3	10:54'30.361
4	46.338	43.518	50.483	21.443	2'41.782	101,2	10:57'12.143
5	24.572	22.588	26.202	20.986	1'34.348	217,3	10:58'46.491
6	24.528	22.555	26.182	21.024	1'34.289	210,1	11:00'20.780
7	24.609	22.524	26.203	4'00.405	5'13.741P	217,3	11:05'34.521
8	39.929	23.007	26.110	20.771	1'49.817P	216,0	11:07'24.338
9	24.414	23.881	26.435	20.794	1'35.524	217,3	11:08'59.862
10	24.988	22.687	26.893	20.955	1'35.523	215,1	11:10'35.385
11	24.450	22.402	26.320	20.920	1'34.092	216,4	11:12'09.477

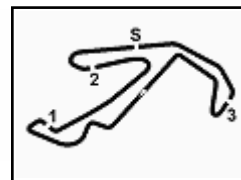
215 BMW Team Italia (1'42.878)							
Lap	Seg.1	Seg.2	Seg.3	Seg.4	Lap Time	km/h	Local Time
1		28.129	31.443	35.287		193,9	10:52'20.826
2	1'42.827	27.399	1'01.215	40.356	3'51.797P	79,6	10:56'12.623
3	1'40.382	25.705	30.210	23.771	3'00.068P	196,0	10:59'12.691
4	26.787	25.072	28.925	23.086	1'43.870	197,4	11:00'56.561
5	27.037	24.534	28.708	22.999	1'43.278	198,2	11:02'39.839
6	27.133	27.027	31.557	22.874	1'48.591	181,2	11:04'28.430

31/07/2020

P = Pits In/Out - C = Lap Time Cancelled



Powered By PERUGIA TIMING



ACI Racing Weekend Misano 30 Luglio-2 Agosto 2020
Camp.It.Gran Turismo Sprint - Chronological Analysis Free Practice 1

Misano Circuit Sic 58.4.226m

4 / 5

7	26.925	24.602	28.738	22.862	1'43.127C	197,1	11:06'11.557	20	27.447	24.562	28.731	22.892	1'43.632	200,0	11:37'56.868
8	27.003	26.893	30.661	33.182	1'57.739P	183,4	11:08'09.296	21	27.071	24.468	28.660	23.480	1'43.679	200,4	11:39'40.547
9	1'48.393	25.705	29.103	23.088	3'06.289P	197,1	11:11'15.585	22	27.056	24.486	28.808	23.167	1'43.517	200,7	11:41'24.064
10	27.023	24.431	28.615	22.809	1'42.878	197,8	11:12'58.463								
11	26.888	24.499	28.601	23.021	1'43.009	196,7	11:14'41.472								
12	28.941	28.734	31.694	33.002	2'02.371P	197,8	11:16'43.843								
13	1'52.227	25.203	29.970	23.530	3'10.930P	197,1	11:19'54.773								
14	27.388	24.735	28.845	23.169	1'44.137	197,8	11:21'38.910								
15	27.382	24.722	28.765	23.267	1'44.136	197,1	11:23'23.046								
16	27.181	24.507	28.668	23.049	1'43.405	197,8	11:25'06.451								
17	30.259	26.526	33.361	35.324	2'05.470P	189,1	11:27'11.921								
18	3'39.603	24.664	33.885	25.476	5'03.628P	198,9	11:32'15.549								
19	27.216	24.679	28.762	23.087	1'43.744	197,8	11:33'59.293								

252 Ebimotors (1'43.465)							
Lap	Seg.1	Seg.2	Seg.3	Seg.4	Lap Time	km/h	Local Time
1		33.645	37.462	27.540	138,6	10:53'37.492	
2	33.954	32.821	1'05.142	48.043	2'59.960P	74,2	10:56'37.452
3	2'28.962	27.683	30.409	23.990	3'51.044P	200,0	11:00'28.496
4	29.354	25.296	29.167	23.002	1'46.819	200,0	11:02'15.315
5	27.582	25.072	29.322	23.029	1'45.005	200,4	11:04'00.320
6	27.661	24.841	29.116	23.098	1'44.716	198,9	11:05'45.036
7	28.232	24.985	28.688	25.163	1'47.068	200,0	11:07'32.104
8	27.319	24.984	29.254	23.170	1'44.727	199,3	11:09'16.831
9	27.251	24.709	29.110	23.456	1'44.526	199,3	11:11'01.357
10	27.874	24.799	29.186	23.228	1'45.087	198,9	11:12'46.444
11	30.586	26.137	31.006	40.087	2'07.816P	194,2	11:14'54.260
12	3'43.845	25.334	29.246	22.917	5'01.342P	198,9	11:19'55.602
13	27.636	25.326	29.090	23.300	1'45.352	197,4	11:21'40.954
14	27.284	24.702	28.819	22.998	1'43.803	197,8	11:23'24.757
15	27.179	24.663	28.906	23.172	1'43.920	198,9	11:25'08.677
16	27.039	25.113	29.083	23.413	1'44.648	197,1	11:26'53.325
17	27.521	24.492	28.908	23.298	1'44.219	196,7	11:28'37.544
18	27.021	25.011	28.860	23.611	1'44.503	199,3	11:30'22.047
19	27.186	24.829	28.975	23.238	1'44.228	196,4	11:32'06.275
20	27.504	24.733	29.142	23.321	1'44.700	196,7	11:33'50.975
21	27.032	24.873	28.990	23.276	1'44.171	197,8	11:35'35.146
22	27.034	24.670	28.948	23.179	1'43.831	198,2	11:37'18.977
23	28.571	24.724	28.921	23.289	1'45.505C	196,7	11:39'04.482
24	27.006	24.571	28.814	23.074	1'43.465	198,5	11:40'47.947

227 Nova Race Events (1'42.715)							
Lap	Seg.1	Seg.2	Seg.3	Seg.4	Lap Time	km/h	Local Time
1		28.690	31.949	24.627	190,1	10:54'08.063	
2	28.585	49.413	1'01.462	29.821	2'49.281	93,7	10:56'57.344
3	27.277	24.495	29.421	22.840	1'44.033	194,2	10:58'41.377
4	26.550	24.740	28.673	23.013	1'42.976	195,7	11:00'24.353
5	26.719	24.536	29.093	22.780	1'43.128	194,2	11:02'07.481
6	26.617	24.549	28.661	22.888	1'42.715	194,9	11:03'50.196
7	26.610	24.524	28.708	32.648	1'52.490P	194,6	11:05'42.686
8	3'41.305	27.656	30.438	24.781	5'04.180P	194,6	11:10'46.866
9	28.873	25.764	30.389	24.071	1'49.097	194,2	11:12'35.963
10	27.943	25.463	29.344	23.569	1'46.319	194,9	11:14'22.282
11	27.550	25.959	29.433	23.565	1'46.507	196,0	11:16'08.789
12	27.892	25.560	32.065	23.794	1'49.311	188,2	11:17'58.100
13	27.543	25.128	29.275	23.583	1'45.529	195,3	11:19'43.629
14	28.649	24.818	29.260	23.710	1'46.437	196,0	11:21'30.066
15	27.602	24.888	29.351	23.305	1'45.146	195,3	11:23'15.212
16	27.245	24.675	29.243	23.244	1'44.407	194,2	11:24'59.619
17	27.382	24.864	29.110	23.272	1'44.628	194,9	11:26'44.247
18	27.506	25.242	31.179	28.009	1'51.936	194,6	11:28'36.183
19	27.766	24.870	29.021	25.067	1'46.724	196,4	11:30'22.907
20	27.696	24.635	29.004	23.201	1'44.536	195,7	11:32'07.443
21	28.329	25.027	29.672	23.357	1'46.385	196,7	11:33'53.828
22	28.554	24.868	29.251	23.238	1'45.911	194,6	11:35'39.739
23	27.284	24.711	29.156	23.308	1'44.459	196,0	11:37'24.198
24	27.392	24.690	28.975	23.214	1'44.271	196,7	11:39'08.469
25	27.246	24.750	29.053	23.215	1'44.264	196,7	11:40'52.733

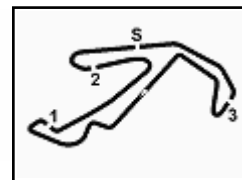
271 W&D Racing Team (1'44.032)							
Lap	Seg.1	Seg.2	Seg.3	Seg.4	Lap Time	km/h	Local Time
1							10:56'32.226
2	2'15.323	26.902	30.739	29.435	3'42.399P	192,9	11:00'14.625
3	28.320	25.556	29.368	23.468	1'46.712	194,6	11:02'01.337
4	27.625	25.148	28.948	23.126	1'44.847	195,7	11:03'46.184
5	27.358	24.765	29.045	23.176	1'44.344	195,3	11:05'30.528
6	27.464	24.834	29.132	36.974	1'58.404P	195,3	11:07'28.932
7	12'02.456	25.867	29.430	23.282	13'21.035P	194,2	11:20'49.967
8	27.493	24.802	30.147	26.623	1'49.065	195,7	11:22'39.032
9	27.145	24.659	29.126	23.425	1'44.355	196,0	11:24'23.387
10	28.307	24.854	29.438	34.905	1'57.504P	196,0	11:26'20.891
11	6'25.909	25.442	28.860	23.251	7'43.462P	197,8	11:34'04.353
12	27.081	24.691	28.983	23.277	1'44.032	197,4	11:35'48.385
13	27.094	24.736	29.329	23.373	1'44.532C	197,4	11:37'32.917
14	27.585	25.077	30.271	27.117	1'50.050	196,4	11:39'22.967
15	27.471	24.798	28.815	23.253	1'44.337	197,1	11:41'07.304

250 Ebimotors (1'43.096)							
Lap	Seg.1	Seg.2	Seg.3	Seg.4	Lap Time	km/h	Local Time
1		30.233	36.763	25.516	155,6	10:53'20.488	
2	30.946	29.276	51.484	42.915	2'34.621P	107,6	10:55'55.109
3	2'28.282	25.261	30.033	23.658	3'47.234P	197,8	10:59'42.343
4	27.132	24.383	29.051	24.032	1'44.598	198,5	11:01'26.941
5	29.873	24.809	31.478	26.142	1'52.302	198,5	11:03'19.243
6	31.438	24.740	31.994	26.110	1'54.282	156,3	11:05'13.525
7	26.997	24.486	29.099	24.100	1'44.682	197,4	11:06'58.207
8	27.636	25.150	29.194	22.902	1'44.882	197,4	11:08'43.089
9	27.190	24.419	29.232	23.210	1'44.051	197,8	11:10'27.140
10	28.286	25.901	29.277	35.023	1'58.487P	197,8	11:12'25.627
11	6'40.739	25.877	29.142	23.239	7'58.997P	197,4	11:20'24.624
12	29.560	34.779	29.566	23.444	1'57.349	199,6	11:22'21.973
13	27.335	24.856	28.906	33.848	1'54.945P	198,9	11:24'16.918
14	1'57.221	24.675	28.951	22.977	3'13.824P	200,4	11:27'30.742
15	27.053	24.662	29.123	23.067	1'43.905	196,7	11:29'14.647
16	26.970	24.408	28.851	22.867	1'43.096	199,6	11:30'57.743
17	27.095	24.448	28.912	22.921	1'43.376	199,3	11:32'41.119
18	29.004	24.611	29.359	25.930	1'48.904	197,8	11:34'30.023
19	27.015	24.497	28.722	22.979	1'43.213	200,0	11:36'13.236

277 Nova Race Events (1'44.961)							
Lap	Seg.1	Seg.2	Seg.3	Seg.4	Lap Time	km/h	Local Time
1		26.772	31.903	36.934	188,8	10:53'57.513	
2	3'43.845	26.295	30.367	23.838	5'04.345P	191,5	10:59'01.858
3	28.079	25.299	30.096	25.367	1'48.841	192,2	11:00'50.699
4	27.305	25.165	29.930	24.957	1'47.357	192,5	11:02'38.056
5	27.426	25.116	29.484	23.513	1'45.539	192,2	11:04'23.595
6	27.635	24.930	29.643	23.363	1'45.571	191,8	11:06'09.166
7	27.209	24.842	29.404	24.197	1'45.652	192,2	11:07'54.818
8	27.228	24.880	29.330	23.523	1'44.961	192,9	11:09'39.779
9	27.560	26.045	30.911	36.597	2'01.113P	192,9	11:11'40.892

288 Scuderia Villorba Corse (1'45.027)							
Lap	Seg.1	Seg.2	Seg.3	Seg.4	Lap Time	km/h	Local Time

31/07/2020 P = Pits In/Out - C = Lap Time Cancelled



ACI Racing Weekend Misano 30 Luglio-2 Agosto 2020
Camp.It.Gran Turismo Sprint - Chronological Analysis Free Practice 1

Misano Circuit Sic 58 4.226 m

5 / 5

Lap	Seg.1	Seg.2	Seg.3	Seg.4	Lap Time	km/h	Local Time
1	1'11.451	32.285	36.543	41.108	3'01.387P	190,1	10:52'27.421
2	49.276	47.216	32.832	28.761	2'38.085	190,8	10:55'28.808
3	31.356	28.221	30.698	24.966	1'55.241	189,8	10:58'06.893
4	29.736	25.813	30.055	23.642	1'49.246	189,8	11:00'02.134
5	27.317	25.228	29.660	23.468	1'45.673	191,5	11:01'51.380
6	27.191	24.947	29.643	24.021	1'45.802	188,5	11:03'37.053
7	27.333	25.216	30.025	23.309	1'45.883	187,5	11:05'22.855
8	27.491	25.001	29.886	23.470	1'45.848	187,8	11:07'08.738
9	28.340	24.973	36.610	37.616	2'07.539	144,6	11:08'54.586
10	13'41.739	27.794	32.223	23.505	15'05.261	185,9	11:11'02.125
11	28.155	25.030	29.951	23.168	1'46.304	189,1	11:26'07.386
12	27.231	25.575	30.242	26.387	1'49.435	187,2	11:27'53.690
13	1'55.874	25.012	30.005	23.173	3'14.064	188,2	11:29'43.125
14	27.480	25.010	29.583	23.473	1'45.564	188,5	11:32'57.189
15	27.522	24.922	29.547	23.775	1'45.766	189,1	11:34'42.735
16	27.276	24.875	29.884	23.264	1'45.299	185,9	11:36'28.501
17	27.317	24.819	29.602	23.306	1'45.044	188,5	11:38'13.800
18	27.132	24.884	29.754	23.257	1'45.027	187,8	11:39'58.844
19							11:41'43.871

333 SR&R (1'39.401)							
Lap	Seg.1	Seg.2	Seg.3	Seg.4	Lap Time	km/h	Local Time
1							10:52'03.500
2	1'09.123	30.546	32.110	30.170	2'41.949P	211,8	10:54'45.449
3	58.452	57.031	31.702	24.183	2'51.368	215,6	10:57'36.817
4	28.565	24.777	28.876	2'03.914	3'26.132P	217,7	11:01'02.949
5	55.847	24.037	29.614	24.644	2'14.142P	220,0	11:03'17.091
6	26.676	24.167	27.577	23.016	1'41.436	216,9	11:04'58.527
7	27.546	23.596	27.629	22.620	1'41.391	216,0	11:06'39.918
8	28.455	24.377	30.195	23.327	1'46.354	213,0	11:08'26.272
9	26.832	23.415	28.123	22.615	1'40.985	213,9	11:10'07.257
10	26.659	23.655	27.452	22.590	1'40.356	216,4	11:11'47.613
11	28.112	26.817	29.389	3'39.287	5'03.605P	212,2	11:16'51.218
12	47.501	24.634	28.532	23.210	2'03.877P	217,3	11:18'55.095
13	26.867	23.795	27.500	22.464	1'40.626	216,4	11:20'35.721
14	26.729	24.948	27.494	22.456	1'41.627	218,2	11:22'17.348
15	26.917	23.965	27.573	22.482	1'40.937	214,3	11:23'58.285
16	26.737	23.460	27.183	22.668	1'40.048	216,4	11:25'38.333
17	27.312	23.790	31.217	2'55.324	4'17.643P	181,8	11:29'55.976
18	45.001	24.550	28.081	22.228	1'59.860P	215,1	11:31'55.836
19	26.473	23.395	27.166	22.367	1'39.401	215,6	11:33'35.237
20	28.742	24.350	29.771	2'14.111	3'36.974P	217,7	11:37'12.211
21	52.525	25.491	28.263	22.883	2'09.162P	216,0	11:39'21.373
22	26.624	23.502	27.290	23.692	1'41.108	216,4	11:41'02.481

297 CRAM Motorsport (1'43.643)							
Lap	Seg.1	Seg.2	Seg.3	Seg.4	Lap Time	km/h	Local Time
1		29.199	33.071	26.120		193,2	10:52'51.699
2	30.915	26.632	31.203	28.506	1'57.256	196,0	10:54'48.955
3	56.484	58.272	34.724	25.279	2'54.759	193,5	10:57'43.714
4	30.599	26.258	30.448	24.689	1'51.994	198,9	10:59'35.708
5	28.866	26.904	30.767	24.505	1'51.042	197,8	11:01'26.750
6	28.736	25.934	30.629	25.224	1'50.523		11:03'17.273
7	29.167	25.846	30.425	25.248	1'50.686	197,1	11:05'07.959
8	29.217	25.505	30.366	24.091	1'49.179	196,4	11:06'57.138
9	28.391	25.790	29.831	43.329	2'07.341P	197,8	11:09'04.479
10	2'04.184	26.066	29.987	24.181	3'24.418P	198,9	11:12'28.897
11	28.473	25.180	30.354	23.816	1'47.823	196,4	11:14'16.720
12	28.661	26.084	30.562	24.401	1'49.708	197,8	11:16'06.428
13	29.246	26.388	31.574	47.986	2'15.194P	196,4	11:18'21.622
14	3'08.137	27.093	29.584	24.687	4'29.501P	198,2	11:22'51.123
15	27.525	24.543	29.048	23.772	1'44.888	198,2	11:24'36.011
16	27.129	24.335	29.164	23.015	1'43.643	199,6	11:26'19.654
17	27.207	24.741	29.692	34.170	1'55.810P		11:28'15.464
18	4'09.827	24.824	29.241	23.170	5'27.062P	198,5	11:33'42.526
19	27.971	24.590	29.480	23.146	1'45.187	200,0	11:35'27.713
20	28.122	24.730	28.831	25.131	1'46.814	198,5	11:37'14.527
21	27.069	24.792	28.974	23.729	1'44.564	198,2	11:38'59.091
22	27.310	24.925	28.746	23.184	1'44.165	199,3	11:40'43.256

355 Easy Race (1'37.765)							
Lap	Seg.1	Seg.2	Seg.3	Seg.4	Lap Time	km/h	Local Time
1		26.034	27.270	22.181		218,2	11:08'59.333
2	26.960	23.303	27.512	21.959	1'39.734	217,7	11:10'39.067
3	27.450	23.078	26.920	21.928	1'39.376	217,7	11:12'18.443
4	25.748	22.933	27.025	22.059	1'37.765	217,7	11:13'56.208
5	26.570	24.432	28.374	34.465	1'53.841P	217,3	11:15'50.049
6	4'55.406	26.197	29.867	23.384	6'14.854P	215,6	11:22'04.903
7	26.851	23.540	27.482	22.463	1'40.336	217,3	11:23'45.239
8	26.912	23.289	27.156	22.424	1'39.781	218,2	11:25'25.020
9	27.323	23.169	27.109	22.378	1'39.979	218,6	11:27'04.999
10	26.523	23.148	29.636	37.207	1'56.514P	219,1	11:29'01.513
11	3'00.573	25.623	29.334	24.214	4'19.744P	214,7	11:33'21.257
12	27.241	23.714	27.277	22.705	1'40.937	218,2	11:35'02.194
13	25.972	23.830	27.121	22.282	1'39.205	218,6	11:36'41.399
14	26.665	23.314	39.094	37.315	2'06.388P	146,1	11:38'47.787

299 CRAM Motorsport (1'43.557)							
Lap	Seg.1	Seg.2	Seg.3	Seg.4	Lap Time	km/h	Local Time
1		29.868	33.984	26.042		173,6	10:53'14.935
2	28.805	25.645	28.898	31.950	1'55.298	198,9	10:55'10.233
3	1'01.578	45.784	34.013	34.994	2'56.369	197,4	10:58'06.602
4	26.804	24.939	28.718	23.096	1'43.557	200,0	10:59'50.159
5	27.400	24.799	28.753	23.155	1'44.107	200,0	11:01'34.266
6	27.088	24.866	28.769	24.108	1'44.831	200,4	11:03'19.097
7	27.796	26.120	29.965	35.214	1'59.095P	197,4	11:05'18.192

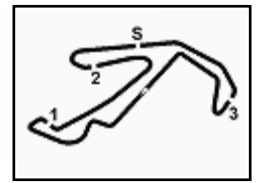
322 Duell Race							
Lap	Seg.1	Seg.2	Seg.3	Seg.4	Lap Time	km/h	Local Time
1		29.768	34.761	47.285		193,9	10:54'28.035
2	2'54.363	29.913	31.870	25.251	4'21.397P	210,1	10:58'49.432
3	28.246	24.919	31.720	45.992	2'10.877P	212,6	11:01'00.309
4	7'08.174	29.523	35.790	40.901	8'54.388P	183,4	11:09'54.697

31/07/2020

P = Pits In/Out - C = Lap Time Cancelled



Powered by PERUGIA TIMING



ACI Racing Weekend Misano 30 Luglio-2 Agosto 2020
Camp.It.Gran Turismo Sprint - Sector and Speeds Free Practice 1

Misano Circuit Sic 58 4.226 m

BEST LAP		
1	71 AF CORSE	Ferrari 488 GT3 1'33.232
2	12 AUDI SPORT ITALIA	Audi R8 LMS 1'33.357
3	21 AF CORSE	Ferrari 488 1'33.427
4	27 AKM MOTORSPORT	Mercedes AMG GT3 1'33.475
5	25 RS RACING	Ferrari 488 GT3 1'33.482
6	7 BMW TEAM ITALIA	BMW M6 GT3 1'33.572
7	90 AKM MOTORSPORT	Mercedes AMG GT3 1'33.806
8	3 EASY RACE	Ferrari 488 1'34.152
9	32 IMPERIALE RACING	Lamborghini Huracan GT3 1'34.212
10	63 VINCENZO SOSPIRI RACING	Lamborghini Huracan GT3 1'34.328
11	19 VINCENZO SOSPIRI RACING	Lamborghini Huracan GT3 1'34.432
12	88 LP RACING	Lamborghini Huracan GT3 1'34.583
13	91 DINAMIC MOTORSPORT	Porsche 991 GT3R 1'34.899
14	44 EBIMOTORS	Porsche GT3 1'36.404
15	355 EASY RACE	Ferrari 488 Challenge 1'37.765
16	333 SR&R	Ferrari 488 Challenge 1'39.401
17	227 NOVA RACE EVENTS	Mercedes AMG GT4 1'42.715
18	215 BMW TEAM ITALIA	BMW M4 GT4 1'42.878
19	250 EBIMOTORS	Porsche Cayman 718 GT4 1'43.096
20	252 EBIMOTORS	Porsche Cayman 718 GT4 1'43.465
21	299 CRAM MOTORSPORT	Porsche Cayman 718 GT4 1'43.557
22	297 CRAM MOTORSPORT	Porsche Cayman 718 GT4 1'43.643
23	207 NOVA RACE EVENTS	Mercedes AMG GT3 1'43.647
24	271 W&D RACING TEAM	BMW M4 GT4 1'44.032
25	277 NOVA RACE EVENTS	Mercedes AMG GT4 1'44.961
26	288 SCUDERIA VILLORBA CORS	Mercedes AMG GT4 1'45.027

SPEED		
1	3 EASY RACE	Ferrari 488 226,4
2	333 SR&R	Ferrari 488 Challenge 220,0
3	7 BMW TEAM ITALIA	BMW M6 GT3 219,5
4	355 EASY RACE	Ferrari 488 Challenge 219,1
5	90 AKM MOTORSPORT	Mercedes AMG GT3 218,2
6	71 AF CORSE	Ferrari 488 GT3 216,9
7	25 RS RACING	Ferrari 488 GT3 216,9
8	12 AUDI SPORT ITALIA	Audi R8 LMS 216,4
9	27 AKM MOTORSPORT	Mercedes AMG GT3 216,0
10	21 AF CORSE	Ferrari 488 214,7
11	91 DINAMIC MOTORSPORT	Porsche 991 GT3R 213,9
12	32 IMPERIALE RACING	Lamborghini Huracan GT3 213,0
13	322 DUELL RACE	Porsche 991 4.0 212,6
14	44 EBIMOTORS	Porsche GT3 212,6
15	88 LP RACING	Lamborghini Huracan GT3 212,2
16	63 VINCENZO SOSPIRI RACING	Lamborghini Huracan GT3 212,2
17	19 VINCENZO SOSPIRI RACING	Lamborghini Huracan GT3 211,8
18	250 EBIMOTORS	Porsche Cayman 718 GT4 200,7
19	299 CRAM MOTORSPORT	Porsche Cayman 718 GT4 200,4
20	252 EBIMOTORS	Porsche Cayman 718 GT4 200,4
21	297 CRAM MOTORSPORT	Porsche Cayman 718 GT4 200,0
22	215 BMW TEAM ITALIA	BMW M4 GT4 198,9
23	271 W&D RACING TEAM	BMW M4 GT4 197,8
24	227 NOVA RACE EVENTS	Mercedes AMG GT4 196,7
25	207 NOVA RACE EVENTS	Mercedes AMG GT3 194,6
26	277 NOVA RACE EVENTS	Mercedes AMG GT4 192,9
27	288 SCUDERIA VILLORBA CORS	Mercedes AMG GT4 191,5

SEG. 1		
1	71 AF CORSE	24.179
2	12 AUDI SPORT ITALIA	24.299
3	21 AF CORSE	24.318
4	27 AKM MOTORSPORT	24.329
5	90 AKM MOTORSPORT	24.414
6	32 IMPERIALE RACING	24.435
7	7 BMW TEAM ITALIA	24.484
8	63 VINCENZO SOSPIRI RA	24.506
9	88 LP RACING	24.507
10	25 RS RACING	24.541
11	19 VINCENZO SOSPIRI RA	24.625
12	3 EASY RACE	24.673
13	91 DINAMIC MOTORSPOR	24.678
14	44 EBIMOTORS	25.121
15	355 EASY RACE	25.748
16	333 SR&R	26.473
17	227 NOVA RACE EVENTS	26.550
18	215 BMW TEAM ITALIA	26.787
19	299 CRAM MOTORSPORT	26.804
20	250 EBIMOTORS	26.970
21	252 EBIMOTORS	27.006
22	297 CRAM MOTORSPORT	27.069
23	207 NOVA RACE EVENTS	27.073
24	271 W&D RACING TEAM	27.081
25	288 SCUDERIA VILLORBA C	27.132
26	277 NOVA RACE EVENTS	27.209
27	322 DUELL RACE	28.246

SEG. 2		
1	71 AF CORSE	21.818
2	12 AUDI SPORT ITALIA	22.078
3	21 AF CORSE	22.083
4	25 RS RACING	22.152
5	7 BMW TEAM ITALIA	22.205
6	19 VINCENZO SOSPIRI RA	22.229
7	3 EASY RACE	22.232
8	27 AKM MOTORSPORT	22.255
9	32 IMPERIALE RACING	22.334
10	90 AKM MOTORSPORT	22.356
11	91 DINAMIC MOTORSPOR	22.388
12	63 VINCENZO SOSPIRI RA	22.392
13	88 LP RACING	22.490
14	44 EBIMOTORS	22.798
15	355 EASY RACE	22.933
16	333 SR&R	23.395
17	297 CRAM MOTORSPORT	24.335
18	250 EBIMOTORS	24.383
19	215 BMW TEAM ITALIA	24.431
20	252 EBIMOTORS	24.492
21	227 NOVA RACE EVENTS	24.495
22	207 NOVA RACE EVENTS	24.525
23	271 W&D RACING TEAM	24.659
24	299 CRAM MOTORSPORT	24.799
25	288 SCUDERIA VILLORBA C	24.819
26	277 NOVA RACE EVENTS	24.842
27	322 DUELL RACE	24.919

SEG. 3		
1	27 AKM MOTORSPORT	25.966
2	71 AF CORSE	25.984
3	7 BMW TEAM ITALIA	26.017
4	25 RS RACING	26.026
5	12 AUDI SPORT ITALIA	26.042
6	90 AKM MOTORSPORT	26.110
7	21 AF CORSE	26.130
8	3 EASY RACE	26.190
9	32 IMPERIALE RACING	26.191
10	63 VINCENZO SOSPIRI RA	26.240
11	19 VINCENZO SOSPIRI RA	26.399
12	91 DINAMIC MOTORSPOR	26.525
13	88 LP RACING	26.528
14	44 EBIMOTORS	26.773
15	355 EASY RACE	26.920
16	333 SR&R	27.166
17	215 BMW TEAM ITALIA	28.601
18	250 EBIMOTORS	28.660
19	227 NOVA RACE EVENTS	28.661
20	252 EBIMOTORS	28.688
21	299 CRAM MOTORSPORT	28.718
22	297 CRAM MOTORSPORT	28.746
23	271 W&D RACING TEAM	28.815
24	207 NOVA RACE EVENTS	28.877
25	277 NOVA RACE EVENTS	29.330
26	288 SCUDERIA VILLORBA C	29.547
27	322 DUELL RACE	31.720

SEG. 4		
1	71 AF CORSE	20.575
2	21 AF CORSE	20.686
3	27 AKM MOTORSPORT	20.697
4	25 RS RACING	20.763
5	90 AKM MOTORSPORT	20.771
6	12 AUDI SPORT ITALIA	20.779
7	19 VINCENZO SOSPIRI RA	20.797
8	3 EASY RACE	20.843
9	7 BMW TEAM ITALIA	20.853
10	63 VINCENZO SOSPIRI RA	20.870
11	32 IMPERIALE RACING	20.873
12	91 DINAMIC MOTORSPOR	20.949
13	88 LP RACING	21.058
14	44 EBIMOTORS	21.203
15	355 EASY RACE	21.928
16	333 SR&R	22.228
17	227 NOVA RACE EVENTS	22.780
18	215 BMW TEAM ITALIA	22.809
19	250 EBIMOTORS	22.867
20	207 NOVA RACE EVENTS	22.873
21	252 EBIMOTORS	22.917
22	297 CRAM MOTORSPORT	23.015
23	299 CRAM MOTORSPORT	23.096
24	271 W&D RACING TEAM	23.126
25	288 SCUDERIA VILLORBA C	23.168
26	277 NOVA RACE EVENTS	23.363
27	322 DUELL RACE	25.251