

# ACI Racing Weekend Misano 30 Luglio-2 Agosto 2020

## Camp.It.Gran Turismo Sprint - Results Free Practice 2

Misano Circuit Sic 58 4.226 m

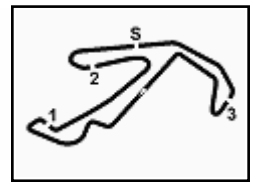
1 / 2

	Driver 1 No. Entrant	Nat	Driver 2 Team	Car	Class	Time	Gap	Avg Laps
1	<b>12 AGOSTINI Riccardo (ITA)</b> AUDI SPORT ITALIA		<b>MANCINELLI Daniel (ITA)</b> Audi Sport Italia	AUDI R8 LMS	GT3-PRO	<b>1'32.964</b>		163,650 24
2	<b>71 RODA Giorgio (ITA)</b> AF CORSE		<b>ROVERA Alessio (ITA)</b> AF Corse	FERRARI 488 GT3	GT3-PRO	<b>1'32.989</b>	0.025	163,606 21
3	<b>25 DI AMATO Daniele (ITA)</b> RS RACING		<b>VEZZONI Alessandro (ITA)</b> RS Racing	FERRARI 488 GT3	GT3-PA	<b>1'33.326</b>	0.362	163,016 24
4	<b>27 FERRARI Lorenzo (ITA)</b> AKM MOTORSPORT		<b>ZAMPIERI Daniel (ITA)</b> AKM Motorsport	MERCEDES AMG GT3	GT3-PRO	<b>1'33.327</b>	0.363	163,014 20
5	<b>88 CAZZANIGA Riccardo (ITA)</b> LP RACING		<b>MARCUCCI Lorenzo (ITA)</b> LP Racing	LAMBORGHINI HURACAN GT3	GT3-PA	<b>1'33.795</b>	0.831	162,201 18
6	<b>7 COMANDINI Stefano (ITA)</b> BMW TEAM ITALIA		<b>ZUG Marius (DEU)</b> BMW Team Italia	BMW M6 GT3	GT3-PRO	<b>1'33.800</b>	0.836	162,192 21
7	<b>90 RODA Davide (ITA)</b> AKM MOTORSPORT		<b>SPINELLI Loris (ITA)</b> AKM Motorsport	MERCEDES AMG GT3	GT3-PA	<b>1'33.963</b>	0.999	161,911 20
8	<b>32 GALBIATI Kikko (ITA)</b> IMPERIALE RACING		<b>VENTURINI Giovanni (CHE)</b> Imperiale Racing	LAMBORGHINI HURACAN GT3	GT3-PRO	<b>1'33.989</b>	1.025	161,866 23
9	<b>21 MANN Simon (FRA)</b> AF CORSE		<b>CRESSONI Matteo (ITA)</b> AF Corse	FERRARI 488	GT3-PA	<b>1'34.021</b>	1.057	161,811 24
10	<b>3 MICHELOTTO Mattia (ITA)</b> EASY RACE		<b>HUDSPETH Sean (ITA)</b> Easy Race	FERRARI 488	GT3-PA	<b>1'34.049</b>	1.085	161,762 22
11	<b>63 KROES Danny (NLD)</b> VINCENZO SOSPIRI RACING		<b>PULCINI Leonardo (ITA)</b> Vincenzo Sospiri Racing	LAMBORGHINI HURACAN GT3	GT3-PRO	<b>1'34.156</b>	1.192	161,579 22
12	<b>19 NEMOTO Yuki (JPN)</b> VINCENZO SOSPIRI RACING		<b>TUJULA Tuomas (FIN)</b> Vincenzo Sospiri Racing	LAMBORGHINI HURACAN GT3	GT3-PA	<b>1'34.356</b>	1.392	161,236 25
13	<b>44 VENEROSI PESCIOLINI Paolo (ITA)</b> EBIMOTORS		<b>BACCANI Alessandro (ITA)</b> Ebimotors	PORSCHE GT3	GT3-AM	<b>1'35.417</b>	2.453	159,443 25
14	<b>91 CASSARÀ Marco (ITA)</b> DINAMIC MOTORSPORT		<b>DE GIACOMI Alex (ITA)</b> Dinamic Motorsport	PORSCHE 991 GT3R	GT3-AM	<b>1'35.799</b>	2.835	158,808 24
15	<b>355 CHIESA Riccardo (ITA)</b> EASY RACE		<b>GRECO Matteo (ITA)</b> Easy Race	FERRARI 488 CHALLENGE	GTC-PA	<b>1'37.829</b>	4.865	155,512 21
16	<b>322 SAUTO Vincenzo (ITA)</b> DUELL RACE		<b>CARBONI Gianluca (ITA)</b> Duell Race	PORSCHE 991 4.0	GTC-PA	<b>1'39.238</b>	6.274	153,304 22
17	<b>333 DEMARCHI Luca (ITA)</b> SR&R		<b>CRISTONI Gian Piero (ITA)</b> SR&R	FERRARI 488 CHALLENGE	GTC-PA	<b>1'39.868</b>	6.904	152,337 20
18	<b>250 GNEMMI Paolo (ITA)</b> EBIMOTORS		<b>PERA Riccardo (ITA)</b> Ebimotors	PORSCHE CAYMAN 718 GT4	GT4-PA	<b>1'42.237</b>	9.273	148,807 24
19	<b>215 GUERRA Francesco (ITA)</b> BMW TEAM ITALIA		<b>RICCITELLI Simone (ITA)</b> BMW Team Italia	BMW M4 GT4	GT4-PA	<b>1'42.590</b>	9.626	148,295 13
20	<b>271 MELONI Paolo (RSM)</b> W&D RACING TEAM		Scuderia W&D	BMW M4 GT4	GT4-AM	<b>1'42.868</b>	9.904	147,894 22
21	<b>227 SEGÙ Luca (ITA)</b> NOVA RACE EVENTS		<b>DE LUCA Francesco (ITA)</b> Nova Race Events	MERCEDES AMG GT4	GT4-PA	<b>1'43.007</b>	10.043	147,695 23
22	<b>207 MARCHETTI Alessandro (ITA)</b> NOVA RACE EVENTS		<b>MANTORI Carlo (ITA)</b> Nova Race Events	MERCEDES AMG GT3	GT4-AM	<b>1'43.287</b>	10.323	147,294 23
23	<b>252 PICCIOLI Gianluigi (ITA)</b> EBIMOTORS		<b>DE CASTRO Sabino Marco (ITA)</b> Ebimotors	PORSCHE CAYMAN 718 GT4	GT4-PA	<b>1'43.481</b>	10.517	147,018 20
24	<b>288 BELICCHI Andrea (ITA)</b> SCUDERIA VILLORBA CORSE		<b>VULLO Jody Simone (ITA)</b> Scuderia Villorba Corse	MERCEDES AMG GT4	GT4-PA	<b>1'43.652</b>	10.688	146,776 18
25	<b>297 ARRIGOSI Matteo (ITA)</b> CRAM MOTORSPORT		<b>PAN Adriano (CHE)</b> CRAM Motorsport	PORSCHE CAYMAN 718 GT4	GT4-AM	<b>1'44.887</b>	11.923	145,048 16

Race Director : Alessandro Ferrari

Clerk of the Course : Fabrizio Fondacci

31/07/2020 Start 16:24 End 17:16



ACI Racing Weekend Misano 30 Luglio-2 Agosto 2020  
Camp.It.Gran Turismo Sprint - Results Free Practice 2

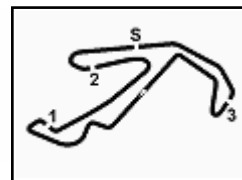
Misano Circuit Sic 58 4.226 m  
2 / 2

Humidity:	53%	AIR	32°C
Condition:	DRY	Temp:	51°C

Race Director : Alessandro Ferrari

Clerk of the Course : Fabrizio Fondacci

	Start	End
31/07/2020	16:24	17:16



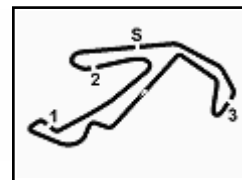
Misano Circuit Sic 58 4.226 m

## ACI Racing Weekend Misano 30 Luglio-2 Agosto 2020

### Camp.It.Gran Turismo Sprint - Ideal Times Free Practice 2

No. Entrant	Car	Seg. 1 Diff. 1	Seg. 2 Diff. 2	Seg. 3 Diff. 3	Seg. 4 Diff. 4	Ideal Time		
						Best Lap	Pos.	Diff.
1 12 AUDI SPORT ITALIA	Audi R8 LMS	24.274 +0.033	22.055 +0.109	25.965	<b>20.528</b>	<b>1'32.822</b> 1'32.964	1	0.142
2 71 AF CORSE	Ferrari 488 GT3	24.205	<b>21.999</b> +0.060	26.113	20.578 +0.034	<b>1'32.895</b> 1'32.989	2	0.094
3 7 BMW TEAM ITALIA	BMW M6 GT3	24.296 +0.375	22.020 +0.131	26.020	20.804 +0.154	<b>1'33.140</b> 1'33.800	6	0.660
4 25 RS RACING	Ferrari 488 GT3	24.466 +0.022	22.041 +0.030	<b>25.953</b>	20.682 +0.132	<b>1'33.142</b> 1'33.326	3	0.184
5 27 AKM MOTORSPORT	Mercedes AMG GT3	<b>24.182</b>	22.290	26.133	20.722	<b>1'33.327</b> 1'33.327	4	
6 3 EASY RACE	Ferrari 488	24.378 +0.061	22.171 +0.112	26.242 +0.026	20.878 +0.181	<b>1'33.669</b> 1'34.049	10	0.380
7 88 LP RACING	Lamborghini Huracan GT3	24.463 +0.016	22.215 +0.052	26.209 +0.056	20.784	<b>1'33.671</b> 1'33.795	5	0.124
8 21 AF CORSE	Ferrari 488	24.516 +0.032	22.122 +0.097	26.188 +0.157	20.846 +0.063	<b>1'33.672</b> 1'34.021	9	0.349
9 90 AKM MOTORSPORT	Mercedes AMG GT3	24.510	22.319 +0.011	26.201	20.804 +0.118	<b>1'33.834</b> 1'33.963	7	0.129
10 63 VINCENZO SOSPIRI RA	Lamborghini Huracan GT3	24.401 +0.012	22.283 +0.117	26.330	20.898 +0.115	<b>1'33.912</b> 1'34.156	11	0.244
11 32 IMPERIALE RACING	Lamborghini Huracan GT3	24.504	22.298 +0.035	26.254	20.878 +0.020	<b>1'33.934</b> 1'33.989	8	0.055
12 19 VINCENZO SOSPIRI RA	Lamborghini Huracan GT3	24.551	22.257 +0.143	26.412	20.993	<b>1'34.213</b> 1'34.356	12	0.143
13 91 DINAMIC MOTORSPOR	Porsche 991 GT3R	24.949 +0.408	22.447 +0.087	26.582 +0.132	21.173 +0.021	<b>1'35.151</b> 1'35.799	14	0.648
14 44 EBIMOTORS	Porsche GT3	24.909 +0.023	22.510 +0.070	26.721 +0.025	21.159	<b>1'35.299</b> 1'35.417	13	0.118
15 355 EASY RACE	Ferrari 488 Challenge	25.710 +0.255	22.791 +0.279	26.779 +0.072	21.847 +0.096	<b>1'37.127</b> 1'37.829	15	0.702
16 322 DUELL RACE	Porsche 991 4.0	26.177	22.983 +0.217	27.354 +0.162	22.345	<b>1'38.859</b> 1'39.238	16	0.379
17 333 SR&R	Ferrari 488 Challenge	26.257 +0.265	23.268 +0.167	27.320 +0.269	22.322	<b>1'39.167</b> 1'39.868	17	0.701
18 250 EBIMOTORS	Porsche Cayman 718 GT4	26.624	24.225	28.704 +0.040	22.644	<b>1'42.197</b> 1'42.237	18	0.040
19 215 BMW TEAM ITALIA	BMW M4 GT4	26.721	24.311 +0.072	28.522	22.763 +0.201	<b>1'42.317</b> 1'42.590	19	0.273
20 271 W&D RACING TEAM	BMW M4 GT4	26.952 +0.054	24.314	28.573	22.798 +0.177	<b>1'42.637</b> 1'42.868	20	0.231
21 227 NOVA RACE EVENTS	Mercedes AMG GT4	26.630	24.504 +0.218	28.705	22.818 +0.132	<b>1'42.657</b> 1'43.007	21	0.350
22 207 NOVA RACE EVENTS	Mercedes AMG GT3	26.664	24.531 +0.270	28.727	22.938 +0.157	<b>1'42.860</b> 1'43.287	22	0.427
23 252 EBIMOTORS	Porsche Cayman 718 GT4	26.739 +0.172	24.530	28.690 +0.256	23.063 +0.031	<b>1'43.022</b> 1'43.481	23	0.459
24 288 SCUDERIA VILLORBA C	Mercedes AMG GT4	26.732	24.620	29.055	23.044 +0.201	<b>1'43.451</b> 1'43.652	24	0.201
25 297 CRAM MOTORSPORT	Porsche Cayman 718 GT4	27.556	24.961 +0.050	28.844 +0.255	23.221	<b>1'44.582</b> 1'44.887	25	0.305
<b>Overall Ideal Time</b>		24.182	21.999	25.953	20.528	<b>1'32.662</b>		

31/07/2020



ACI Racing Weekend Misano 30 Luglio-2 Agosto 2020  
Camp.It.Gran Turismo Sprint - Chronological Analysis Free Practice 2

Misano Circuit Sic 58.4.226 m

1 / 6

3 Easy Race (1'34.049)

Lap	Seg.1	Seg.2	Seg.3	Seg.4	Lap Time	km/h	Local Time
1		23.239	27.012	21.175		215.6	16:26'51.642
2	24.799	22.655	26.655	21.024	1'35.208	214,3	16:28'26.850
3	25.110	22.816	26.520	21.012	1'35.458	214,7	16:30'02.308
4	25.041	22.747	27.073	35.218	1'50.079P	215,1	16:31'52.387
5	2'23.300	23.663	27.952	21.763	3'36.678P	212,6	16:35'29.065
6	<b>24.378</b>	22.434	26.448	20.960	1'34.220	214,7	16:37'03.285
7	24.702	22.501	26.767	21.240	1'35.210	215,1	16:38'38.495
8	24.441	23.292	26.688	20.948	1'35.369	213,4	16:40'13.864
9	25.307	23.256	28.411	21.255	1'38.229	213,4	16:41'52.093
10	24.473	<b>22.171</b>	<b>26.242</b>	21.792	1'34.678	214,7	16:43'26.771
11	25.490	22.561	26.784	21.471	1'36.306	214,7	16:45'03.077
12	24.547	23.219	27.809	36.284	1'51.859P	214,3	16:46'54.936
13	6'45.676	23.960	27.659	21.019	7'58.314P	212,2	16:54'53.250
14	24.810	22.172	26.362	21.479	1'34.823	213,9	16:56'28.073
15	24.747	22.340	26.268	21.071	1'34.426	215,1	16:58'02.499
16	24.884	22.572	26.558	<b>20.878</b>	1'34.892	214,7	16:59'37.391
17	24.698	22.610	26.289	21.198	1'34.795	215,6	17:01'12.186
18	24.587	22.548	26.694	22.384	1'36.213	216,0	17:02'48.399
19	25.609	22.561	26.428	31.973	1'46.571P	215,1	17:04'34.970
20	4'08.904	29.242	58.850	39.724	6'16.720P	81,0	17:10'51.690
21	43.818	27.815	36.785	23.607	2'12.025	195,7	17:13'03.715
22	24.402	22.432	26.585	21.050	1'34.469	216,0	17:14'38.184
23	24.439	22.283	26.268	21.059	<b>1'34.049</b>	<b>218,2</b>	17:16'12.233

11	25.183	23.079	27.059	21.501	1'36.822	213,0	16:43'22.607
12	24.479	22.280	26.176	20.728	1'33.663C	213,9	16:44'56.270
13	24.581	22.363	26.393	31.281	1'44.618P	213,9	16:46'40.888
14	3'09.526	22.884	26.777	21.824	4'21.011P	211,8	16:51'01.899
15	24.810	22.271	26.532	20.902	1'34.515	215,1	16:52'36.414
16	24.724	22.720	29.476	22.465	1'39.385	180,9	16:54'15.799
17	24.626	22.345	26.275	20.805	1'34.051	213,0	16:55'49.850
18	24.722	23.077	26.961	21.500	1'36.260	214,7	16:57'26.110
19	24.467	22.318	26.160	20.976	1'33.921	<b>215,6</b>	16:59'00.031
20	25.161	23.133	26.636	31.114	1'46.044P	214,3	17:00'46.075
21	4'46.914	26.040	30.095	21.172	6'04.221P	195,7	17:06'50.296
22	24.307	22.164	<b>25.965</b>	<b>20.528</b>	<b>1'32.964</b>	<b>215,6</b>	17:08'23.260
23	24.337	26.067	1'00.260	39.814	2'30.478P	79,3	17:10'53.738
24	1'36.755	22.802	26.597	21.515	2'47.669P	212,2	17:13'41.407
25	<b>24.274</b>	<b>22.055</b>	25.989	20.769	1'33.087	213,4	17:15'14.494

19 Vincenzo Sospiri Racing (1'34.356)

Lap	Seg.1	Seg.2	Seg.3	Seg.4	Lap Time	km/h	Local Time
1		23.943	27.202	23.343		209,3	16:27'31.919
2	25.034	22.567	26.999	21.785	1'36.385	210,5	16:29'08.304
3	24.879	22.518	26.706	21.060	1'35.163	210,1	16:30'43.467
4	24.811	22.570	26.782	21.464	1'35.627	210,5	16:32'19.094
5	24.846	22.421	26.647	21.395	1'35.309	208,9	16:33'54.403
6	24.853	22.577	26.968	31.786	1'46.184P	209,7	16:35'40.587
7	4'06.169	36.697	27.565	21.081	5'31.512P	206,9	16:41'12.099
8	25.317	22.489	26.560	20.997	1'35.363	210,1	16:42'47.462
9	24.581	22.506	26.556	21.123	1'34.766	210,5	16:44'22.228
10	24.687	22.445	26.557	20.938	1'34.627C	210,5	16:45'56.855
11	25.244	22.924	26.658	31.097	1'45.923P	210,5	16:47'42.778
12	2'12.418	22.997	26.708	21.004	3'23.127P	209,7	16:51'05.905
13	25.029	22.920	27.647	21.673	1'37.269	210,1	16:52'43.174
14	24.933	22.433	27.015	21.169	1'35.550	210,5	16:54'18.724
15	24.737	22.343	26.809	21.159	1'35.048	210,5	16:55'53.772
16	24.932	22.409	26.793	22.083	1'36.217	210,5	16:57'29.989
17	24.993	22.439	26.559	21.091	1'35.082	210,5	16:59'05.071
18	24.957	22.484	26.679	32.718	1'46.838P	210,5	17:00'51.909
19	1'55.847	22.748	26.666	21.263	3'06.524P	209,3	17:03'58.433
20	24.753	22.453	26.789	21.022	1'35.017	210,1	17:05'33.450
21	24.603	22.426	26.547	21.106	1'34.682	210,5	17:07'08.132
22	24.652	22.388	26.742	21.019	1'34.801	210,9	17:08'42.933
23	27.667	47.760	59.247	36.562	2'51.236	79,4	17:11'34.169
24	26.275	22.743	26.612	21.690	1'37.320	209,3	17:13'11.489
25	<b>24.551</b>	22.400	<b>26.412</b>	<b>20.993</b>	<b>1'34.356</b>	<b>211,4</b>	17:14'45.845
26	24.692	<b>22.257</b>	26.417	21.053	1'34.419	210,9	17:16'20.264

7 BMW Team Italia (1'33.800)

Lap	Seg.1	Seg.2	Seg.3	Seg.4	Lap Time	km/h	Local Time
1		25.190	27.937	21.528		213,9	16:27'08.986
2	25.101	22.571	26.163	21.224	1'35.059	216,9	16:28'44.045
3	24.766	22.369	26.162	20.977	1'34.274	217,3	16:30'18.319
4	26.031	23.136	26.286	20.946	1'36.399	217,3	16:31'54.718
5	24.601	22.495	26.135	36.873	1'50.104P	217,3	16:33'44.822
6	3'30.364	23.131	26.648	20.943	4'41.086P	216,4	16:38'25.908
7	24.494	22.203	26.183	20.938	1'33.818	217,3	16:39'59.726
8	24.529	22.332	29.615	34.423	1'50.899	216,4	16:41'50.625
9	<b>24.296</b>	<b>22.020</b>	26.449	21.905	1'34.670	218,6	16:43'25.295
10	24.561	22.323	26.056	20.880	1'33.820	218,2	16:44'59.115
11	24.692	22.103	26.032	30.580	1'43.407P	218,2	16:46'42.522
12	1'39.470	22.800	26.273	21.030	2'49.573P	216,9	16:49'32.095
13	24.884	22.415	26.242	20.968	1'34.509	219,1	16:51'06.604
14	24.896	22.531	27.104	21.110	1'35.641	<b>219,5</b>	16:52'42.245
15	25.044	22.534	26.193	21.119	1'34.890	217,7	16:54'17.135
16	24.778	22.389	26.193	21.013	1'34.373	219,1	16:55'51.508
17	24.950	22.288	26.632	31.610	1'45.480P	217,7	16:57'36.988
18	1'49.617	22.480	26.228	<b>20.804</b>	2'59.129P	219,1	17:00'36.117
19	24.671	22.151	<b>26.020</b>	20.958	<b>1'33.800</b>	218,2	17:02'09.917
20	24.984	22.145	26.202	20.827	1'34.158	218,2	17:03'44.075
21	25.017	22.220	26.237	21.054	1'34.528	217,3	17:05'18.603
22	24.803	22.361	26.296	30.380	1'43.840P	217,3	17:07'02.443

12 Audi Sport Italia (1'32.964)

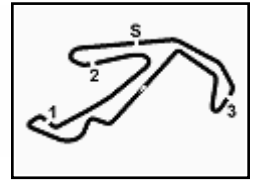
Lap	Seg.1	Seg.2	Seg.3	Seg.4	Lap Time	km/h	Local Time
1		26.440	28.822	22.483		211,8	16:27'11.513
2	26.791	23.820	28.707	23.531	1'42.849	210,5	16:28'54.362
3	28.932	26.312	28.438	21.600	1'45.282	211,4	16:30'39.644
4	24.562	22.869	26.271	21.041	1'34.743	213,4	16:32'14.387
5	24.791	22.315	26.142	21.199	1'34.447	214,3	16:33'48.834
6	25.182	22.818	26.653	21.266	1'35.919	212,6	16:35'24.753
7	24.532	22.290	26.237	20.835	1'33.894	214,3	16:36'58.647
8	24.711	23.340	26.640	22.548	1'37.239	215,1	16:38'35.886
9	24.529	22.407	27.186	21.997	1'36.119	213,9	16:40'12.005
10	24.427	22.340	26.184	20.829	1'33.780C	214,3	16:41'45.785

21 AF Corse (1'34.021)

Lap	Seg.1	Seg.2	Seg.3	Seg.4	Lap Time	km/h	Local Time
1							16:25'06.100
2	1'21.303	23.450	27.344	21.434	2'33.531P	210,5	16:27'39.631
3	25.478	22.171	26.469	21.726	1'35.844	213,4	16:29'15.475
4	24.867	<b>22.122</b>	26.575	21.048	1'34.612	213,4	16:30'50.087
5	24.548	22.219	26.345	20.909	<b>1'34.021</b>	213,9	16:32'24.108
6	<b>24.516</b>	22.151	26.306	21.692	1'34.665	214,3	16:33'58.773
7	27.175	22.250	26.251	<b>20.846</b>	1'36.522	214,3	16:35'35.295
8	24.778	22.401	26.618	3'21.965	4'35.762P	213,4	16:40'11.057
9	41.285	22.848	26.723	21.009	1'51.865P	210,5	16:42'02.922
10	25.271	22.180	26.865	21.047	1'35.363	214,7	16:43'38.285
11	24.616	22.273	26.861	21.016	1'34.766	<b>215,1</b>	16:45'13.051
12	24.735	22.467	<b>26.188</b>	20.925	1'34.315	214,3	16:46'47.366
13	24.775	22.279	26.635	21.094	1'34.783	214,7	16:48'22.149
14	24.519	22.392	26.349	20.932	1'34.192	214,3	16:49'56.341
15	24.891	22.543	26.551	2'32.224	3'46.209P	214,3	16:53'42.550
16	44.156	25.470	28.598	22.775	2'00.999P	210,1	16:55'43.549

31/07/2020

P = Pits In/Out - C = Lap Time Cancelled



ACI Racing Weekend Misano 30 Luglio-2 Agosto 2020  
Camp.It.Gran Turismo Sprint - Chronological Analysis Free Practice 2

Misano Circuit Sic 58 4.226 m

2 / 6

17	29.154	25.492	29.049	23.491	1'47.186	194,9	16:57'30.735
18	26.339	23.342	27.488	21.962	1'39.131	213,0	16:59'09.866
19	26.147	23.213	28.023	22.205	1'39.588	213,4	17:00'49.454
20	25.567	22.981	27.149	21.868	1'37.565	213,4	17:02'27.019
21	25.897	23.134	27.730	21.860	1'38.621	212,6	17:04'05.640
22	26.353	23.092	27.191	21.523	1'38.159	212,6	17:05'43.799
23	25.200	22.834	26.883	21.855	1'36.772	214,3	17:07'20.571
24	26.636	23.374	28.222	1'44.737	3'02.969P	211,8	17:10'23.540
25	51.714	34.851	28.544	22.015	2'17.124P	210,5	17:12'40.664

32 Imperiale Racing (1'33.989)							
Lap	Seg.1	Seg.2	Seg.3	Seg.4	Lap Time	km/h	Local Time
1		23.480	28.199	21.348	209,7	16:28'07.224	
2	24.906	23.291	26.579	21.522	1'36.298	211,4	16:29'43.522
3	24.883	22.505	26.475	21.008	1'34.871	210,9	16:31'18.393
4	26.207	23.646	26.802	21.098	1'37.753	211,4	16:32'56.146
5	24.751	22.501	27.663	34.583	1'49.498P	<b>212,6</b>	16:34'45.644
6	2'22.355	23.635	26.850	21.032	3'33.872P	209,7	16:38'19.516
7	24.715	22.685	26.670	22.099	1'36.169	211,4	16:39'55.685
8	25.123	23.234	26.792	34.444	1'49.593P	210,1	16:41'45.278
9	2'56.226	22.633	26.710	21.118	4'06.687P	210,9	16:45'51.965
10	24.772	23.003	26.662	20.963	1'35.400	212,2	16:47'27.365
11	24.669	22.512	26.558	30.604	1'44.343P	211,4	16:49'11.708
12	2'10.079	22.704	26.309	21.063	3'20.155P	211,4	16:52'31.863
13	24.968	22.606	26.548	21.270	1'35.392	211,8	16:54'07.255
14	27.075	22.490	26.401	21.846	1'37.812	212,2	16:55'45.067
15	25.597	22.456	26.473	<b>20.878</b>	1'35.404	210,9	16:57'20.471
16	24.785	22.362	26.548	31.676	1'45.371P	211,4	16:59'05.842
17	2'25.064	25.407	37.090	22.281	3'49.842P	153,2	17:02'55.684
18	24.658	22.816	26.583	22.309	1'36.366	211,8	17:04'32.050
19	24.591	22.347	26.966	22.503	1'36.407	<b>212,6</b>	17:06'08.457
20	26.094	22.660	27.835	20.979	1'37.568	208,1	17:07'46.025
21	24.556	<b>22.298</b>	26.506	39.361	1'52.721P	211,8	17:09'38.746
22	2'18.918	22.685	27.310	21.079	3'29.992P	211,8	17:13'08.738
23	<b>24.504</b>	22.333	<b>26.254</b>	20.898	<b>1'33.989</b>	212,2	17:14'42.727
24	24.989	22.740	26.522	31.119	1'45.370P	<b>212,6</b>	17:16'28.097

25 RS Racing (1'33.326)							
Lap	Seg.1	Seg.2	Seg.3	Seg.4	Lap Time	km/h	Local Time
1		23.551	26.790	21.311	212,6	16:26'50.976	
2	24.615	22.364	26.287	20.897	1'34.217	214,3	16:28'25.193
3	24.536	22.346	26.145	20.827	1'33.854	214,3	16:29'59.047
4	24.788	22.082	27.059	20.822	1'34.751	214,3	16:31'33.798
5	<b>24.466</b>	<b>22.041</b>	26.184	20.746	1'33.437	214,7	16:33'07.235
6	25.103	22.359	26.285	30.532	1'44.279P	214,7	16:34'51.514
7	3'51.615	23.324	26.826	22.911	5'04.676P	212,6	16:39'56.190
8	25.324	23.072	26.765	21.578	1'36.739	214,3	16:41'32.929
9	24.984	22.794	26.543	21.169	1'35.490	213,0	16:43'08.419
10	25.070	22.551	26.397	21.132	1'35.150	213,9	16:44'43.569
11	24.987	22.392	26.419	21.281	1'35.079	213,9	16:46'18.648
12	24.978	22.854	26.426	21.328	1'35.586	213,9	16:47'54.234
13	24.912	22.598	26.421	21.133	1'35.064	214,7	16:49'29.298
14	25.070	22.823	26.580	31.177	1'45.650P	215,6	16:51'14.948
15	2'48.064	22.605	28.366	34.203	4'13.238P	212,2	16:55'28.186
16	1'19.491	22.926	26.717	21.353	2'30.487P	213,9	16:57'58.673
17	26.674	22.660	26.427	21.187	1'36.948	214,7	16:59'35.621
18	24.808	22.637	26.400	21.184	1'35.029	214,7	17:01'10.650
19	24.796	22.638	27.324	22.566	1'37.324	213,9	17:02'47.974
20	25.011	22.404	26.263	21.415	1'35.093	215,1	17:04'23.067
21	24.943	22.601	26.372	30.477	1'44.393P	214,3	17:06'07.460
22	3'27.282	47.095	58.522	24.399	5'37.298P	80,4	17:11'44.758
23	24.659	22.179	26.056	20.856	1'33.750	<b>216,0</b>	17:13'18.508
24	24.472	22.099	26.350	<b>20.682</b>	1'33.603	215,1	17:14'52.111
25	24.488	22.071	<b>25.953</b>	20.814	<b>1'33.326</b>	<b>216,0</b>	17:16'25.437

44 Ebimotors (1'35.417)							
Lap	Seg.1	Seg.2	Seg.3	Seg.4	Lap Time	km/h	Local Time
1		25.074	27.756	22.721	208,5	16:27'25.539	
2	25.925	23.785	27.656	21.841	1'39.207	209,7	16:29'04.746
3	25.600	22.989	27.196	21.684	1'37.469	209,7	16:30'42.215
4	25.385	22.755	26.984	22.643	1'37.767	209,7	16:32'19.982
5	26.705	22.833	26.968	23.020	1'39.526	<b>210,9</b>	16:33'59.508
6	27.170	22.812	27.202	21.668	1'38.852	210,1	16:35'38.360
7	25.423	22.745	27.364	36.844	1'52.376P	208,5	16:37'30.736
8	2'08.093	23.846	28.386	22.376	3'22.701P	209,7	16:40'53.437
9	24.932	22.580	26.746	<b>21.159</b>	<b>1'35.417</b>	209,7	16:42'28.854
10	25.104	<b>22.510</b>	26.787	21.218	1'35.619	209,7	16:44'04.473
11	<b>24.909</b>	22.617	<b>26.721</b>	21.241	1'35.488	<b>210,9</b>	16:45'39.961
12	28.928	23.806	28.689	34.128	1'55.551P	210,1	16:47'35.512
13	3'59.335	24.241	27.918	22.700	5'14.194P	207,7	16:52'49.706
14	27.294	23.632	27.487	22.379	1'40.792	207,7	16:54'30.498
15	25.667	23.312	27.376	22.330	1'38.685	208,5	16:56'09.183
16	25.866	23.610	27.762	22.313	1'39.551	208,1	16:57'48.734
17	26.299	23.506	27.369	22.248	1'39.422	208,5	16:59'28.156
18	26.627	23.319	27.445	22.147	1'39.538	208,5	17:01'07.694
19	25.865	23.420	28.093	24.302	1'41.680	208,5	17:02'49.374
20	26.379	24.002	27.567	22.356	1'40.304	208,9	17:04'29.678
21	25.577	23.056	27.380	22.615	1'38.628	209,3	17:06'08.306
22	27.000	23.347	27.367	21.978	1'39.692	208,9	17:07'47.998
23	25.670	22.996	27.105	36.783	1'52.554	208,9	17:09'40.552
24	44.185	47.489	40.264	22.476	2'34.414	118,2	17:12'14.966
25	25.956	23.119	28.242	22.071	1'39.388	206,5	17:13'54.354
26	25.909	23.035	27.231	21.890	1'38.065	208,5	17:15'32.419

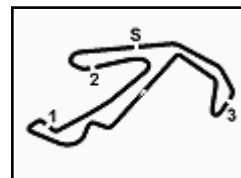
27 AKM Motorsport (1'33.327)							
Lap	Seg.1	Seg.2	Seg.3	Seg.4	Lap Time	km/h	Local Time
1						16:24'59.914	
2	1'15.918	25.027	27.302	21.738	2'29.985P	208,9	16:27'29.899
3	25.620	23.283	27.314	22.930	1'39.147	210,9	16:29'09.046
4	25.055	22.956	26.519	21.175	1'35.705	212,2	16:30'44.751
5	24.803	22.568	26.528	21.479	1'35.378	212,2	16:32'20.129
6	24.938	22.479	26.492	21.084	1'34.993	212,2	16:33'55.122
7	24.864	22.645	26.691	21.204	1'35.404	212,2	16:35'30.526
8	24.737	22.376	26.434	21.091	1'34.638	212,6	16:37'05.164
9	25.870	23.418	26.822	21.390	1'37.500	212,2	16:38'42.664
10	25.014	23.938	27.164	1'30.809	2'46.925P	210,9	16:41'29.589
11	42.122	23.436	27.209	6'13.172	7'45.939P	210,1	16:49'15.528
12	42.602	23.195	26.615	39.568	2'11.980P	212,2	16:51'27.508
13	24.695	22.439	26.473	20.794	1'34.401	210,1	16:53'01.909
14	25.185	23.231	28.617	21.202	1'38.235	194,9	16:54'40.144
15	24.533	22.408	26.304	21.105	1'34.350	212,2	16:56'14.494
16	25.772	23.705	26.757	22.547	1'38.781	211,8	16:57'53.275
17	24.619	22.378	26.288	21.623	1'34.908	<b>213,0</b>	16:59'28.183
18	25.790	23.077	26.622	2'22.903	3'38.392P	212,2	17:03'06.575
19	44.431	23.863	27.146	20.830	1'56.270P	206,9	17:05'02.845
20	<b>24.182</b>	<b>22.290</b>	<b>26.133</b>	<b>20.722</b>	<b>1'33.327</b>	212,6	17:06'36.172
21	24.990	28.510	43.124	4'29.165	6'05.789P	62,0	17:12'41.961

63 Vincenzo Sospiri Racing (1'34.156)							
Lap	Seg.1	Seg.2	Seg.3	Seg.4	Lap Time	km/h	Local Time
1		24.033	27.550	21.333	203,8	16:27'51.477	
2	25.007	23.317	26.670	21.089	1'36.083	210,5	16:29'27.560
3	25.618	22.521	27.056	21.321	1'36.516	210,9	16:31'04.076
4	25.194	22.521	26.640	21.349	1'35.704	210,9	16:32'39.780
5	24.887	22.400	26.514	21.041	1'34.842	210,9	16:34'14.622

31/07/2020

P = Pits In/Out - C = Lap Time Cancelled





### ACI Racing Weekend Misano 30 Luglio-2 Agosto 2020

#### Camp.It.Gran Turismo Sprint - Chronological Analysis Free Practice 2

Misano Circuit Sic 58.4.226 m

3 / 6

6	24.701	22.448	26.427	21.076	1'34.652	210,5	16:35'49.274	18	<b>24.463</b>	22.301	<b>26.209</b>	21.037	1'34.010	<b>213,0</b>	17:08'11.337
7	24.750	22.993	29.374	33.897	1'51.014P	209,3	16:37'40.288	19	24.654	22.980	58.629	43.557	2'29.820P	79,6	17:10'41.157
8	4'40.507	23.189	26.736	20.964	5'51.396P	210,5	16:43'31.684								
9	25.471	23.511	26.820	21.054	1'36.856	207,7	16:45'08.540								
10	<b>24.401</b>	22.412	27.274	21.162	1'35.249	210,9	16:46'43.789								
11	24.658	22.447	26.553	33.066	1'46.724P	210,9	16:48'30.513								
12	4'24.522	25.369	27.069	23.963	5'40.923P	210,5	16:54'11.436								
13	25.123	23.009	26.508	23.101	1'37.741	211,4	16:55'49.177								
14	24.943	22.589	26.706	21.150	1'35.388	210,5	16:57'24.565								
15	24.867	<b>22.283</b>	26.415	20.996	1'34.561	211,8	16:58'59.126								
16	25.799	23.707	27.808	31.781	1'49.095P	212,2	17:00'48.221								
17	3'10.779	22.765	27.914	21.184	4'22.642P	197,4	17:05'10.863								
18	24.833	22.460	26.425	20.962	1'34.680	212,2	17:06'45.543								
19	24.838	22.364	26.477	<b>20.898</b>	1'34.577	<b>212,6</b>	17:08'20.120								
20	24.729	27.267	58.796	37.875	2'28.667	79,9	17:10'48.787								
21	44.544	25.705	31.144	24.131	2'05.524	149,8	17:12'54.311								
22	24.413	22.400	<b>26.330</b>	21.013	<b>1'34.156</b>	212,2	17:14'28.467								
23	24.640	22.458	26.440	20.913	1'34.451	211,8	17:16'02.918								

#### 90 AKM Motorsport (1'33.963)

Lap	Seg.1	Seg.2	Seg.3	Seg.4	Lap Time	km/h	Local Time
1							16:26'11.142
2	1'02.490	28.952	32.683	55.793	2'59.918P	169,0	16:29'11.060
3	45.023	23.307	26.393	21.089	1'55.812P	213,4	16:31'06.872
4	24.764	22.664	26.242	20.899	1'34.569	213,9	16:32'41.441
5	24.962	22.501	26.360	21.042	1'34.865	213,0	16:34'16.306
6	24.915	22.362	26.252	4'05.302	5'18.831P	213,4	16:39'35.137
7	39.997	22.711	26.278	<b>20.804</b>	1'49.790P	212,6	16:41'24.927
8	24.596	<b>22.319</b>	26.557	20.856	1'34.328	213,0	16:42'59.255
9	<b>24.510</b>	22.330	<b>26.201</b>	20.922	<b>1'33.963</b>	213,4	16:44'33.218
10	24.733	22.508	26.283	3'02.653	4'16.177P	213,9	16:48'49.395
11	44.824	25.782	28.660	22.781	2'02.047P	209,7	16:50'51.442
12	25.789	22.757	27.573	21.676	1'37.795	213,9	16:52'29.237
13	26.347	22.596	26.681	22.002	1'37.626	<b>214,7</b>	16:54'06.863
14	26.305	22.561	26.782	22.796	1'38.444	214,3	16:55'45.307
15	26.033	22.752	27.193	22.398	1'38.376	213,4	16:57'23.683
16	35.418	23.817	28.801	4'23.664	5'51.700P	208,9	17:03'15.383
17	40.783	23.244	26.698	21.316	1'52.041P	213,4	17:05'07.424
18	26.035	22.457	26.661	21.007	1'36.160	214,3	17:06'43.584
19	25.085	22.471	3'48.894	42.797	5'19.247P	213,9	17:12'02.831
20	42.160	23.471	27.029	21.470	1'54.130P	213,0	17:13'56.961
21	25.388	23.028	27.667	21.239	1'37.322	213,0	17:15'34.283

#### 71 AF Corse (1'32.989)

Lap	Seg.1	Seg.2	Seg.3	Seg.4	Lap Time	km/h	Local Time
1							16:25'10.892
2	1'28.698	28.578	33.581	23.326	2'54.183P	125,3	16:28'05.075
3	29.039	24.555	26.760	23.907	1'44.261	214,7	16:29'49.336
4	25.017	22.219	26.264	20.762	1'34.262	213,4	16:31'23.598
5	24.555	<b>21.999</b>	26.343	<b>20.578</b>	1'33.475	215,1	16:32'57.073
6	24.472	22.236	32.111	24.420	1'43.239	180,9	16:34'40.312
7	24.338	22.406	26.784	4'20.562	5'34.090P	216,4	16:40'14.402
8	43.828	23.887	26.508	26.350	2'00.573P	212,2	16:42'14.975
9	<b>24.205</b>	22.059	<b>26.113</b>	20.612	<b>1'32.989</b>	215,6	16:43'47.964
10	25.346	22.954	26.876	1'41.959	2'57.135P	215,1	16:46'45.099
11	41.622	23.160	27.080	21.192	1'53.054P	213,4	16:48'38.153
12	24.795	22.359	26.569	20.950	1'34.673	213,9	16:50'12.826
13	24.678	22.640	26.445	21.054	1'34.817	214,3	16:51'47.643
14	24.716	22.564	26.285	20.746	1'34.311	215,1	16:53'21.954
15	25.003	22.373	26.508	21.458	1'35.342	215,6	16:54'57.296
16	24.556	22.137	26.177	20.785	1'33.655	215,1	16:56'30.951
17	25.470	22.381	26.323	20.825	1'34.999	215,6	16:58'05.950
18	25.407	22.494	26.274	20.888	1'35.063	216,0	16:59'41.013
19	25.057	22.843	26.250	21.042	1'35.192	<b>216,9</b>	17:01'16.205
20	24.838	22.350	26.468	21.112	1'34.768	215,1	17:02'50.973
21	25.132	22.855	26.788	2'07.171	3'21.946P	216,0	17:06'12.919
22	41.300	23.270	26.943	21.206	1'52.719P	214,7	17:08'05.638

#### 91 Dinamic Motorsport (1'35.799)

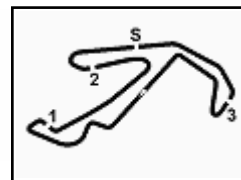
Lap	Seg.1	Seg.2	Seg.3	Seg.4	Lap Time	km/h	Local Time
1							16:26'33.094
2	1'06.996	23.460	28.408	22.329	2'21.193P	199,3	16:28'54.287
3	25.484	22.769	27.426	21.338	1'37.017	210,1	16:30'31.304
4	25.849	22.671	28.439	21.982	1'38.941	210,9	16:32'10.245
5	25.320	22.787	26.945	22.542	1'37.594	<b>211,4</b>	16:33'47.839
6	26.932	23.494	27.145	21.221	1'38.792	210,9	16:35'26.631
7	25.041	22.633	27.197	21.235	1'36.106	<b>211,4</b>	16:37'02.737
8	29.361	23.016	31.195	21.717	1'45.289	166,9	16:38'48.026
9	25.253	<b>22.447</b>	27.568	<b>21.173</b>	1'36.441	209,3	16:40'24.467
10	25.431	23.435	31.341	1'48.603	3'08.810P	163,4	16:43'33.277
11	42.305	23.110	27.004	21.325	1'53.744P	<b>211,4</b>	16:45'27.021
12	25.416	23.334	27.355	22.324	1'38.429	210,5	16:47'05.450
13	25.685	23.392	27.009	21.418	1'37.504	<b>211,4</b>	16:48'42.954
14	25.259	22.508	26.940	2'08.343	3'23.050P	210,5	16:52'06.004
15	45.131	25.631	27.741	22.201	2'00.704P	209,3	16:54'06.708
16	28.466	23.381	26.724	21.337	1'39.908	210,9	16:55'46.616
17	25.832	23.772	28.079	22.661	1'40.344	206,9	16:57'26.960
18	<b>24.949</b>	22.735	26.807	21.430	1'35.921	<b>211,4</b>	16:59'02.881
19	34.054	26.002	28.038	1'50.255	3'18.349P	210,5	17:02'21.230
20	43.289	23.126	27.617	1'26.246	3'00.278P	210,5	17:05'21.508
21	41.627	23.076	26.786	21.198	1'52.687P	210,5	17:07'14.195
22	25.357	22.534	26.714	21.194	<b>1'35.799</b>	210,5	17:08'49.994
23	39.238	47.500	59.022	27.764	2'53.524	79,7	17:11'43.518
24	25.270	23.590	26.819	21.279	1'36.958	<b>211,4</b>	17:13'20.476
25	25.122	22.613	<b>26.582</b>	22.723	1'37.040	210,5	17:14'57.516

#### 88 LP Racing (1'33.795)

Lap	Seg.1	Seg.2	Seg.3	Seg.4	Lap Time	km/h	Local Time
1							16:28'32.517
2	24.866	22.673	27.479	21.320	1'36.338	212,2	16:30'08.855
3	24.665	22.427	26.477	20.839	1'34.408	211,4	16:31'43.263
4	24.756	22.952	27.245	21.538	1'36.491	211,8	16:33'19.754
5	24.643	<b>22.215</b>	26.295	20.788	1'33.941	212,2	16:34'53.695
6	25.214	23.195	27.700	32.450	1'48.559P	210,5	16:36'42.254
7	4'57.366	24.234	28.308	21.458	6'11.366P	201,9	16:42'53.620
8	24.571	22.666	27.002	28.512	1'42.751	212,2	16:44'36.371
9	24.479	22.267	26.265	<b>20.784</b>	<b>1'33.795</b>	211,8	16:46'10.166
10	24.946	22.837	26.600	20.886	1'35.269	211,4	16:47'45.435
11	24.590	22.230	26.809	31.252	1'44.881P	212,2	16:49'30.316
12	5'21.802	23.738	39.585	33.487	6'58.612P	76,4	16:56'28.928
13	40.007	27.168	30.988	21.817	1'59.980	204,9	16:58'28.908
14	24.975	22.590	26.517	20.899	1'34.981	212,2	17:00'03.889
15	24.491	22.314	26.359	20.838	1'34.002	212,6	17:01'37.891
16	26.716	22.989	26.624	29.970	1'46.299P	211,8	17:03'24.190
17	2'01.923	23.886	26.435	20.893	3'13.137P	212,6	17:06'37.327

#### 207 Nova Race Events (1'43.287)

Lap	Seg.1	Seg.2	Seg.3	Seg.4	Lap Time	km/h	Local Time
1							16:30'17.236
2	27.909	25.184	29.233	23.138	1'45.464	193,2	16:32'02.700
3	27.082	24.949	29.091	24.960	1'46.082	191,5	16:33'48.782
4	27.242	25.313	29.378	23.079	1'45.012	190,8	16:35'33.794
5	27.233	24.966	29.049	23.035	1'44.283	191,5	16:37'18.077
6	27.060	24.791	28.885				



ACI Racing Weekend Misano 30 Luglio-2 Agosto 2020  
Camp.It.Gran Turismo Sprint - Chronological Analysis Free Practice 2

Misano Circuit Sic 58 4.226 m

4 / 6

7	28.682	26.053	29.596	33.559	1'57.890P	191,8	16:41'00.014
8	1'37.718	25.388	29.274	22.992	2'55.372P	192,9	16:43'55.386
9	<b>26.664</b>	24.801	<b>28.727</b>	23.095	<b>1'43.287</b>	193,2	16:45'38.673
10	26.733	24.863	28.810	23.229	1'43.635	192,9	16:47'22.308
11	26.972	24.576	29.015	23.190	1'43.753	191,5	16:49'06.061
12	27.401	25.111	33.761	23.238	1'49.511	164,4	16:50'55.572
13	27.130	<b>24.531</b>	29.186	<b>22.938</b>	1'43.785	193,5	16:52'39.357
14	26.906	24.680	28.728	23.126	1'43.440	<b>194,6</b>	16:54'22.797
15	27.638	25.859	29.409	33.707	1'56.613P	193,9	16:56'19.410
16	3'11.412	27.069	30.958	23.592	4'33.031P	192,5	17:00'52.441
17	27.744	24.966	29.615	23.307	1'45.632	190,8	17:02'38.073
18	27.791	24.866	29.430	23.155	1'45.242	192,5	17:04'23.315
19	27.642	24.754	29.298	23.263	1'44.957	193,2	17:06'08.272
20	29.935	26.276	29.995	23.062	1'49.268	192,5	17:07'57.540
21	27.463	24.736	36.733	31.166	2'00.098	159,8	17:09'57.638
22	38.989	39.166	39.739	24.496	2'22.390	139,2	17:12'20.028
23	27.500	24.915	28.928	24.055	1'45.398	193,2	17:14'05.426
24	27.107	24.854	29.101	23.006	1'44.068	192,5	17:15'49.494

250 Ebimotors (1'42.237)							
Lap	Seg.1	Seg.2	Seg.3	Seg.4	Lap Time	km/h	Local Time
1		25.595	34.425	23.529		197,1	16:28'10.547
2	27.123	24.573	29.134	22.843	1'43.673	195,7	16:29'54.220
3	26.954	24.507	28.929	22.752	1'43.142	198,5	16:31'37.362
4	27.169	24.530	28.830	23.506	1'44.035	198,5	16:33'21.397
5	<b>26.624</b>	<b>24.225</b>	28.744	<b>22.644</b>	<b>1'42.237</b>	198,2	16:35'03.634
6	26.768	24.304	28.869	22.914	1'42.855	197,8	16:36'46.489
7	26.772	24.504	28.942	23.100	1'43.318	196,7	16:38'29.807
8	26.744	24.326	28.909	23.287	1'43.266	198,5	16:40'13.073
9	27.004	24.403	29.532	23.566	1'44.505	198,2	16:41'57.578
10	26.803	24.708	29.446	35.061	1'56.018P	195,7	16:43'53.596
11	2'20.990	25.378	29.863	23.574	3'39.805P	195,3	16:47'33.401
12	27.375	24.646	29.259	23.298	1'44.578	195,3	16:49'17.979
13	27.100	24.596	29.366	23.691	1'44.753	196,7	16:51'02.732
14	27.193	25.762	29.141	23.305	1'45.401	196,7	16:52'48.133
15	27.956	26.619	29.197	23.301	1'47.073	197,1	16:54'35.206
16	27.103	24.698	29.567	23.295	1'44.663	197,1	16:56'19.869
17	27.336	24.853	28.955	24.070	1'45.214	197,4	16:58'05.083
18	28.014	24.650	29.505	23.121	1'45.290	197,8	16:59'50.373
19	27.224	24.715	29.353	23.258	1'44.550	196,7	17:01'34.923
20	31.194	26.515	31.893	36.771	2'06.373P	190,5	17:03'41.296
21	3'22.682	25.554	32.244	27.513	4'47.993P	193,5	17:08'29.289
22	27.108	24.596	29.253	29.987	1'45.281	80,8	17:11'14.570
23	37.895	24.639	31.915	24.457	1'58.906	197,8	17:13'13.476
24	27.014	24.342	28.766	25.459	1'45.581	<b>199,3</b>	17:14'59.057
25	28.448	24.715	<b>28.704</b>	22.997	1'44.864	198,2	17:16'43.921

215 BMW Team Italia (1'42.590)							
Lap	Seg.1	Seg.2	Seg.3	Seg.4	Lap Time	km/h	Local Time
1		27.047	31.783	25.849		194,6	16:27'20.115
2	29.752	25.672	34.408	24.054	1'53.886	129,3	16:29'14.001
3	27.239	24.643	28.528	<b>22.763</b>	1'43.173	198,5	16:30'57.174
4	<b>26.721</b>	24.383	<b>28.522</b>	22.964	<b>1'42.590</b>	197,8	16:32'39.764
5	30.079	26.191	30.664	36.078	2'03.012P	194,2	16:34'42.776
6	3'11.285	24.507	28.833	23.047	4'27.672P	197,4	16:39'10.448
7	26.815	24.387	29.005	24.608	1'44.815	198,2	16:40'55.263
8	26.790	24.461	28.699	22.831	1'42.781	197,8	16:42'38.044
9	28.897	27.399	32.274	32.251	2'00.821P	175,6	16:44'38.865
10	1'40.529	25.175	29.394	23.312	2'58.410P	<b>199,3</b>	16:47'37.275
11	27.171	<b>24.311</b>	28.608	23.090	1'43.180	198,2	16:49'20.455
12	27.163	24.843	28.801	23.133	1'43.940	198,2	16:51'04.395
13	27.986	24.435	28.852	23.127	1'44.400	198,2	16:52'48.795
14	32.667	37.131	37.179	18'47.564	20'34.541P	159,5	17:13'23.336

252 Ebimotors (1'43.481)							
Lap	Seg.1	Seg.2	Seg.3	Seg.4	Lap Time	km/h	Local Time
1		26.151	31.081	23.753		194,2	16:28'12.822
2	26.927	24.533	29.023	23.088	1'43.571	196,0	16:29'56.393
3	<b>26.739</b>	24.583	28.890	23.315	1'43.527	197,4	16:31'39.920
4	26.911	<b>24.530</b>	28.946	23.094	<b>1'43.481</b>	197,8	16:33'23.401
5	26.976	24.752	29.466	25.847	1'47.041	197,4	16:35'10.442
6	27.901	25.253	29.129	23.294	1'45.577	195,7	16:36'56.019
7	27.132	25.136	29.219	23.196	1'44.683	196,4	16:38'40.702
8	28.883	26.381	29.764	36.865	2'01.893P	195,7	16:40'42.595
9	3'52.438	25.730	29.566	24.717	5'12.451P	196,4	16:45'55.046
10	28.000	25.551	29.508	23.480	1'46.539	196,4	16:47'41.585
11	27.491	25.045	29.225	23.414	1'45.175	195,3	16:49'26.760
12	27.327	25.630	30.249	23.323	1'46.529	192,5	16:51'13.289
13	27.493	25.050	28.971	23.481	1'44.995	197,4	16:52'58.284
14	27.425	25.188	29.731	23.578	1'45.922	197,4	16:54'44.206
15	27.374	24.889	29.124	24.581	1'45.968	197,1	16:56'30.174
16	28.442	26.120	30.867	38.348	2'03.777P	195,7	16:58'33.951
17	2'50.406	27.110	32.810	26.557	4'16.883P	194,6	17:02'50.834
18	27.776	25.025	<b>28.690</b>	23.115	1'44.606	<b>199,6</b>	17:04'35.440
19	27.596	24.659	28.755	23.370	1'44.380	197,1	17:06'19.820
20	27.697	24.606	28.884	<b>23.063</b>	1'44.250	197,8	17:08'04.070
21	27.673	24.740	56.795	46.501	2'35.709P	75,6	17:10'39.779

227 Nova Race Events (1'43.007)							
Lap	Seg.1	Seg.2	Seg.3	Seg.4	Lap Time	km/h	Local Time
1		30.485	37.903	26.597		138,8	16:28'44.090
2	29.535	26.344	32.179	33.884	2'01.942P	158,4	16:30'46.032
3	2'24.856	27.015	29.556	26.357	3'47.784P	193,9	16:34'33.816
4	26.670	24.660	29.254	<b>22.818</b>	1'43.402	192,9	16:36'17.218
5	<b>26.630</b>	24.722	<b>28.705</b>	22.950	<b>1'43.007</b>	192,9	16:38'00.225
6	26.852	24.616	28.812	23.201	1'43.481	192,9	16:39'43.706
7	26.659	25.417	29.953	22.969	1'44.998	187,2	16:41'28.704
8	26.798	<b>24.504</b>	28.940	23.253	1'43.495	193,9	16:43'12.199
9	27.128	24.581	28.927	32.397	1'53.033P	193,5	16:45'05.232
10	1'04.435	24.880	29.227	33.201	2'31.743P	193,2	16:47'36.975
11	1'47.541	25.671	30.179	24.920	3'08.311P	192,2	16:50'45.286
12	27.619	24.742	29.514	24.256	1'46.131	193,9	16:52'31.417
13	27.935	25.260	29.579	24.749	1'47.523	193,9	16:54'18.940
14	27.371	24.728	28.969	23.292	1'44.360	193,5	16:56'03.300
15	27.261	24.786	29.057	23.335	1'44.439	194,9	16:57'47.739
16	28.050	24.724	29.136	23.198	1'45.108	195,3	16:59'32.847
17	28.371	25.411	31.009	34.322	1'59.113P	193,5	17:01'31.960
18	1'50.000	25.904	29.050	23.237	3'08.191P	195,7	17:04'40.151
19	27.400	24.543	29.152	23.270	1'44.365	194,9	17:06'24.516
20	27.301	27.535	29.436	24.257	1'48.529	195,7	17:08'13.045
21	27.394	29.004	1'00.277	38.484	2'35.159	79,4	17:10'48.204
22	44.669	27.914	30.022	24.838	2'07.443	194,6	17:12'55.647
23	27.256	25.150	29.521	23.231	1'45.158	195,3	17:14'40.805
24	27.696	24.609	29.230	23.123	1'44.658	<b>196,0</b>	17:16'25.463

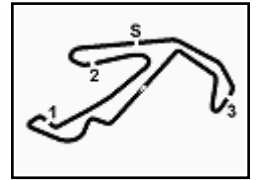
271 W&D Racing Team (1'42.868)							
Lap	Seg.1	Seg.2	Seg.3	Seg.4	Lap Time	km/h	Local Time
1							16:25'42.020
2	1'55.329	29.034	40.833	28.471	3'33.667P	131,4	16:29'15.687
3	28.408	25.689	29.167	23.562	1'46.826	193,9	16:31'02.513
4	27.537	24.741	29.134	23.451	1'44.863	195,3	16:32'47.376
5	27.269	26.423	29.751	24.603	1'48.046	193,5	16:34'35.422
6	27.235	24.733	29.060	23.318	1'44.346	194,9	16:36'19.768
7	27.782	26.041	30.210	23.701	1'47.734	194,2	16:38'07.502
8	27.490	24.817	29.865	37.098	1'59.270P	194,2	16:40'06.772
9	6'27.075	30.518	34.369	23.595	7'55.557P	146,5	16:48'02.329

31/07/2020

P = Pits In/Out - C = Lap Time Cancelled



Powered by PERUGIA TIMING



ACI Racing Weekend Misano 30 Luglio-2 Agosto 2020  
Camp.It.Gran Turismo Sprint - Chronological Analysis Free Practice 2

Misano Circuit Sic 58 4.226 m

5 / 6

10	27.674	24.844	28.947	23.091	1'44.556	197,1	16:49'46.885	5	26.220	23.032	27.627	22.430	1'39.309	216,4	16:34'13.971
11	27.006	<b>24.314</b>	<b>28.573</b>	22.975	<b>1'42.868</b>	196,7	16:51'29.753	6	31.252	24.805	30.670	39.197	2'05.924P	209,3	16:36'19.895
12	<b>26.952</b>	24.465	28.780	<b>22.798</b>	1'42.995	196,4	16:53'12.748	7	2'38.031	30.589	28.960	24.947	4'02.527P	216,0	16:40'22.422
13	27.273	24.670	29.174	35.601	1'56.718P	196,7	16:55'09.466	8	26.448	23.372	27.666	22.495	1'39.981	216,4	16:42'02.403
14	2'44.238	26.517	33.197	23.338	4'07.290P	157,0	16:59'16.756	9	26.584	23.226	<b>27.354</b>	22.482	1'39.646	<b>216,9</b>	16:43'42.049
15	27.105	24.456	28.627	22.973	1'43.161	198,2	17:00'59.917	10	<b>26.177</b>	23.200	27.516	<b>22.345</b>	<b>1'39.238</b>	215,6	16:45'21.287
16	27.238	24.721	29.314	25.302	1'46.575	195,3	17:02'46.492	11	30.058	28.639	35.492	22.634	1'56.823	151,0	16:47'18.110
17	28.177	25.896	28.794	24.108	1'46.975	197,1	17:04'33.467	12	26.405	<b>22.983</b>	27.696	22.466	1'39.550	215,6	16:48'57.660
18	27.354	24.681	28.746	23.122	1'43.903	196,4	17:06'17.370	13	29.340	28.501	30.590	37.529	2'05.960P	200,7	16:51'03.620
19	27.226	24.530	28.868	23.121	1'43.745	196,4	17:08'01.115	14	4'29.134	25.016	28.941	23.059	5'46.150P	214,7	16:56'49.770
20	27.245	24.538	46.528	41.871	2'20.182	177,6	17:10'21.297	15	27.878	24.324	28.603	22.992	1'43.797	216,4	16:58'33.567
21	49.241	41.074	28.715	22.967	2'21.997	<b>198,5</b>	17:12'43.294	16	27.557	23.715	28.061	22.541	1'41.874	216,4	17:00'15.441
22	26.979	24.585	28.757	23.084	1'43.405	197,1	17:14'26.699	17	27.654	23.686	28.208	22.578	1'42.126	215,6	17:01'57.567
23	27.364	24.742	28.905	23.032	1'44.043	197,8	17:16'10.742	18	27.405	26.818	29.620	37.466	2'01.309P	212,6	17:03'58.876

288 Scuderia Villorba Corse (1'43.652)

Lap	Seg.1	Seg.2	Seg.3	Seg.4	Lap Time	km/h	Local Time
1							16:27'29.865
2	59.747	27.297	30.964	37.412	2'35.420P	183,4	16:30'05.285
3	46.153	25.973	30.434	24.516	2'07.076P	184,6	16:32'12.361
4	27.647	25.179	29.781	23.288	1'45.895	186,9	16:33'58.256
5	29.445	24.979	29.617	23.206	1'47.247	187,2	16:35'45.503
6	27.122	25.408	29.712	23.503	1'45.745	187,2	16:37'31.248
7	27.011	25.022	29.409	23.102	1'44.544	190,8	16:39'15.792
8	26.796	24.882	29.187	23.058	1'43.923	192,2	16:40'59.715
9	26.969	25.047	29.252	23.117	1'44.385	191,8	16:42'44.100
10	26.853	24.733	29.402	23.355	1'44.343	190,8	16:44'28.443
11	30.922	25.680	29.550	14'26.866	15'53.018P	191,5	17:00'21.461
12	43.050	25.337	29.687	35.448	2'13.522P	188,5	17:02'34.983
13	42.975	30.787	29.531	23.284	2'06.577P	190,8	17:04'41.560
14	26.960	24.664	29.182	<b>23.044</b>	1'43.850	<b>192,5</b>	17:06'25.410
15	26.990	24.642	29.195	23.225	1'44.052	190,5	17:08'09.462
16	27.289	24.651	57.191	41.063	2'30.194	79,9	17:10'39.656
17	44.051	30.936	29.719	23.274	2'07.980	188,5	17:12'47.636
18	27.024	24.823	29.191	23.692	1'44.730	191,2	17:14'32.366
19	<b>26.732</b>	<b>24.620</b>	<b>29.055</b>	23.245	<b>1'43.652</b>	191,8	17:16'16.018

333 SR&R (1'39.868)

Lap	Seg.1	Seg.2	Seg.3	Seg.4	Lap Time	km/h	Local Time
1							16:25'31.272
2	1'13.767	29.150	34.551	26.686	2'44.154P	215,6	16:28'15.426
3	32.166	27.755	31.881	24.817	1'56.619	137,1	16:30'12.045
4	29.757	26.350	28.977	3'19.849	4'44.933P	214,3	16:34'56.978
5	43.730	24.238	28.334	22.698	1'59.000P	<b>217,7</b>	16:36'55.978
6	<b>26.257</b>	23.589	27.385	23.203	1'40.434	216,0	16:38'36.412
7	26.338	23.696	27.438	22.547	1'40.019	216,4	16:40'16.431
8	26.522	23.435	27.589	<b>22.322</b>	<b>1'39.868</b>	215,1	16:41'56.299
9	27.200	24.765	29.598	3'41.362	5'02.925P	216,9	16:46'59.224
10	48.683	23.876	27.721	22.591	2'02.871P	215,6	16:49'02.095
11	26.578	24.086	27.797	23.111	1'41.572	216,0	16:50'43.667
12	27.098	23.822	27.926	22.845	1'41.691	216,4	16:52'25.358
13	26.979	23.664	27.792	22.542	1'40.977	216,0	16:54'06.335
14	29.816	24.596	35.029	23.999	1'53.440	136,4	16:55'59.775
15	26.939	23.448	27.650	22.568	1'40.605	217,3	16:57'40.380
16	26.623	23.532	<b>27.320</b>	22.514	1'39.989	<b>217,7</b>	16:59'20.369
17	26.581	<b>23.268</b>	27.628	23.019	1'40.496	215,6	17:01'00.865
18	27.161	24.416	29.890	2'31.042	3'52.509P	205,7	17:04'53.374
19	45.249	24.123	31.912	22.635	2'03.919P	174,5	17:06'57.293
20	26.593	23.349	27.841	22.625	1'40.408	214,3	17:08'37.701
21	31.042	42.678	53.175	56.949	3'03.844P	98,8	17:11'41.545

297 CRAM Motorsport (1'44.887)

Lap	Seg.1	Seg.2	Seg.3	Seg.4	Lap Time	km/h	Local Time
1		29.134	31.425	24.527		196,7	16:27'37.621
2	29.197	25.618	29.707	24.497	1'49.019	198,5	16:29'26.640
3	29.163	25.523	30.097	23.944	1'48.727	198,5	16:31'15.367
4	28.140	25.788	29.368	24.615	1'47.911	198,9	16:33'03.278
5	27.723	25.612	29.924	23.679	1'46.938	198,2	16:34'50.216
6	28.182	25.839	30.205	37.251	2'01.477P	196,7	16:36'51.693
7	1'42.427	25.413	29.558	23.750	3'01.148P	198,2	16:39'52.841
8	27.725	25.504	29.894	24.276	1'47.399	<b>199,3</b>	16:41'40.240
9	27.970	25.240	30.021	25.239	1'48.470	198,2	16:43'28.710
10	28.667	25.735	29.935	24.404	1'48.741	197,8	16:45'17.451
11	28.540	25.456	29.773	24.147	1'47.916	198,9	16:47'05.367
12	28.195	25.211	29.717	23.718	1'46.841	198,9	16:48'52.208
13	28.280	25.884	36.345	34.703	2'05.212P	154,1	16:50'57.420
14	2'12.340	25.215	29.015	23.234	3'29.804P	198,9	16:54'27.224
15	<b>27.556</b>	25.011	29.099	<b>23.221</b>	<b>1'44.887</b>	198,5	16:56'12.111
16	27.842	<b>24.961</b>	<b>28.844</b>	23.345	1'44.992	198,5	16:57'57.103
17	31.601	27.387	33.541	33.801	2'06.330P	152,8	17:00'03.433

355 Easy Race (1'37.829)

Lap	Seg.1	Seg.2	Seg.3	Seg.4	Lap Time	km/h	Local Time
1		31.994	34.812	27.274		162,9	16:27'45.454
2	30.682	29.003	32.795	26.002	1'58.482	172,0	16:29'43.936
3	32.676	25.499	29.943	24.585	1'52.703	211,8	16:31'36.639
4	29.347	27.631	32.200	37.342	2'06.520P	200,7	16:33'43.159
5	2'44.512	26.948	31.116	24.196	4'06.772P	213,0	16:37'49.931
6	26.355	23.388	27.023	22.179	1'38.945	216,0	16:39'28.876
7	26.127	26.324	27.808	22.200	1'42.459	214,3	16:41'11.335
8	27.305	23.250	27.077	22.150	1'39.782	216,4	16:42'51.117
9	26.118	23.132	26.866	22.088	1'38.204	217,7	16:44'29.321
10	26.703	23.112	26.925	22.607	1'39.347	216,9	16:46'08.668
11	26.172	23.987	26.991	22.152	1'39.302	217,7	16:47'47.970
12	28.759	28.140	31.793	35.402	2'04.094P	184,6	16:49'52.064
13	3'36.122	23.697	28.019	21.860	4'49.698P	217,7	16:54'41.762
14	25.934	<b>22.791</b>	<b>26.779</b>	22.392	1'37.896	218,2	16:56'19.658
15	25.920	23.448	27.212	<b>21.847</b>	1'38.427	217,7	16:57'58.085
16	28.096	23.295	28.018	22.058	1'41.467	<b>219,5</b>	16:59'39.552
17	26.217	23.505	26.930	22.026	1'38.678	218,6	17:01'18.230

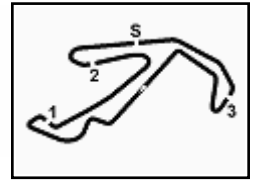
322 Duell Race (1'39.238)

Lap	Seg.1	Seg.2	Seg.3	Seg.4	Lap Time	km/h	Local Time
1		29.606	33.330	25.324		185,2	16:27'21.714
2	29.386	25.870	30.957	23.515	1'49.728	213,0	16:29'11.442
3	26.500	23.718	29.526	22.957	1'42.701	208,5	16:30'54.143
4	26.620	23.300	28.002	22.597	1'40.519	215,1	16:32'34.662

31/07/2020

P = Pits In/Out - C = Lap Time Cancelled



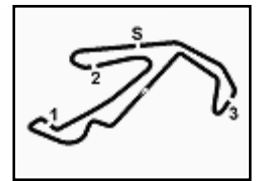


ACI Racing Weekend Misano 30 Luglio-2 Agosto 2020  
Camp.It.Gran Turismo Sprint - Chronological Analysis Free Practice 2

Misano Circuit Sic 58 4.226 m

6 / 6

18	25.710	22.973	27.137	22.399	1'38.219	217,3	17:02'56.449
19	26.104	23.316	27.204	22.317	1'38.941	218,2	17:04'35.390
20	25.965	23.070	26.851	21.943	1'37.829	218,2	17:06'13.219
21	26.110	23.085	26.991	22.044	1'38.230	218,6	17:07'51.449
22	26.123	23.078	27.538	40.386	1'57.125P	217,3	17:09'48.574



ACI Racing Weekend Misano 30 Luglio-2 Agosto 2020  
Camp.It.Gran Turismo Sprint - Sector and Speeds Free Practice 2

Misano Circuit Sic 58 4.226 m

BEST LAP		
1	12 AUDI SPORT ITALIA	Audi R8 LMS 1'32.964
2	71 AF CORSE	Ferrari 488 GT3 1'32.989
3	25 RS RACING	Ferrari 488 GT3 1'33.326
4	27 AKM MOTORSPORT	Mercedes AMG GT3 1'33.327
5	88 LP RACING	Lamborghini Huracan GT3 1'33.795
6	7 BMW TEAM ITALIA	BMW M6 GT3 1'33.800
7	90 AKM MOTORSPORT	Mercedes AMG GT3 1'33.963
8	32 IMPERIALE RACING	Lamborghini Huracan GT3 1'33.989
9	21 AF CORSE	Ferrari 488 1'34.021
10	3 EASY RACE	Ferrari 488 1'34.049
11	63 VINCENZO SOSPIRI RACING	Lamborghini Huracan GT3 1'34.156
12	19 VINCENZO SOSPIRI RACING	Lamborghini Huracan GT3 1'34.356
13	44 EBIMOTORS	Porsche GT3 1'35.417
14	91 DINAMIC MOTORSPORT	Porsche 991 GT3R 1'35.799
15	355 EASY RACE	Ferrari 488 Challenge 1'37.829
16	322 DUELL RACE	Porsche 991 4.0 1'39.238
17	333 SR&R	Ferrari 488 Challenge 1'39.868
18	250 EBIMOTORS	Porsche Cayman 718 GT4 1'42.237
19	215 BMW TEAM ITALIA	BMW M4 GT4 1'42.590
20	271 W&D RACING TEAM	BMW M4 GT4 1'42.868
21	227 NOVA RACE EVENTS	Mercedes AMG GT4 1'43.007
22	207 NOVA RACE EVENTS	Mercedes AMG GT3 1'43.287
23	252 EBIMOTORS	Porsche Cayman 718 GT4 1'43.481
24	288 SCUDERIA VILLORBA CORS	Mercedes AMG GT4 1'43.652
25	297 CRAM MOTORSPORT	Porsche Cayman 718 GT4 1'44.887

SPEED		
1	355 EASY RACE	Ferrari 488 Challenge 219,5
2	7 BMW TEAM ITALIA	BMW M6 GT3 219,5
3	3 EASY RACE	Ferrari 488 218,2
4	333 SR&R	Ferrari 488 Challenge 217,7
5	322 DUELL RACE	Porsche 991 4.0 216,9
6	71 AF CORSE	Ferrari 488 GT3 216,9
7	25 RS RACING	Ferrari 488 GT3 216,0
8	12 AUDI SPORT ITALIA	Audi R8 LMS 215,6
9	21 AF CORSE	Ferrari 488 215,1
10	90 AKM MOTORSPORT	Mercedes AMG GT3 214,7
11	88 LP RACING	Lamborghini Huracan GT3 213,0
12	27 AKM MOTORSPORT	Mercedes AMG GT3 213,0
13	63 VINCENZO SOSPIRI RACING	Lamborghini Huracan GT3 212,6
14	32 IMPERIALE RACING	Lamborghini Huracan GT3 212,6
15	91 DINAMIC MOTORSPORT	Porsche 991 GT3R 211,4
16	19 VINCENZO SOSPIRI RACING	Lamborghini Huracan GT3 211,4
17	44 EBIMOTORS	Porsche GT3 210,9
18	252 EBIMOTORS	Porsche Cayman 718 GT4 199,6
19	297 CRAM MOTORSPORT	Porsche Cayman 718 GT4 199,3
20	215 BMW TEAM ITALIA	BMW M4 GT4 199,3
21	250 EBIMOTORS	Porsche Cayman 718 GT4 199,3
22	271 W&D RACING TEAM	BMW M4 GT4 198,5
23	227 NOVA RACE EVENTS	Mercedes AMG GT4 196,0
24	207 NOVA RACE EVENTS	Mercedes AMG GT3 194,6
25	288 SCUDERIA VILLORBA CORS	Mercedes AMG GT4 192,5

SEG. 1		SEG. 2		SEG. 3		SEG. 4	
1	27 AKM MOTORSPORT 24.182	1	71 AF CORSE 21.999	1	25 RS RACING 25.953	1	12 AUDI SPORT ITALIA 20.528
2	71 AF CORSE 24.205	2	7 BMW TEAM ITALIA 22.020	2	12 AUDI SPORT ITALIA 25.965	2	71 AF CORSE 20.578
3	12 AUDI SPORT ITALIA 24.274	3	25 RS RACING 22.041	3	7 BMW TEAM ITALIA 26.020	3	25 RS RACING 20.682
4	7 BMW TEAM ITALIA 24.296	4	12 AUDI SPORT ITALIA 22.055	4	71 AF CORSE 26.113	4	27 AKM MOTORSPORT 20.722
5	3 EASY RACE 24.378	5	21 AF CORSE 22.122	5	27 AKM MOTORSPORT 26.133	5	88 LP RACING 20.784
6	63 VINCENZO SOSPIRI RA 24.401	6	3 EASY RACE 22.171	6	21 AF CORSE 26.188	6	90 AKM MOTORSPORT 20.804
7	88 LP RACING 24.463	7	88 LP RACING 22.215	7	90 AKM MOTORSPORT 26.201	7	7 BMW TEAM ITALIA 20.804
8	25 RS RACING 24.466	8	19 VINCENZO SOSPIRI RA 22.257	8	88 LP RACING 26.209	8	21 AF CORSE 20.846
9	32 IMPERIALE RACING 24.504	9	63 VINCENZO SOSPIRI RA 22.283	9	3 EASY RACE 26.242	9	32 IMPERIALE RACING 20.878
10	90 AKM MOTORSPORT 24.510	10	27 AKM MOTORSPORT 22.290	10	32 IMPERIALE RACING 26.254	10	3 EASY RACE 20.878
11	21 AF CORSE 24.516	11	32 IMPERIALE RACING 22.298	11	63 VINCENZO SOSPIRI RA 26.330	11	63 VINCENZO SOSPIRI RA 20.898
12	19 VINCENZO SOSPIRI RA 24.551	12	90 AKM MOTORSPORT 22.319	12	19 VINCENZO SOSPIRI RA 26.412	12	19 VINCENZO SOSPIRI RA 20.993
13	44 EBIMOTORS 24.909	13	91 DINAMIC MOTORSPOR 22.447	13	91 DINAMIC MOTORSPOR 26.582	13	44 EBIMOTORS 21.159
14	91 DINAMIC MOTORSPOR 24.949	14	44 EBIMOTORS 22.510	14	44 EBIMOTORS 26.721	14	91 DINAMIC MOTORSPOR 21.173
15	355 EASY RACE 25.710	15	355 EASY RACE 22.791	15	355 EASY RACE 26.779	15	355 EASY RACE 21.847
16	322 DUELL RACE 26.177	16	322 DUELL RACE 22.983	16	333 SR&R 27.320	16	333 SR&R 22.322
17	333 SR&R 26.257	17	333 SR&R 23.268	17	322 DUELL RACE 27.354	17	322 DUELL RACE 22.345
18	250 EBIMOTORS 26.624	18	250 EBIMOTORS 24.225	18	215 BMW TEAM ITALIA 28.522	18	250 EBIMOTORS 22.644
19	227 NOVA RACE EVENTS 26.630	19	215 BMW TEAM ITALIA 24.311	19	271 W&D RACING TEAM 28.573	19	215 BMW TEAM ITALIA 22.763
20	207 NOVA RACE EVENTS 26.664	20	271 W&D RACING TEAM 24.314	20	252 EBIMOTORS 28.690	20	271 W&D RACING TEAM 22.798
21	215 BMW TEAM ITALIA 26.721	21	227 NOVA RACE EVENTS 24.504	21	250 EBIMOTORS 28.704	21	227 NOVA RACE EVENTS 22.818
22	288 SCUDERIA VILLORBA C 26.732	22	252 EBIMOTORS 24.530	22	227 NOVA RACE EVENTS 28.705	22	207 NOVA RACE EVENTS 22.938
23	252 EBIMOTORS 26.739	23	207 NOVA RACE EVENTS 24.531	23	207 NOVA RACE EVENTS 28.727	23	288 SCUDERIA VILLORBA C 23.044
24	271 W&D RACING TEAM 26.952	24	288 SCUDERIA VILLORBA C 24.620	24	297 CRAM MOTORSPORT 28.844	24	252 EBIMOTORS 23.063
25	297 CRAM MOTORSPORT 27.556	25	297 CRAM MOTORSPORT 24.961	25	288 SCUDERIA VILLORBA C 29.055	25	297 CRAM MOTORSPORT 23.221

31/07/2020