



Red Bull Ring
F4 Italian Championship
Qualifying - 1
Provisional Results



Cls	Nº	Driver	Nat	Competitor	Nat	Rookie	Cls	Laps	Best	Time	Gap	Interval	Km/h
1	29	Joshua Durksen	CZE	BWT Muecke Motorsport	ITA			9	6	1:31.026			170.7
2	46	Gabriele Mini	ITA	Prema Powerteam	ITA	R	1	10	9	1:31.092	0.066	0.066	170.6
3	52	Jak Crawford	USA	Van Amersfoort Racing	NLD			10	8	1:31.278	0.252	0.186	170.3
4	51	Francesco Pizzi	ITA	Van Amersfoort Racing	NLD	R	2	10	8	1:31.307	0.281	0.029	170.2
5	85	Gabriel Bortoletto Oliverir	BRA	Prema Powerteam	ITA	R	3	11	10	1:31.336	0.310	0.029	170.1
6	17	Jonny Edgar	GBR	Van Amersfoort Racing	NLD			10	9	1:31.474	0.448	0.138	169.9
7	7	Dino Beganovic	SWE	Prema Powerteam	ITA	R	4	11	9	1:31.479	0.453	0.005	169.9
8	87	Oliver Bearman	GBR	US Racing	DEU	R	5	9	8	1:31.621	0.595	0.142	169.6
9	35	Guanti Pietro Delli	ITA	BVM Racing	ITA	R	6	10	9	1:31.649	0.623	0.028	169.6
10	95	Vlad Lomko	RUS	US Racing	DEU	R	7	10	9	1:31.893	0.867	0.244	169.1
11	48	Jesse Salmenautio	FIN	Bhaitech Srl	ITA			10	9	1:31.944	0.918	0.051	169.0
12	4	Victor Bernier	FRA	R-Ace GP	ITA			10	9	1:31.991	0.965	0.047	168.9
13	6	Sebastian Montoya	COL	Prema Powerteam	ITA	R	8	9	8	1:32.006	0.980	0.015	168.9
14	88	Hamda Al Qubaisi	UAE	Abu Dhabi Racing	UAE	R	9	11	9	1:32.076	1.050	0.070	168.8
15	71	Josef Knopp	DEU	BWT Muecke Motorsport	ITA	R	10	9	8	1:32.107	1.081	0.031	168.7
16	77	Andrea Rosso	ITA	Cram Motorsport Srl	ITA	R	11	11	9	1:32.148	1.122	0.041	168.6
17	72	Leonardo Fornaroli	ITA	Iron Lynx Srl	ITA	R	12	11	10	1:32.173	1.147	0.025	168.6
18	19	Sebastian Ogaard	DNK	Bhaitech Srl	ITA	R	13	10	9	1:32.298	1.272	0.125	168.4
19	84	Francesco Simonazzi	ITA	Jenzer Motorsport	CHE	R	14	11	9	1:32.315	1.289	0.017	168.3
20	78	Mateusz Kaprzyk	POL	Cram Motorsport Srl	ITA	R	15	10	9	1:32.356	1.330	0.041	168.3
21	3	Smal Kyrill	RUS	R-Ace GP	ITA			10	9	1:32.362	1.336	0.006	168.3
22	11	Dexter Patterson	GBR	Bhaitech Srl	ITA	R	16	10	8	1:32.398	1.372	0.036	168.2
23	15	Piotr Wisnicki	POL	Jenzer Motorsport	CHE	R	17	11	10	1:32.417	1.391	0.019	168.2
24	66	Zdenek Chovanek	CZE	Bhaitech Srl	ITA	R	18	10	8	1:32.449	1.423	0.032	168.1
25	13	Jasin Ferati	CHE	Jenzer Motorsport	CHE	R	19	11	8	1:32.624	1.598	0.175	167.8
26	21	Axel Gnos	CHE	G4 Racing	CHE			10	9	1:32.738	1.712	0.114	167.6
27	8	Cenyu Han	CHN	Van Amersfoort Racing	NLD	R	20	10	7	1:32.814	1.788	0.076	167.4
28	79	Markogiannis Georgios	GRE	Cram Motorsport Srl	ITA	R	21	10	7	1:32.981	1.955	0.167	167.1
29	27	Sebastian Freymuth	DEU	AS Motorsport	SVN			10	9	1:33.024	1.998	0.043	167.1
30	86	Bence Valint	HUN	Van Amersfoort Racing	NLD	R	22	10	8	1:33.215	2.189	0.191	166.7

Published at:.....

Track Temp: 17.7 °C Air Temp: 14.2 °C Humidity: 89 % Track Status: DRY

Stewards:

Race Director:

Timekeeper:





Red Bull Ring
F4 Italian Championship
Qualifying - 1
Provisional Results by Class



Cls	Nº	Driver	Nat	Competitor	Nat	Rookie	Laps	Best	Time	Gap	Interval	Km/h
1	29	Joshua Durksen	CZE	BWT Muecke Motorsport	ITA		9	6	1:31.026			170.7
2	52	Jak Crawford	USA	Van Amersfoort Racing	NLD		10	8	1:31.278	0.252	0.252	170.3
3	17	Jonny Edgar	GBR	Van Amersfoort Racing	NLD		10	9	1:31.474	0.448	0.196	169.9
4	48	Jesse Salmenautio	FIN	Bhaitech Srl	ITA		10	9	1:31.944	0.918	0.470	169.0
5	4	Victor Bernier	FRA	R-Ace GP	ITA		10	9	1:31.991	0.965	0.047	168.9
6	3	Smal Kyrill	RUS	R-Ace GP	ITA		10	9	1:32.362	1.336	0.371	168.3
7	21	Axel Gnos	CHE	G4 Racing	CHE		10	9	1:32.738	1.712	0.376	167.6
8	27	Sebastian Freymuth	DEU	AS Motorsport	SVN		10	9	1:33.024	1.998	0.286	167.1
Rookie												
1	46	Gabriele Mini	ITA	Prema Powerteam	ITA	R	10	9	1:31.092			170.6
2	51	Francesco Pizzi	ITA	Van Amersfoort Racing	NLD	R	10	8	1:31.307	0.215	0.215	170.2
3	85	Gabriel Bortoleto Oliverira	BRA	Prema Powerteam	ITA	R	11	10	1:31.336	0.244	0.029	170.1
4	7	Dino Beganovic	SWE	Prema Powerteam	ITA	R	11	9	1:31.479	0.387	0.143	169.9
5	87	Oliver Bearman	GBR	US Racing	DEU	R	9	8	1:31.621	0.529	0.142	169.6
6	35	Guanti Pietro Delli	ITA	BVM Racing	ITA	R	10	9	1:31.649	0.557	0.028	169.6
7	95	Vlad Lomko	RUS	US Racing	DEU	R	10	9	1:31.893	0.801	0.244	169.1
8	6	Sebastian Montoya	COL	Prema Powerteam	ITA	R	9	8	1:32.006	0.914	0.113	168.9
9	88	Hamda Al Qubaisi	UAE	Abu Dhabi Racing	UAE	R	11	9	1:32.076	0.984	0.070	168.8
10	71	Josef Knopp	DEU	BWT Muecke Motorsport	ITA	R	9	8	1:32.107	1.015	0.031	168.7
11	77	Andrea Rosso	ITA	Cram Motorsport Srl	ITA	R	11	9	1:32.148	1.056	0.041	168.6
12	72	Leonardo Fornaroli	ITA	Iron Lynx Srl	ITA	R	11	10	1:32.173	1.081	0.025	168.6
13	19	Sebastian Ogaard	DNK	Bhaitech Srl	ITA	R	10	9	1:32.298	1.206	0.125	168.4
14	84	Francesco Simonazzi	ITA	Jenzer Motorsport	CHE	R	11	9	1:32.315	1.223	0.017	168.3
15	78	Mateusz Kaprzyk	POL	Cram Motorsport Srl	ITA	R	10	9	1:32.356	1.264	0.041	168.3
16	11	Dexter Patterson	GBR	Bhaitech Srl	ITA	R	10	8	1:32.398	1.306	0.042	168.2
17	15	Piotr Wisnicki	POL	Jenzer Motorsport	CHE	R	11	10	1:32.417	1.325	0.019	168.2
18	66	Zdenek Chovanek	CZE	Bhaitech Srl	ITA	R	10	8	1:32.449	1.357	0.032	168.1
19	13	Jasin Ferati	CHE	Jenzer Motorsport	CHE	R	11	8	1:32.624	1.532	0.175	167.8
20	8	Cenyu Han	CHN	Van Amersfoort Racing	NLD	R	10	7	1:32.814	1.722	0.190	167.4
21	79	Markogiannis Georgios	GRE	Cram Motorsport Srl	ITA	R	10	7	1:32.981	1.889	0.167	167.1
22	86	Bence Valint	HUN	Van Amersfoort Racing	NLD	R	10	8	1:33.215	2.123	0.234	166.7

Published at:.....

Track Temp: 17.7 °C Air Temp: 14.2 °C Humidity: 89 % Track DRY

Stewards:	Race Director:	Timekeeper: 
------------------	-----------------------	---





Red Bull Ring
F4 Italian Championship
Qualifying - 1
Provisional 2 Fastest Lap Results



Cls	Nº	Driver	Nat	Competitor	Nat	Rookie	Cls	Laps	Best	Time	Gap	Interval	Km/h
1	29	Joshua Durksen	CZE	BWT Muecke Motorsport	ITA			9	8	1:31.137			170.7
2	46	Gabriele Mini	ITA	Prema Powerteam	ITA	R	1	10	8	1:31.164	0.027	0.027	170.6
3	52	Jak Crawford	USA	Van Amersfoort Racing	NLD			10	7	1:31.293	0.156	0.129	170.3
4	51	Francesco Pizzi	ITA	Van Amersfoort Racing	NLD	R	2	10	9	1:31.340	0.203	0.047	170.2
5	85	Gabriel Bortoletto Oliverir	BRA	Prema Powerteam	ITA	R	3	11	9	1:31.499	0.362	0.159	170.1
6	7	Dino Beganovic	SWE	Prema Powerteam	ITA	R	4	11	10	1:31.555	0.418	0.056	169.9
7	17	Jonny Edgar	GBR	Van Amersfoort Racing	NLD			10	8	1:31.610	0.473	0.055	169.9
8	87	Oliver Bearman	GBR	US Racing	DEU	R	5	9	7	1:31.793	0.656	0.183	169.6
9	35	Guanti Pietro Delli	ITA	BVM Racing	ITA	R	6	10	6	1:31.959	0.822	0.166	169.6
10	48	Jesse Salmenautio	FIN	Bhaitech Srl	ITA			10	7	1:32.065	0.928	0.106	169.0
11	95	Vlad Lomko	RUS	US Racing	DEU	R	7	10	7	1:32.100	0.963	0.035	169.1
12	88	Hamda Al Qubaisi	UAE	Abu Dhabi Racing	UAE	R	8	11	10	1:32.146	1.009	0.046	168.8
13	4	Victor Bernier	FRA	R-Ace GP	ITA			10	8	1:32.196	1.059	0.050	168.9
14	77	Andrea Rosso	ITA	Cram Motorsport Srl	ITA	R	9	11	7	1:32.227	1.090	0.031	168.6
15	6	Sebastian Montoya	COL	Prema Powerteam	ITA	R	10	9	7	1:32.242	1.105	0.015	168.9
16	84	Francesco Simonazzi	ITA	Jenzer Motorsport	CHE	R	11	11	8	1:32.485	1.348	0.243	168.3
17	71	Josef Knopp	DEU	BWT Muecke Motorsport	ITA	R	12	9	7	1:32.520	1.383	0.035	168.7
18	66	Zdenek Chovanek	CZE	Bhaitech Srl	ITA	R	13	10	9	1:32.538	1.401	0.018	168.1
19	11	Dexter Patterson	GBR	Bhaitech Srl	ITA	R	14	10	9	1:32.576	1.439	0.038	168.2
20	19	Sebastian Ogaard	DNK	Bhaitech Srl	ITA	R	15	10	7	1:32.593	1.456	0.017	168.4
21	13	Jasin Ferati	CHE	Jenzer Motorsport	CHE	R	16	11	9	1:32.654	1.517	0.061	167.8
22	72	Leonardo Fornaroli	ITA	Iron Lynx Srl	ITA	R	17	11	5	1:32.665	1.528	0.011	168.6
23	78	Mateusz Kaprzyk	POL	Cram Motorsport Srl	ITA	R	18	10	8	1:32.713	1.576	0.048	168.3
24	15	Piotr Wisnicki	POL	Jenzer Motorsport	CHE	R	19	11	9	1:32.772	1.635	0.059	168.2
25	3	Smal Kyrill	RUS	R-Ace GP	ITA			10	8	1:32.875	1.738	0.103	168.3
26	21	Axel Gnos	CHE	G4 Racing	CHE			10	7	1:32.880	1.743	0.005	167.6
27	8	Cenyu Han	CHN	Van Amersfoort Racing	NLD	R	20	10	8	1:32.917	1.780	0.037	167.4
28	27	Sebastian Freymuth	DEU	AS Motorsport	SVN			10	8	1:33.125	1.988	0.208	167.1
29	86	Bence Valint	HUN	Van Amersfoort Racing	NLD	R	21	10	7	1:33.242	2.105	0.117	166.7
30	79	Markogiannis Georgios	GRE	Cram Motorsport Srl	ITA	R	22	10	8	1:33.348	2.211	0.106	167.1

Published at:.....

Track Temp: 17.7 °C Air Temp: 14.2 °C Humidity: 89 % Track Status: DRY

Stewards:

Race Director:

Timekeeper:





Red Bull Ring
F4 Italian Championship
Qualifying - 1
Lap Analysis



3 Smal Kyryll Tatuus F.4 T014 Abarth

8 Cenyu Han Tatuus F.4 T014 Abarth

R-Ace GP

R

Van Amersfoort Racing

Lap	D	Time	Sector 1	Sector 2	Sector 3	T. Spd	Elapsed	Lap	D	Time	Sector 1	Sector 2	Sector 3	T. Spd	Elapsed
1		8:33:25.118	8:32:02.747	51.509	30.862	148.5	8:33:25.118	1		8:32:10.595	8:30:42.037	52.489	36.069	156.5	8:32:10.595
2		1:40.303	25.593	45.306	29.404	200.3	8:35:05.421	2		1:52.835	29.990	49.561	33.284	160.0	8:34:03.430
3		1:38.014	24.979	43.470	29.565	202.2	8:36:43.435	3		1:40.613	27.644	43.954	29.015	196.0	8:35:44.043
4		1:34.074	23.921	42.084	28.069	210.5	8:38:17.509	4		1:35.111	24.270	42.502	28.339	211.3	8:37:19.154
5		1:39.140	23.760	42.426	32.954	210.5	8:39:56.649	5		1:36.923	24.107	43.474	29.342	210.5	8:38:56.077
6		1:34.247	23.795	41.878	28.574	212.5	8:41:30.896	6		1:33.768	23.936	41.924	27.908	211.3	8:40:29.845
7		1:33.357	23.705	41.807	27.845	211.3	8:43:04.253	7		1:32.814	23.628	41.554	27.632	211.7	8:42:02.659
8		1:32.875	23.612	41.490	27.773	211.3	8:44:37.128	8		1:32.917	23.671	41.378	27.868	210.5	8:43:35.576
9		1:32.362	23.573	41.251	27.538	212.1	8:46:09.490	9		1:35.898	23.719	41.734	30.445	210.1	8:45:11.474
10		2:03.162 P	25.051	46.256	51.855	208.4	8:48:12.652	10		1:49.701 P	25.989	46.719	36.993	177.9	8:47:01.175

4 Victor Bernier Tatuus F.4 T014 Abarth

11 Dexter Patterson Tatuus F.4 T014 Abarth

R-Ace GP

R

Bhaitech Srl

Lap	D	Time	Sector 1	Sector 2	Sector 3	T. Spd	Elapsed	Lap	D	Time	Sector 1	Sector 2	Sector 3	T. Spd	Elapsed
1		8:33:17.303	8:31:54.802	50.395	32.106	151.0	8:33:17.303	1		8:32:18.921	8:30:54.827	51.343	32.751	161.4	8:32:18.921
2		1:44.602	28.275	45.954	30.373	158.8	8:35:01.905	2		1:44.809	28.190	46.222	30.397	179.1	8:34:03.730
3		1:38.776	25.086	43.887	29.803	204.5	8:36:40.681	3		1:47.271	24.869	43.089	39.313	205.3	8:35:51.001
4		1:34.354	24.550	41.818	27.986	209.3	8:38:15.035	4		1:36.695	24.154	44.124	28.417	210.1	8:37:27.696
5		1:34.239	23.599	41.721	28.919	212.5	8:39:49.274	5		1:34.030	23.890	42.120	28.020	210.9	8:39:01.726
6		1:32.546	23.587	41.335	27.624	213.0	8:41:21.820	6		1:33.367	23.771	41.587	28.009	210.9	8:40:35.093
7		1:32.363	23.410	41.356	27.597	213.8	8:42:54.183	7		1:32.858	23.720	41.376	27.762	210.9	8:42:07.951
8		1:32.196	23.472	41.241	27.483	212.1	8:44:26.379	8		1:32.398	23.706	41.064	27.628	211.3	8:43:40.349
9		1:31.991	23.514	41.079	27.398	211.3	8:45:58.370	9		1:32.576	23.656	41.203	27.717	211.3	8:45:12.925
10		1:50.983 P	23.495	43.314	44.174	196.3	8:47:49.353	10		1:53.103 P	26.008	47.062	40.033	151.8	8:47:06.028

6 Sebastian Montoya Tatuus F.4 T014 Abarth

13 Jasni Ferati Tatuus F.4 T014 Abarth

R

Prema Powerteam

R

Jenzer Motorsport

Lap	D	Time	Sector 1	Sector 2	Sector 3	T. Spd	Elapsed	Lap	D	Time	Sector 1	Sector 2	Sector 3	T. Spd	Elapsed
1		8:34:04.472	8:32:46.360	48.322	29.790	153.4	8:34:04.472	1		8:32:11.543	8:30:49.530	49.444	32.569	156.0	8:32:11.543
2		1:37.403	25.415	43.092	28.896	206.8	8:35:41.875	2		1:37.872	25.111	43.427	29.334	203.0	8:33:49.415
3		1:35.438	24.522	42.166	28.750	210.1	8:37:17.313	3		1:35.615	24.237	42.936	28.442	207.6	8:35:25.030
4		1:46.335	23.860	51.101	31.374	212.1	8:39:03.648	4		1:34.215	24.044	42.224	27.947	209.3	8:36:59.245
5		1:33.198	23.767	41.693	27.738	213.0	8:40:36.846	5		1:33.833	23.818	42.167	27.848	210.5	8:38:33.078
6		1:32.345	23.541	41.227	27.577	213.4	8:42:09.191	6		1:33.346	23.785	41.849	27.712	210.1	8:40:06.424
7		1:32.242	23.471	41.283	27.488	214.7	8:43:41.433	7		1:32.871	23.698	41.476	27.697	210.5	8:41:39.295
8		1:32.006	23.403	40.958	27.645	215.5	8:45:13.439	8		1:32.624	23.680	41.388	27.556	210.1	8:43:11.919
9		3:08.245 P	39.933	1:19.377	1:08.935	74.8	8:48:21.684	9		1:32.654	23.653	41.310	27.691	209.7	8:44:44.573
10								10		1:32.869	23.696	41.605	27.568	210.1	8:46:17.442
11								11		2:08.847 P	24.834	44.961	59.052	202.6	8:48:26.289

7 Dino Beganovic Tatuus F.4 T014 Abarth

15 Piotr Wisnicki Tatuus F.4 T014 Abarth

R

Prema Powerteam

R

Jenzer Motorsport

Lap	D	Time	Sector 1	Sector 2	Sector 3	T. Spd	Elapsed	Lap	D	Time	Sector 1	Sector 2	Sector 3	T. Spd	Elapsed
1		8:31:50.605	8:30:32.228	47.926	30.451	135.6	8:31:50.605	1		8:32:03.664	8:30:44.196	48.769	30.699	191.4	8:32:03.664
2		1:37.716	25.378	43.505	28.833	195.6	8:33:28.321	2		1:40.057	26.661	44.311	29.085	163.1	8:33:43.721
3		1:35.456	24.325	42.814	28.317	206.8	8:35:03.777	3		1:35.141	24.357	42.139	28.645	208.0	8:35:18.862
4		1:33.086	23.685	41.617	27.784	211.7	8:36:36.863	4		1:35.849	24.087	43.157	28.605	209.7	8:36:54.711
5		1:33.077	23.530	41.893	27.654	212.5	8:38:09.940	5		1:33.412	23.927	41.814	27.671	210.9	8:38:28.123
6		1:32.858	23.563	41.809	27.486	209.7	8:39:42.798	6		1:32.984	23.721	41.538	27.725	210.9	8:40:01.107
7		1:31.902	23.475	40.935	27.492	212.1	8:41:14.700	7		1:33.219	23.640	41.747	27.832	211.7	8:41:34.326
8		1:31.625	23.401	40.905	27.319	212.1	8:42:46.325	8		1:32.799	23.602	41.438	27.759	211.7	8:43:07.125
9		1:31.479	23.458	40.749	27.272	211.7	8:44:17.804	9		1:32.772	23.658	41.404	27.710	212.5	8:44:39.897
10		1:31.555	23.354	40.825	27.376	212.1	8:45:49.359	10		1:32.417	23.558	41.428	27.431	211.7	8:46:12.314
11		1:51.265 P	23.717	47.304	40.244	189.8	8:47:40.624	11		2:12.180 P	24.987	48.239	58.954	193.2	8:48:24.494





Red Bull Ring
F4 Italian Championship
Qualifying - 1
Lap Analysis



17 Jonny Edgar Tatuus F.4 T014 Abarth
 Van Amersfoort Racing

Lap D	Time	Sector 1	Sector 2	Sector 3	T. Spd	Elapsed
1	8:32:59.270	8:31:34.644	50.888	33.738	154.0	8:32:59.270
2	1:48.929	28.630	47.796	32.503	158.5	8:34:48.199
3	1:40.169	28.306	44.192	27.671	167.9	8:36:28.368
4	1:32.215	23.639	41.254	27.322	212.5	8:38:00.583
5	1:33.210	23.462	42.247	27.501	208.4	8:39:33.793
6	1:31.931	23.467	41.081	27.383	212.1	8:41:05.724
7	1:31.671	23.438	40.927	27.306	211.3	8:42:37.395
8	1:31.610	23.448	40.882	27.280	211.7	8:44:09.005
9	1:31.474	23.410	40.859	27.205	211.3	8:45:40.479
10	1:43.889 P	23.569	44.522	35.798	193.8	8:47:24.368

29 Joshua Durksen Tatuus F.4 T014 Abarth
 BWT Muecke Motorsport

Lap D	Time	Sector 1	Sector 2	Sector 3	T. Spd	Elapsed
1	8:34:50.663	8:33:32.548	48.111	30.004	132.1	8:34:50.663
2	1:35.910	25.198	42.736	27.976	209.7	8:36:26.573
3	1:47.220	28.667	50.203	28.350	64.4	8:38:13.793
4	1:34.147	23.492	42.295	28.360	184.6	8:39:47.940
5	1:31.483	23.425	40.923	27.135	215.1	8:41:19.423
6	1:31.026	23.261	40.730	27.035	215.5	8:42:50.449
7	1:31.193	23.274	40.783	27.136	216.0	8:44:21.642
8	1:31.137	23.273	40.629	27.235	217.3	8:45:52.779
9	1:54.246 P	23.808	47.542	42.896	191.8	8:47:47.025

19 Sebastian Ogaard Tatuus F.4 T014 Abarth
 R Bhaitech Srl

Lap D	Time	Sector 1	Sector 2	Sector 3	T. Spd	Elapsed
1	8:32:32.848	8:30:59.796	55.514	37.538	142.4	8:32:32.848
2	1:59.259	32.599	53.765	32.895	128.7	8:34:32.107
3	1:35.606	24.760	42.717	28.129	204.9	8:36:07.713
4	1:33.356	23.826	41.658	27.872	210.1	8:37:41.069
5	1:33.271	23.793	41.695	27.783	209.7	8:39:14.340
6	1:32.798	23.661	41.460	27.677	209.7	8:40:47.138
7	1:32.593	23.694	41.292	27.607	209.7	8:42:19.731
8	1:32.655	23.782	41.304	27.569	208.8	8:43:52.386
9	1:32.298	23.626	41.234	27.438	209.3	8:45:24.684
10	1:58.029 P	27.716	47.875	42.438	135.5	8:47:22.713

35 Guanti Pietro Delli Tatuus F.4 T014 Abarth
 R BVM Racing

Lap D	Time	Sector 1	Sector 2	Sector 3	T. Spd	Elapsed
1	8:32:26.713	8:30:57.756	55.426	33.531	109.6	8:32:26.713
2	1:47.302	28.057	48.100	31.145	165.8	8:34:14.015
3	1:49.362	31.019	48.222	30.121	156.7	8:36:03.377
4	1:33.374	23.990	41.707	27.677	208.8	8:37:36.751
5	1:32.387	23.610	41.285	27.492	210.1	8:39:09.138
6	1:31.959	23.494	41.099	27.366	210.9	8:40:41.097
7	1:32.084	23.456	41.069	27.559	211.3	8:42:13.181
8	1:32.632	23.466	41.804	27.362	210.9	8:43:45.813
9	1:31.649	23.326	40.976	27.347	213.8	8:45:17.462
10	2:01.090 P	30.429	50.111	40.550	148.3	8:47:18.552

21 Axel Gnos Tatuus F.4 T014 Abarth
 G4 Racing

Lap D	Time	Sector 1	Sector 2	Sector 3	T. Spd	Elapsed
1	8:32:36.586	8:31:01.589	56.187	38.810	165.8	8:32:36.586
2	1:56.303	32.980	52.621	30.702	133.8	8:34:32.889
3	1:46.452	29.869	48.455	28.128	156.2	8:36:19.341
4	1:33.385	24.020	41.696	27.669	211.3	8:37:52.726
5	1:32.908	23.846	41.408	27.654	212.1	8:39:25.634
6	1:32.998	23.789	41.664	27.545	210.9	8:40:58.632
7	1:32.880	23.618	41.683	27.579	211.7	8:42:31.512
8	1:39.477	23.577	48.134	27.766	211.7	8:44:10.989
9	1:32.738	23.520	41.566	27.652	213.0	8:45:43.727
10	1:51.760 P	23.604	44.642	43.514	212.5	8:47:35.487

46 Gabriele Mini Tatuus F.4 T014 Abarth
 R Prema Powerteam

Lap D	Time	Sector 1	Sector 2	Sector 3	T. Spd	Elapsed
1	8:33:10.249 P	8:31:42.111	50.530	37.608	138.9	8:33:10.249
2	2:00.441	47.861	44.147	28.433	190.4	8:35:10.690
3	1:34.876	23.909	41.803	29.164	211.3	8:36:45.566
4	1:32.538	23.582	41.137	27.819	213.8	8:38:18.104
5	1:34.998	23.353	41.646	29.999	206.5	8:39:53.102
6	1:32.266	23.367	41.032	27.867	215.5	8:41:25.368
7	1:31.656	23.400	40.888	27.368	214.2	8:42:57.024
8	1:31.164	23.176	40.775	27.213	216.0	8:44:28.188
9	1:31.092	23.061	40.831	27.200	218.6	8:45:59.280
10	2:09.185 P	25.997	53.727	49.461	151.4	8:48:08.465

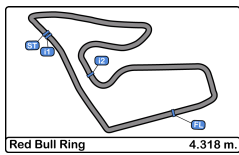
27 Sebastian Freymuth Tatuus F.4 T014 Abarth
 AS Motorsport

Lap D	Time	Sector 1	Sector 2	Sector 3	T. Spd	Elapsed
1	8:32:27.435	8:31:01.953	51.784	33.698	159.0	8:32:27.435
2	1:40.885	26.060	45.118	29.707	203.3	8:34:08.320
3	1:37.259	25.209	43.223	28.827	190.8	8:35:45.579
4	1:34.477	24.061	42.284	28.132	210.5	8:37:20.056
5	1:34.324	23.848	42.291	28.185	213.0	8:38:54.380
6	1:33.498	23.822	41.761	27.915	210.9	8:40:27.878
7	1:36.032	23.707	44.598	27.727	210.9	8:42:03.910
8	1:33.125	23.559	41.705	27.861	212.1	8:43:37.035
9	1:33.024	23.717	41.497	27.810	211.7	8:45:10.059
10	1:51.916 P	26.368	48.946	36.602	175.8	8:47:01.975

48 Jesse Salmenautio Tatuus F.4 T014 Abarth
 Bhaitech Srl

Lap D	Time	Sector 1	Sector 2	Sector 3	T. Spd	Elapsed
1	8:33:00.078	8:31:36.000	50.429	33.649	159.0	8:33:00.078
2	1:49.220	28.726	47.669	32.825	157.6	8:34:49.298
3	1:41.923	28.032	45.110	28.781	178.2	8:36:31.221
4	1:33.914	23.884	41.926	28.104	213.8	8:38:05.135
5	1:33.817	23.587	42.470	27.760	198.1	8:39:38.952
6	1:32.529	23.671	41.256	27.602	211.3	8:41:11.481
7	1:32.065	23.493	41.104	27.468	211.3	8:42:43.546
8	1:32.176	23.566	41.154	27.456	210.9	8:44:15.722
9	1:31.944	23.472	41.161	27.311	211.3	8:45:47.666
10	1:56.615 P	24.272	49.859	42.484	170.6	8:47:44.281





Red Bull Ring
F4 Italian Championship
Qualifying - 1
Lap Analysis



51	Francesco Pizzi	Tatuus F.4 T014 Abarth	72	Leonardo Fornaroli	Tatuus F.4 T014 Abarth
	R	Van Amersfoort Racing		R	Iron Lynx Srl

Lap	D	Time	Sector 1	Sector 2	Sector 3	T. Spd	Elapsed	Lap	D	Time	Sector 1	Sector 2	Sector 3	T. Spd	Elapsed
1		8:32:59.690	8:31:35.381	50.635	33.674	163.1	8:32:59.690	1		8:31:58.577	8:30:39.605	47.686	31.286	157.4	8:31:58.577
2		1:49.089	28.641	47.773	32.675	157.2	8:34:48.779	2		1:37.819	25.369	43.372	29.078	200.0	8:33:36.396
3		1:42.210	28.147	45.020	29.043	161.1	8:36:30.989	3		1:34.745	23.826	42.389	28.530	213.0	8:35:11.141
4		1:33.496	23.821	41.611	28.064	213.0	8:38:04.485	4		1:34.768	23.756	42.010	29.002	213.8	8:36:45.909
5		1:39.495	23.735	48.004	27.756	211.7	8:39:43.980	5		1:32.665	23.413	41.516	27.736	217.3	8:38:18.574
6		1:31.886	23.458	40.979	27.449	213.8	8:41:15.866	6		1:34.902	23.459	41.946	29.497	216.4	8:39:53.476
7		1:31.475	23.247	40.880	27.348	214.7	8:42:47.341	7		1:32.818	23.408	41.372	28.038	217.3	8:41:26.294
8		1:31.307	23.199	40.794	27.314	215.5	8:44:18.648	8		1:33.625	23.640	41.536	28.449	217.7	8:42:59.919
9		1:31.340	23.141	40.862	27.337	216.4	8:45:49.988	9		1:35.396	23.357	44.021	28.018	217.3	8:44:35.315
10		1:55.930 P	24.158	48.627	43.145	208.8	8:47:45.918	10		1:32.173	23.335	41.281	27.557	215.1	8:46:07.488

52	Jak Crawford	Tatuus F.4 T014 Abarth	77	Andrea Rosso	Tatuus F.4 T014 Abarth
	R	Van Amersfoort Racing		R	Cram Motorsport Srl

Lap	D	Time	Sector 1	Sector 2	Sector 3	T. Spd	Elapsed	Lap	D	Time	Sector 1	Sector 2	Sector 3	T. Spd	Elapsed
1		8:32:47.830	8:31:27.225	49.218	31.387	176.7	8:32:47.830	1		8:31:58.042	8:30:40.838	46.781	30.423	169.8	8:31:58.042
2		1:44.043	26.796	46.128	31.119	177.9	8:34:31.873	2		1:37.222	25.094	43.563	28.565	203.3	8:33:35.264
3		1:34.927	24.498	42.596	27.833	198.8	8:36:06.800	3		1:34.125	23.928	42.124	28.073	210.9	8:35:09.389
4		1:32.268	23.588	41.238	27.442	213.0	8:37:39.068	4		1:32.795	23.549	41.548	27.698	212.5	8:36:42.184
5		1:31.977	23.436	41.223	27.318	213.4	8:39:11.045	5		1:33.098	23.402	41.756	27.940	215.5	8:38:15.282
6		1:31.535	23.261	41.041	27.233	214.2	8:40:42.580	6		1:34.936	23.423	42.265	29.248	219.5	8:39:50.218
7		1:31.293	23.332	40.820	27.141	214.2	8:42:13.873	7		1:32.227	23.428	41.079	27.720	215.1	8:41:22.445
8		1:31.278	23.229	40.874	27.175	216.0	8:43:45.151	8		1:32.809	23.362	41.163	28.284	215.5	8:42:55.254
9		1:31.122	23.303	40.755	27.064	213.4	8:45:16.273	9		1:32.148	23.465	41.118	27.565	213.8	8:44:27.402
10		1:40.806 P	24.426	42.569	33.811	166.4	8:46:57.079	10		1:32.839	23.391	41.870	27.578	215.1	8:46:00.241
								11		1:51.490 P	24.050	43.011	44.429	191.8	8:47:51.731

66	Zdenek Chovanek	Tatuus F.4 T014 Abarth	78	Mateusz Kaprzyk	Tatuus F.4 T014 Abarth
	R	Bhaitech Srl		R	Cram Motorsport Srl

Lap	D	Time	Sector 1	Sector 2	Sector 3	T. Spd	Elapsed	Lap	D	Time	Sector 1	Sector 2	Sector 3	T. Spd	Elapsed
1		8:32:16.163	8:30:48.582	53.017	34.564	148.1	8:32:16.163	1		8:32:19.199	8:30:55.451	51.112	32.636	150.0	8:32:19.199
2		1:45.573	28.796	46.112	30.665	175.3	8:34:01.736	2		1:43.198	26.590	45.777	30.831	187.5	8:34:02.397
3		1:38.771	25.244	45.194	28.333	203.7	8:35:40.507	3		1:39.877	27.013	44.279	28.585	181.5	8:35:42.274
4		1:35.307	23.846	43.442	28.019	210.9	8:37:15.814	4		1:35.597	24.591	42.429	28.577	210.1	8:37:17.871
5		1:33.674	23.697	42.111	27.866	210.9	8:38:49.488	5		1:34.093	23.557	42.549	27.987	216.0	8:38:51.964
6		1:32.767	23.605	41.498	27.664	212.1	8:40:22.255	6		1:33.097	23.766	41.530	27.801	211.7	8:40:25.061
7		1:32.614	23.581	41.392	27.641	212.1	8:41:54.869	7		1:32.753	23.539	41.391	27.823	212.1	8:41:57.814
8		1:32.449	23.574	41.201	27.674	211.3	8:43:27.318	8		1:32.713	23.485	41.440	27.788	212.1	8:43:30.527
9		1:32.538	23.478	41.288	27.772	211.7	8:44:59.856	9		1:32.356	23.467	41.270	27.619	212.1	8:45:02.883
10		1:46.847 P	23.547	41.627	41.673	211.3	8:46:46.703	10		1:45.507 P	23.528	41.521	40.458	212.5	8:46:48.390

71	Josef Knopp	Tatuus F.4 T014 Abarth	79	Markogiannis Georgios	Tatuus F.4 T014 Abarth
	R	BWT Muecke Motorsport		R	Cram Motorsport Srl

Lap	D	Time	Sector 1	Sector 2	Sector 3	T. Spd	Elapsed	Lap	D	Time	Sector 1	Sector 2	Sector 3	T. Spd	Elapsed
1		8:34:52.801	8:33:35.218	47.976	29.607	129.9	8:34:52.801	1		8:32:33.184	8:31:00.197	55.698	37.289	124.4	8:32:33.184
2		1:39.863	26.533	44.896	28.434	139.1	8:36:32.664	2		2:00.223	33.218	53.566	33.439	151.8	8:34:33.407
3		1:33.295	23.725	41.793	27.777	213.8	8:38:05.959	3		1:38.153	26.100	43.458	28.595	205.3	8:36:11.560
4		1:40.243	23.520	48.856	27.867	197.0	8:39:46.202	4		1:35.062	24.123	42.281	28.658	209.7	8:37:46.622
5		1:34.584	23.488	43.333	27.763	214.2	8:41:20.786	5		2:04.739	23.933	1:10.964	29.842	209.7	8:39:51.361
6		1:37.257	23.417	46.054	27.786	214.2	8:42:58.043	6		1:34.595	23.935	42.197	28.463	213.0	8:41:25.956
7		1:32.520	23.360	41.613	27.547	214.7	8:44:30.563	7		1:32.981	23.705	41.474	27.802	213.8	8:42:58.937
8		1:32.107	23.444	41.217	27.446	214.7	8:46:02.670	8		1:33.348	23.936	41.683	27.729	213.0	8:44:32.285
9		1:52.188 P	24.037	47.250	40.901	171.1	8:47:54.858	9		1:32.707	23.594	41.401	27.712	213.8	8:46:04.992
10								10		1:52.432 P	23.922	46.172	42.338	212.5	8:47:57.424





Red Bull Ring
F4 Italian Championship
Qualifying - 1
Lap Analysis



84	Francesco Simonazzi	Tatuus F.4 T014 Abarth	88	Hamda Al Qubaisi	Tatuus F.4 T014 Abarth
	R	Jenzer Motorsport		R	Abu Dhabi Racing

Lap	D	Time	Sector 1	Sector 2	Sector 3	T. Spd	Elapsed	Lap	D	Time	Sector 1	Sector 2	Sector 3	T. Spd	Elapsed
1		8:32:00.586	8:30:42.772	47.475	30.339	154.2	8:32:00.586	1		8:31:56.644	8:30:37.914	47.879	30.851	165.3	8:31:56.644
2		1:37.534	25.157	43.240	29.137	201.8	8:33:38.120	2		1:40.365	25.877	44.603	29.885	199.6	8:33:37.009
3		1:34.916	24.487	42.404	28.025	207.2	8:35:13.036	3		1:34.606	23.923	42.161	28.522	213.4	8:35:11.615
4		1:34.130	24.033	42.117	27.980	208.4	8:36:47.166	4		1:34.691	23.880	41.944	28.867	216.0	8:36:46.306
5		1:33.048	23.695	41.630	27.723	212.5	8:38:20.214	5		1:33.111	23.634	41.607	27.870	216.0	8:38:19.417
6		1:34.457	23.611	41.569	29.277	212.5	8:39:54.671	6		1:35.225	23.632	41.609	29.984	215.1	8:39:54.642
7		1:33.246	24.194	41.456	27.596	210.1	8:41:27.917	7		1:34.983	25.156	41.496	28.331	209.7	8:41:29.625
8		1:32.485	23.678	41.339	27.468	210.9	8:43:00.402	8		1:32.426	23.554	41.340	27.532	214.2	8:43:02.051
9		1:32.315	23.460	41.128	27.727	214.7	8:44:32.717	9		1:32.076	23.437	41.041	27.598	213.4	8:44:34.127
10		1:32.707	23.587	41.385	27.735	214.2	8:46:05.424	10		1:32.146	23.402	41.052	27.692	214.7	8:46:06.273
11		1:51.206 P	23.885	46.707	40.614	210.9	8:47:56.630	11		2:03.569 P	24.235	48.853	50.481	204.9	8:48:09.842

85	Gabriel Bortoleto Oliverira	Tatuus F.4 T014 Abarth	95	Vlad Lomko	Tatuus F.4 T014 Abarth
	R	Prema Powerteam		R	US Racing

Lap	D	Time	Sector 1	Sector 2	Sector 3	T. Spd	Elapsed	Lap	D	Time	Sector 1	Sector 2	Sector 3	T. Spd	Elapsed
1		8:31:53.679	8:30:36.584	46.979	30.116	160.2	8:31:53.679	1		8:33:25.739	8:32:05.753	49.073	30.913	163.8	8:33:25.739
2		1:37.272	25.254	43.246	28.772	198.8	8:33:30.951	2		1:40.461	25.160	45.425	29.876	206.1	8:35:06.200
3		1:35.163	24.325	42.167	28.671	205.3	8:35:06.114	3		1:35.314	24.601	42.382	28.331	211.3	8:36:41.514
4		1:32.951	23.758	41.506	27.687	213.0	8:36:39.065	4		1:34.791	24.369	41.776	28.646	207.6	8:38:16.305
5		1:32.007	23.432	41.089	27.486	213.4	8:38:11.072	5		1:34.599	23.512	41.798	29.289	213.4	8:39:50.904
6		1:33.927	23.384	42.970	27.573	193.8	8:39:44.999	6		1:32.554	23.409	41.065	28.080	215.1	8:41:23.458
7		1:31.938	23.372	41.216	27.350	214.7	8:41:16.937	7		1:32.100	23.502	41.056	27.542	213.0	8:42:55.558
8		1:31.556	23.299	40.937	27.320	214.2	8:42:48.493	8		1:33.774	23.512	41.259	29.003	216.0	8:44:29.332
9		1:31.499	23.227	40.988	27.284	214.7	8:44:19.992	9		1:31.893	23.429	41.125	27.339	213.4	8:46:01.225
10		1:31.336	23.260	40.853	27.223	214.2	8:45:51.328	10		2:22.004 P	27.656	55.750	58.598	133.1	8:48:23.229
11		1:51.327 P	23.306	46.394	41.627	215.5	8:47:42.655								

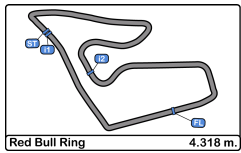
86	Bence Valint	Tatuus F.4 T014 Abarth
	R	Van Amersfoort Racing

Lap	D	Time	Sector 1	Sector 2	Sector 3	T. Spd	Elapsed
1		8:32:11.905	8:30:49.341	49.139	33.425	158.3	8:32:11.905
2		1:44.311	27.611	46.519	30.181	164.3	8:33:56.216
3		1:36.572	24.727	43.061	28.784	205.7	8:35:32.788
4		1:34.809	24.121	42.342	28.346	208.4	8:37:07.597
5		1:35.455	23.857	43.244	28.354	209.3	8:38:43.052
6		1:33.786	23.933	41.824	28.029	210.1	8:40:16.838
7		1:33.242	23.744	41.655	27.843	209.7	8:41:50.080
8		1:33.215	23.711	41.658	27.846	209.7	8:43:23.295
9		1:33.630	23.794	41.802	28.034	209.3	8:44:56.925
10		1:48.994 P	23.932	42.156	42.906	208.8	8:46:45.919

87	Oliver Bearman	Tatuus F.4 T014 Abarth
	R	US Racing

Lap	D	Time	Sector 1	Sector 2	Sector 3	T. Spd	Elapsed
1		8:34:59.863	8:33:41.541	47.838	30.484	169.0	8:34:59.863
2		1:52.355	25.188	51.429	35.738	200.3	8:36:52.218
3		1:33.155	23.853	41.267	28.035	212.5	8:38:25.373
4		1:32.441	23.594	41.252	27.595	212.5	8:39:57.814
5		1:46.286	23.285	46.454	36.547	216.4	8:41:44.100
6		1:32.066	23.591	40.945	27.530	210.9	8:43:16.166
7		1:31.793	23.382	41.001	27.410	212.5	8:44:47.959
8		1:31.621	23.353	40.880	27.388	213.0	8:46:19.580
9		2:10.047 P	27.514	52.717	49.816	156.9	8:48:29.627





Red Bull Ring
F4 Italian Championship
Qualifying - 1
Best Sectors Results



Sector - 1			Sector - 2			Sector - 3			Ideal Lap vs Best Lap						
Clas	Nº	Driver	Time	Nº	Driver	Time	Nº	Driver	Time	Clas	Nº	Driver	Ideal Lap	Best Lap	Clas
1	46	Gabriele Mini	23.061	29	Joshua Durksen	40.629	29	Joshua Durksen	27.035	1	29	Joshua Durksen	1:30.925	1:31.026	1
2	51	Francesco Pizzi	23.141	7	Dino Beganovic	40.749	52	Jak Crawford	27.064	2	46	Gabriele Mini	1:31.036	1:31.092	2
3	85	Gabriel Bortoleto	23.227	52	Jak Crawford	40.755	46	Gabriele Mini	27.200	3	52	Jak Crawford	1:31.048	1:31.278	3
4	52	Jak Crawford	23.229	46	Gabriele Mini	40.775	17	Jonny Edgar	27.205	4	51	Francesco Pizzi	1:31.249	1:31.307	4
5	29	Joshua Durksen	23.261	51	Francesco Pizzi	40.794	85	Gabriel Bortoleto	27.223	5	85	Gabriel Bortoleto	1:31.303	1:31.336	5
6	87	Oliver Bearman	23.285	85	Gabriel Bortoleto	40.853	7	Dino Beganovic	27.272	6	7	Dino Beganovic	1:31.375	1:31.479	7
7	35	Guanti Pietro Delli	23.326	17	Jonny Edgar	40.859	48	Jesse Salmenautio	27.311	7	17	Jonny Edgar	1:31.474	1:31.474	6
8	72	Leonardo Fornaroli	23.335	87	Oliver Bearman	40.880	51	Francesco Pizzi	27.314	8	87	Oliver Bearman	1:31.553	1:31.621	8
9	7	Dino Beganovic	23.354	6	Sebastian Montoya	40.958	95	Vlad Lomko	27.339	9	35	Guanti Pietro Delli	1:31.649	1:31.649	9
10	71	Josef Knopp	23.360	35	Guanti Pietro Delli	40.976	35	Guanti Pietro Delli	27.347	10	95	Vlad Lomko	1:31.804	1:31.893	10
11	77	Andrea Rosso	23.362	88	Hamda Al Qubaisi	41.041	87	Oliver Bearman	27.388	11	6	Sebastian Montoya	1:31.849	1:32.006	13
12	88	Hamda Al Qubaisi	23.402	95	Vlad Lomko	41.056	4	Victor Bernier	27.398	12	48	Jesse Salmenautio	1:31.887	1:31.944	11
13	6	Sebastian Montoya	23.403	11	Dexter Patterson	41.064	15	Piotr Wisnicki	27.431	13	4	Victor Bernier	1:31.887	1:31.991	12
14	95	Vlad Lomko	23.409	77	Andrea Rosso	41.079	19	Sebastian Ogaard	27.438	14	88	Hamda Al Qubaisi	1:31.975	1:32.076	14
15	17	Jonny Edgar	23.410	4	Victor Bernier	41.079	71	Josef Knopp	27.446	15	77	Andrea Rosso	1:32.006	1:32.148	16
16	4	Victor Bernier	23.410	48	Jesse Salmenautio	41.104	84	Francesco Simonazzi	27.468	16	71	Josef Knopp	1:32.023	1:32.107	15
17	84	Francesco Simonazzi	23.460	84	Francesco Simonazzi	41.128	6	Sebastian Montoya	27.488	17	84	Francesco Simonazzi	1:32.056	1:32.315	19
18	78	Mateusz Kaprzyk	23.467	66	Zdenek Chovanek	41.201	88	Hamda Al Qubaisi	27.532	18	72	Leonardo Fornaroli	1:32.173	1:32.173	17
19	48	Jesse Salmenautio	23.472	71	Josef Knopp	41.217	3	Smal Kyrill	27.538	19	19	Sebastian Ogaard	1:32.298	1:32.298	18
20	66	Zdenek Chovanek	23.478	19	Sebastian Ogaard	41.234	21	Axel Gnos	27.545	20	66	Zdenek Chovanek	1:32.320	1:32.449	24
21	21	Axel Gnos	23.520	3	Smal Kyrill	41.251	13	Jasin Ferati	27.556	21	11	Dexter Patterson	1:32.348	1:32.398	22
22	15	Piotr Wisnicki	23.558	78	Mateusz Kaprzyk	41.270	72	Leonardo Fornaroli	27.557	22	78	Mateusz Kaprzyk	1:32.356	1:32.356	20
23	27	Sebastian Freymuth	23.559	72	Leonardo Fornaroli	41.281	77	Andrea Rosso	27.565	23	3	Smal Kyrill	1:32.362	1:32.362	21
24	3	Smal Kyrill	23.573	13	Jasin Ferati	41.310	78	Mateusz Kaprzyk	27.619	24	15	Piotr Wisnicki	1:32.393	1:32.417	23
25	79	Markogiannis Georgios	23.594	8	Cenyu Han	41.378	11	Dexter Patterson	27.628	25	21	Axel Gnos	1:32.473	1:32.738	26
26	19	Sebastian Ogaard	23.626	79	Markogiannis Georgios	41.401	8	Cenyu Han	27.632	26	13	Jasin Ferati	1:32.519	1:32.624	25
27	8	Cenyu Han	23.628	15	Piotr Wisnicki	41.404	66	Zdenek Chovanek	27.641	27	8	Cenyu Han	1:32.638	1:32.814	27
28	13	Jasin Ferati	23.653	21	Axel Gnos	41.408	79	Markogiannis Georgios	27.712	28	79	Markogiannis Georgios	1:32.707	1:32.981	28
29	11	Dexter Patterson	23.656	27	Sebastian Freymuth	41.497	27	Sebastian Freymuth	27.727	29	27	Sebastian Freymuth	1:32.783	1:33.024	29
30	86	Bence Valint	23.711	86	Bence Valint	41.655	86	Bence Valint	27.843	30	86	Bence Valint	1:33.209	1:33.215	30



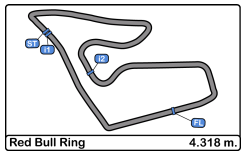


Red Bull Ring
F4 Italian Championship
Qualifying - 1
Best 5 Lap Times



Cls	N°	Driver	Nat	Competitor	Nat	Rookie	Cls	Best 1		Best 2		Best 3		Best 4		Best 5	
								Time	Lap	Time	Lap	Time	Lap	Time	Lap	Time	Lap
1	29	Joshua Durksen	CZE	BWT Muecke Motorsport	ITA			1:31.026	6	1:31.137	8	1:31.193	7	1:31.483	5	1:34.147	4
2	46	Gabriele Mini	ITA	Prema Powerteam	ITA	R	1	1:31.092	9	1:31.164	8	1:31.656	7	1:32.266	6	1:32.538	4
3	52	Jak Crawford	USA	Van Amersfoort Racing	NLD			1:31.278	8	1:31.293	7	1:31.535	6	1:31.977	5	1:32.268	4
4	51	Francesco Pizzi	ITA	Van Amersfoort Racing	NLD	R	2	1:31.307	8	1:31.340	9	1:31.475	7	1:31.886	6	1:33.496	4
5	85	Gabriel Bortoletto	BRA	Prema Powerteam	ITA	R	3	1:31.336	10	1:31.499	9	1:31.556	8	1:31.938	7	1:32.007	5
6	17	Jonny Edgar	GBR	Van Amersfoort Racing	NLD			1:31.474	9	1:31.610	8	1:31.671	7	1:31.931	6	1:32.215	4
7	7	Dino Beganovic	SW	Prema Powerteam	ITA	R	4	1:31.479	9	1:31.555	10	1:31.625	8	1:31.902	7	1:32.858	6
8	87	Oliver Bearman	GBR	US Racing	DEU	R	5	1:31.621	8	1:31.793	7	1:32.066	6	1:32.441	4	1:33.155	3
9	35	Guanti Pietro Delli	ITA	BVM Racing	ITA	R	6	1:31.649	9	1:31.959	6	1:32.084	7	1:32.387	5	1:32.632	8
10	95	Vlad Lomko	RUS	US Racing	DEU	R	7	1:31.893	9	1:32.100	7	1:32.554	6	1:33.774	8	1:34.599	5
11	48	Jesse Salmenautio	FIN	Bhaitech Srl	ITA			1:31.944	9	1:32.065	7	1:32.176	8	1:32.529	6	1:33.817	5
12	4	Victor Bernier	FRA	R-Ace GP	ITA			1:31.991	9	1:32.196	8	1:32.363	7	1:32.546	6	1:34.239	5
13	6	Sebastian Montoya	COL	Prema Powerteam	ITA	R	8	1:32.006	8	1:32.242	7	1:32.345	6	1:33.198	5	1:35.438	3
14	88	Hamda Al Qubaisi	UAE	Abu Dhabi Racing	UAE	R	9	1:32.076	9	1:32.146	10	1:32.426	8	1:33.111	5	1:34.606	3
15	71	Josef Knopp	DEU	BWT Muecke Motorsport	ITA	R	10	1:32.107	8	1:32.520	7	1:33.295	3	1:34.584	5	1:37.257	6
16	77	Andrea Rosso	ITA	Cram Motorsport Srl	ITA	R	11	1:32.148	9	1:32.227	7	1:32.795	4	1:32.809	8	1:32.839	10
17	72	Leonardo Fornaroli	ITA	Iron Lynx Srl	ITA	R	12	1:32.173	10	1:32.665	5	1:32.818	7	1:33.625	8	1:34.745	3
18	19	Sebastian Ogaard	DNK	Bhaitech Srl	ITA	R	13	1:32.298	9	1:32.593	7	1:32.655	8	1:32.798	6	1:33.271	5
19	84	Francesco Simonazzi	ITA	Jenzer Motorsport	CHE	R	14	1:32.315	9	1:32.485	8	1:32.707	10	1:33.048	5	1:33.246	7
20	78	Mateusz Kaprzyk	POL	Cram Motorsport Srl	ITA	R	15	1:32.356	9	1:32.713	8	1:32.753	7	1:33.097	6	1:34.093	5
21	3	Smal Kyrill	RUS	R-Ace GP	ITA			1:32.362	9	1:32.875	8	1:33.357	7	1:34.074	4	1:34.247	6
22	11	Dexter Patterson	GBR	Bhaitech Srl	ITA	R	16	1:32.398	8	1:32.576	9	1:32.858	7	1:33.367	6	1:34.030	5
23	15	Piotr Wisnicki	POL	Jenzer Motorsport	CHE	R	17	1:32.417	10	1:32.772	9	1:32.799	8	1:33.412	5	1:35.141	3
24	66	Zdenek Chovanek	CZE	Bhaitech Srl	ITA	R	18	1:32.449	8	1:32.538	9	1:32.614	7	1:32.767	6	1:33.674	5
25	13	Jasin Ferati	CHE	Jenzer Motorsport	CHE	R	19	1:32.624	8	1:32.654	9	1:32.869	10	1:32.871	7	1:33.346	6
26	21	Axel Gnos	CHE	G4 Racing	CHE			1:32.738	9	1:32.880	7	1:32.908	5	1:32.998	6	1:33.385	4
27	8	Cenyu Han	CHN	Van Amersfoort Racing	NLD	R	20	1:32.814	7	1:32.917	8	1:33.768	6	1:35.111	4	1:35.898	9
28	79	Markogiannis Georgios	GRE	Cram Motorsport Srl	ITA	R	21	1:32.981	7	1:33.348	8	1:34.595	6	1:35.062	4	1:38.153	3
29	27	Sebastian Freymuth	DEU	AS Motorsport	SVN			1:33.024	9	1:33.125	8	1:33.498	6	1:34.324	5	1:34.477	4
30	86	Bence Valint	HUN	Van Amersfoort Racing	NLD	R	22	1:33.215	8	1:33.242	7	1:33.630	9	1:33.786	6	1:34.809	4

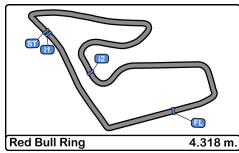




Red Bull Ring
F4 Italian Championship
Qualifying - 1
Best 5 Top Speeds



Cls	N°	Driver	Nat	Competitor	Nat	Rookie	Cls	Top 1		Top 2		Top 3		Top 4		Top 5		Avg
								Km/h	Lap	Km/h	Lap	Km/h	Lap	Km/h	Lap	Km/h	Lap	
1	77	Andrea Rosso	ITA	Cram Motorsport Srl	ITA	R	1	219.5	6	215.5	5	215.5	8	215.1	7	215.1	10	216.1
2	46	Gabriele Mini	ITA	Prema Powerteam	ITA	R	2	218.6	9	216.0	8	215.5	6	214.2	7	213.8	4	215.6
3	72	Leonardo Fornaroli	ITA	Iron Lynx Srl	ITA	R	3	217.7	8	217.3	5	217.3	7	217.3	9	216.4	6	217.2
4	29	Joshua Durksen	CZE	BWT Muecke Motorsport	ITA			217.3	8	216.0	7	215.5	6	215.1	5	209.7	2	214.7
5	51	Francesco Pizzi	ITA	Van Amersfoort Racing	NLD	R	4	216.4	9	215.5	8	214.7	7	213.8	6	213.0	4	214.7
6	87	Oliver Bearman	GBR	US Racing	DEU	R	5	216.4	5	213.0	8	212.5	3	212.5	4	212.5	7	213.4
7	52	Jak Crawford	USA	Van Amersfoort Racing	NLD			216.0	8	214.2	6	214.2	7	213.4	5	213.4	9	214.2
8	78	Mateusz Kaprzyk	POL	Cram Motorsport Srl	ITA	R	6	216.0	5	212.5	10	212.1	7	212.1	8	212.1	9	213.0
9	88	Hamda Al Qubaisi	UAE	Abu Dhabi Racing	UAE	R	7	216.0	4	216.0	5	215.1	6	214.7	10	214.2	8	215.2
10	95	Vlad Lomko	RUS	US Racing	DEU	R	8	216.0	8	215.1	6	213.4	5	213.4	9	213.0	7	214.2
11	6	Sebastian Montoya	COL	Prema Powerteam	ITA	R	9	215.5	8	214.7	7	213.4	6	213.0	5	212.1	4	213.7
12	85	Gabriel Bortoleto Oliverira	BRA	Prema Powerteam	ITA	R	10	215.5	11	214.7	7	214.7	9	214.2	8	214.2	10	214.7
13	71	Josef Knopp	DEU	BWT Muecke Motorsport	ITA	R	11	214.7	7	214.7	8	214.2	5	214.2	6	213.8	3	214.3
14	84	Francesco Simonazzi	ITA	Jenzer Motorsport	CHE	R	12	214.7	9	214.2	10	212.5	5	212.5	6	210.9	8	213.0
15	4	Victor Bernier	FRA	R-Ace GP	ITA			213.8	7	213.0	6	212.5	5	212.1	8	211.3	9	212.6
16	35	Guanti Pietro Delli	ITA	BVM Racing	ITA	R	13	213.8	9	211.3	7	210.9	6	210.9	8	210.1	5	211.4
17	48	Jesse Salmenautio	FIN	Bhaitech Srl	ITA			213.8	4	211.3	6	211.3	7	211.3	9	210.9	8	211.7
18	79	Markogiannis Georgios	GRE	Cram Motorsport Srl	ITA	R	14	213.8	7	213.8	9	213.0	6	213.0	8	212.5	10	213.2
19	21	Axel Gnos	CHE	G4 Racing	CHE			213.0	9	212.5	10	212.1	5	211.7	7	211.7	8	212.2
20	27	Sebastian Freymuth	DEU	AS Motorsport	SVN			213.0	5	212.1	8	211.7	9	210.9	6	210.9	7	211.7
21	3	Smal Kyrill	RUS	R-Ace GP	ITA			212.5	6	212.1	9	211.3	7	211.3	8	210.5	4	211.6
22	7	Dino Beganovic	SW	Prema Powerteam	ITA	R	15	212.5	5	212.1	7	212.1	8	212.1	10	211.7	4	212.1
23	15	Piotr Wisnicki	POL	Jenzer Motorsport	CHE	R	16	212.5	9	211.7	7	211.7	8	211.7	10	210.9	5	211.7
24	17	Jonny Edgar	GBR	Van Amersfoort Racing	NLD			212.5	4	212.1	6	211.7	8	211.3	7	211.3	9	211.8
25	66	Zdenek Chovanek	CZE	Bhaitech Srl	ITA	R	17	212.1	6	212.1	7	211.7	9	211.3	8	211.3	10	211.7
26	8	Cenyu Han	CHN	Van Amersfoort Racing	NLD	R	18	211.7	7	211.3	4	211.3	6	210.5	5	210.5	8	211.1
27	11	Dexter Patterson	GBR	Bhaitech Srl	ITA	R	19	211.3	8	211.3	9	210.9	5	210.9	6	210.9	7	211.1
28	13	Jasin Ferati	CHE	Jenzer Motorsport	CHE	R	20	210.5	5	210.5	7	210.1	6	210.1	8	210.1	10	210.2
29	19	Sebastian Ogaard	DNK	Bhaitech Srl	ITA	R	21	210.1	4	209.7	5	209.7	6	209.7	7	209.3	9	209.7
30	86	Bence Valint	HUN	Van Amersfoort Racing	NLD	R	22	210.1	6	209.7	7	209.7	8	209.3	5	209.3	9	209.6



Red Bull Ring
F4 Italian Championship
Qualifying - 1
Fastest Laps Sequence



Lap	Time of Day	Session Time	Nº	Driver	Nat	Competitor	Nat	Rookie	Time	Km/h
2	8:33:28.321	3:28.321	7	Dino Beganovic	SWE	Prema Powerteam	ITA	R	1:37.716	159.0
2	8:33:30.951	3:30.951	85	Gabriel Bortoleto Oliverir	BRA	Prema Powerteam	ITA	R	1:37.272	159.8
2	8:33:35.264	3:35.264	77	Andrea Rosso	ITA	Cram Motorsport Srl	ITA	R	1:37.222	159.8
3	8:35:03.777	5:03.777	7	Dino Beganovic	SWE	Prema Powerteam	ITA	R	1:35.456	162.8
3	8:35:06.114	5:06.114	85	Gabriel Bortoleto Oliverir	BRA	Prema Powerteam	ITA	R	1:35.163	163.3
3	8:35:09.389	5:09.389	77	Andrea Rosso	ITA	Cram Motorsport Srl	ITA	R	1:34.125	165.1
4	8:36:36.863	6:36.863	7	Dino Beganovic	SWE	Prema Powerteam	ITA	R	1:33.086	166.9
4	8:36:39.065	6:39.065	85	Gabriel Bortoleto Oliverir	BRA	Prema Powerteam	ITA	R	1:32.951	167.2
4	8:36:42.184	6:42.184	77	Andrea Rosso	ITA	Cram Motorsport Srl	ITA	R	1:32.795	167.5
4	8:37:39.068	7:39.068	52	Jak Crawford	USA	Van Amersfoort Racing	NLD		1:32.268	168.4
4	8:38:00.583	8:00.583	17	Jonny Edgar	GBR	Van Amersfoort Racing	NLD		1:32.215	168.5
5	8:38:11.072	8:11.072	85	Gabriel Bortoleto Oliverir	BRA	Prema Powerteam	ITA	R	1:32.007	168.9
5	8:39:11.045	9:11.045	52	Jak Crawford	USA	Van Amersfoort Racing	NLD		1:31.977	169.0
6	8:40:41.097	10:41.097	35	Guanti Pietro Delli	ITA	BVM Racing	ITA	R	1:31.959	169.0
6	8:40:42.580	10:42.580	52	Jak Crawford	USA	Van Amersfoort Racing	NLD		1:31.535	169.8
5	8:41:19.423	11:19.423	29	Joshua Durksen	CZE	BWT Muecke Motorsport	ITA		1:31.483	169.9
7	8:42:13.873	12:13.873	52	Jak Crawford	USA	Van Amersfoort Racing	NLD		1:31.293	170.2
6	8:42:50.449	12:50.449	29	Joshua Durksen	CZE	BWT Muecke Motorsport	ITA		1:31.026	170.7



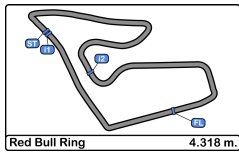


Red Bull Ring
F4 Italian Championship
Qualifying - 1
Event Best Maximum Speed



Nº	Driver	Nat	Competitor	Nat	Rookie	Km/h	Session
77	Andrea Rosso	ITA	Cram Motorsport Srl	ITA	R	219.5	Qualifying - 1
46	Gabriele Mini	ITA	Prema Powerteam	ITA	R	218.6	Qualifying - 1
29	Joshua Durksen	CZE	BWT Muecke Motorsport	ITA		217.7	Free Practice - 1
72	Leonardo Fornaroli	ITA	Iron Lynx Srl	ITA	R	217.7	Qualifying - 1
85	Gabriel Bortoletto Oliver	BRA	Prema Powerteam	ITA	R	217.3	Free Practice - 2
87	Oliver Bearman	GBR	US Racing	DEU	R	216.4	Qualifying - 1
51	Francesco Pizzi	ITA	Van Amersfoort Racing	NLD	R	216.4	Qualifying - 1
52	Jak Crawford	USA	Van Amersfoort Racing	NLD		216.0	Free Practice - 1
4	Victor Bernier	FRA	R-Ace GP	ITA		216.0	Free Practice - 1
71	Josef Knopp	DEU	BWT Muecke Motorsport	ITA	R	216.0	Free Practice - 1
48	Jesse Salmenautio	FIN	Bhaitech Srl	ITA		216.0	Free Practice - 2
88	Hamda Al Qubaisi	UAE	Abu Dhabi Racing	UAE	R	216.0	Qualifying - 1
78	Mateusz Kaprzyk	POL	Cram Motorsport Srl	ITA	R	216.0	Qualifying - 1
95	Vlad Lomko	RUS	US Racing	DEU	R	216.0	Qualifying - 1
84	Francesco Simonazzi	ITA	Jenzer Motorsport	CHE	R	215.5	Free Practice - 2
21	Axel Gnos	CHE	G4 Racing	CHE		215.5	Free Practice - 2
79	Markogiannis Georgios	GRE	Cram Motorsport Srl	ITA	R	215.5	Free Practice - 2
6	Sebastian Montoya	COL	Prema Powerteam	ITA	R	215.5	Qualifying - 1
17	Jonny Edgar	GBR	Van Amersfoort Racing	NLD		215.1	Free Practice - 1
13	Jasin Ferati	CHE	Jenzer Motorsport	CHE	R	214.7	Free Practice - 2
19	Sebastian Ogaard	DNK	Bhaitech Srl	ITA	R	214.2	Free Practice - 1
66	Zdenek Chovanek	CZE	Bhaitech Srl	ITA	R	214.2	Free Practice - 2
7	Dino Beganovic	SWE	Prema Powerteam	ITA	R	213.8	Free Practice - 1
11	Dexter Patterson	GBR	Bhaitech Srl	ITA	R	213.8	Free Practice - 1
35	Guanti Pietro Delli	ITA	BVM Racing	ITA	R	213.8	Qualifying - 1
27	Sebastian Freymuth	DEU	AS Motorsport	SVN		213.4	Free Practice - 2
15	Piotr Wisnicki	POL	Jenzer Motorsport	CHE	R	213.0	Free Practice - 2
3	Smal Kyrill	RUS	R-Ace GP	ITA		212.5	Qualifying - 1
8	Cenyu Han	CHN	Van Amersfoort Racing	NLD	R	211.7	Free Practice - 2
86	Bence Valint	HUN	Van Amersfoort Racing	NLD	R	210.1	Free Practice - 2





Red Bull Ring
F4 Italian Championship
Qualifying - 1
Pit Stop Analysis



46

Gabriele Mini

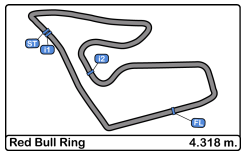
R

Prema Powerteam

Tatuus F.4 T014 Abarth

Nr.	In Day Time	In Time	Out Time	Pit Time	T. Pit Time	Handicap	Penalty
1	8:33:04.435	8:33:04.435	8:33:33.973	29.538	29.538		

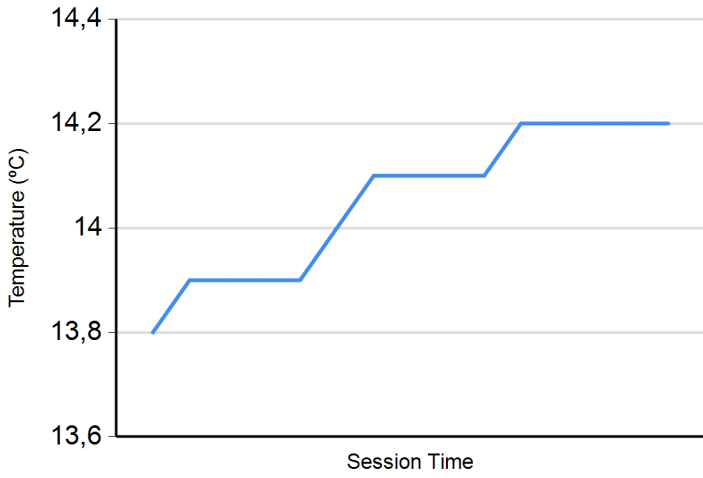




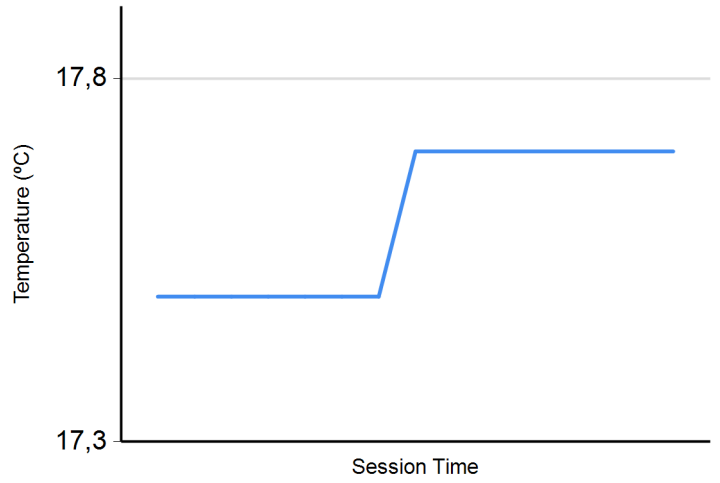
Red Bull Ring
F4 Italian Championship
Qualifying - 1
Weather Report



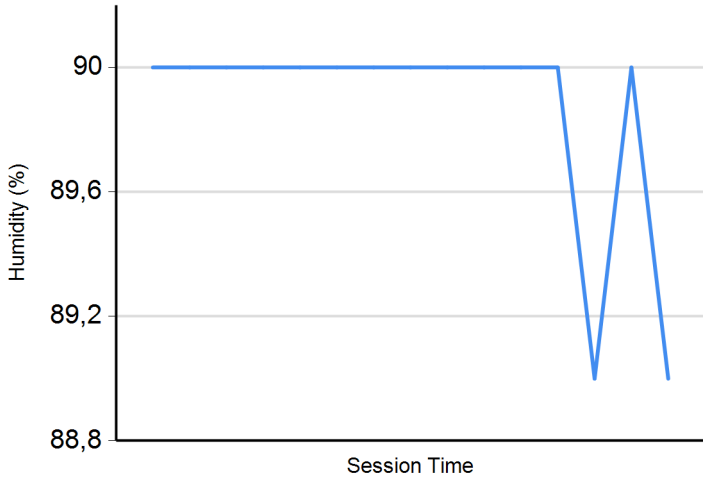
Air Temperature



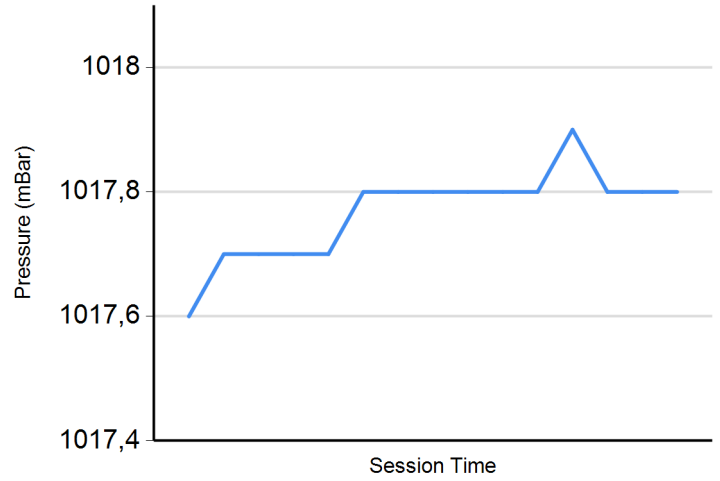
Track Temperature



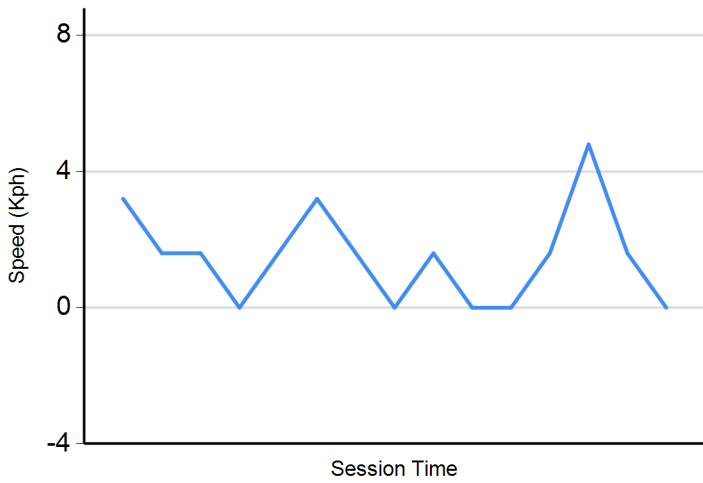
Humidity



Pressure



Wind Speed



Wind direction

North = 0°/360° Est = 90° South = 180° West = 270°

