


Red Bull Ring
F4 Italian Championship
Qualifying - 2
Provisional Results



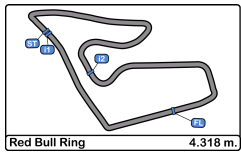
Cls	Nº	Driver	Nat	Competitor	Nat	Rookie	Cls	Laps	Best	Time	Gap	Interval	Km/h
1	46	Gabriele Mini	ITA	Prema Powerteam	ITA	R	1	9	8	1:30.579			171.6
2	52	Jak Crawford	USA	Van Amersfoort Racing	NLD			10	8	1:30.789	0.210	0.210	171.2
3	87	Oliver Bearman	GBR	US Racing	DEU	R	2	7	6	1:30.885	0.306	0.096	171.0
4	7	Dino Beganovic	SWE	Prema Powerteam	ITA	R	3	10	8	1:30.950	0.371	0.065	170.9
5	17	Jonny Edgar	GBR	Van Amersfoort Racing	NLD			9	7	1:31.024	0.445	0.074	170.7
6	51	Francesco Pizzi	ITA	Van Amersfoort Racing	NLD	R	4	10	9	1:31.094	0.515	0.070	170.6
7	29	Joshua Durksen	CZE	BWT Muecke Motorsport	ITA			8	7	1:31.199	0.620	0.105	170.4
8	77	Andrea Rosso	ITA	Cram Motorsport Srl	ITA	R	5	11	10	1:31.306	0.727	0.107	170.2
9	95	Vlad Lomko	RUS	US Racing	DEU	R	6	9	8	1:31.316	0.737	0.010	170.2
10	85	Gabriel Bortoleto Oliverir	BRA	Prema Powerteam	ITA	R	7	11	9	1:31.362	0.783	0.046	170.1
11	35	Guanti Pietro Delli	ITA	BVM Racing	ITA	R	8	11	10	1:31.364	0.785	0.002	170.1
12	6	Sebastian Montoya	COL	Prema Powerteam	ITA	R	9	10	9	1:31.404	0.825	0.040	170.0
13	72	Leonardo Fornaroli	ITA	Iron Lynx Srl	ITA	R	10	10	9	1:31.435	0.856	0.031	170.0
14	48	Jesse Salmenautio	FIN	Bhaitech Srl	ITA			10	8	1:31.619	1.040	0.184	169.6
15	84	Francesco Simonazzi	ITA	Jenzer Motorsport	CHE	R	11	11	10	1:31.660	1.081	0.041	169.5
16	88	Hamda Al Qubaisi	UAE	Abu Dhabi Racing	UAE	R	12	11	10	1:31.689	1.110	0.029	169.5
17	15	Piotr Wisnicki	POL	Jenzer Motorsport	CHE	R	13	11	9	1:31.749	1.170	0.060	169.4
18	4	Victor Bernier	FRA	R-Ace GP	ITA			11	9	1:31.778	1.199	0.029	169.3
19	19	Sebastian Ogaard	DNK	Bhaitech Srl	ITA	R	14	10	7	1:31.812	1.233	0.034	169.3
20	79	Markogiannis Georgios	GRE	Cram Motorsport Srl	ITA	R	15	11	9	1:31.905	1.326	0.093	169.1
21	21	Axel Gnos	CHE	G4 Racing	CHE			11	9	1:31.912	1.333	0.007	169.1
22	66	Zdenek Chovanek	CZE	Bhaitech Srl	ITA	R	16	9	8	1:31.955	1.376	0.043	169.0
23	11	Dexter Patterson	GBR	Bhaitech Srl	ITA	R	17	11	8	1:31.969	1.390	0.014	169.0
24	13	Jasin Ferati	CHE	Jenzer Motorsport	CHE	R	18	11	8	1:31.975	1.396	0.006	169.0
25	71	Josef Knopp	DEU	BWT Muecke Motorsport	ITA	R	19	9	8	1:32.004	1.425	0.029	168.9
26	3	Smal Kyrill	RUS	R-Ace GP	ITA			10	9	1:32.078	1.499	0.074	168.8
27	78	Mateusz Kaprzyk	POL	Cram Motorsport Srl	ITA	R	20	11	8	1:32.379	1.800	0.301	168.2
28	86	Bence Valint	HUN	Van Amersfoort Racing	NLD	R	21	11	10	1:32.420	1.841	0.041	168.1
29	27	Sebastian Freymuth	DEU	AS Motorsport	SVN			10	6	1:32.439	1.860	0.019	168.1
30	8	Cenyu Han	CHN	Van Amersfoort Racing	NLD	R	22	11	10	1:32.643	2.064	0.204	167.7

Published at:.....

Track Temp: **18.2 °C** Air Temp: **14.8 °C** Humidity: **88 %** Track Status: **DRY**

Stewards:	Race Director:	Timekeeper: 
------------------	-----------------------	---





Red Bull Ring
F4 Italian Championship
Qualifying - 2
Provisional Results by Class



Cls	Nº	Driver	Nat	Competitor	Nat	Rookie	Laps	Best	Time	Gap	Interval	Km/h
1	52	Jak Crawford	USA	Van Amersfoort Racing	NLD		10	8	1:30.789			171.2
2	17	Jonny Edgar	GBR	Van Amersfoort Racing	NLD		9	7	1:31.024	0.235	0.235	170.7
3	29	Joshua Durksen	CZE	BWT Muecke Motorsport	ITA		8	7	1:31.199	0.410	0.175	170.4
4	48	Jesse Salmenautio	FIN	Bhaitech Srl	ITA		10	8	1:31.619	0.830	0.420	169.6
5	4	Victor Bernier	FRA	R-Ace GP	ITA		11	9	1:31.778	0.989	0.159	169.3
6	21	Axel Gnos	CHE	G4 Racing	CHE		11	9	1:31.912	1.123	0.134	169.1
7	3	Smal Kyrill	RUS	R-Ace GP	ITA		10	9	1:32.078	1.289	0.166	168.8
8	27	Sebastian Freymuth	DEU	AS Motorsport	SVN		10	6	1:32.439	1.650	0.361	168.1
Rookie												
1	46	Gabriele Mini	ITA	Prema Powerteam	ITA	R	9	8	1:30.579			171.6
2	87	Oliver Bearman	GBR	US Racing	DEU	R	7	6	1:30.885	0.306	0.306	171.0
3	7	Dino Beganovic	SWE	Prema Powerteam	ITA	R	10	8	1:30.950	0.371	0.065	170.9
4	51	Francesco Pizzi	ITA	Van Amersfoort Racing	NLD	R	10	9	1:31.094	0.515	0.144	170.6
5	77	Andrea Rosso	ITA	Cram Motorsport Srl	ITA	R	11	10	1:31.306	0.727	0.212	170.2
6	95	Vlad Lomko	RUS	US Racing	DEU	R	9	8	1:31.316	0.737	0.010	170.2
7	85	Gabriel Bortoleto Oliverira	BRA	Prema Powerteam	ITA	R	11	9	1:31.362	0.783	0.046	170.1
8	35	Guanti Pietro Delli	ITA	BVM Racing	ITA	R	11	10	1:31.364	0.785	0.002	170.1
9	6	Sebastian Montoya	COL	Prema Powerteam	ITA	R	10	9	1:31.404	0.825	0.040	170.0
10	72	Leonardo Fornaroli	ITA	Iron Lynx Srl	ITA	R	10	9	1:31.435	0.856	0.031	170.0
11	84	Francesco Simonazzi	ITA	Jenzer Motorsport	CHE	R	11	10	1:31.660	1.081	0.225	169.5
12	88	Hamda Al Qubaisi	UAE	Abu Dhabi Racing	UAE	R	11	10	1:31.689	1.110	0.029	169.5
13	15	Piotr Wisnicki	POL	Jenzer Motorsport	CHE	R	11	9	1:31.749	1.170	0.060	169.4
14	19	Sebastian Ogaard	DNK	Bhaitech Srl	ITA	R	10	7	1:31.812	1.233	0.063	169.3
15	79	Markogiannis Georgios	GRE	Cram Motorsport Srl	ITA	R	11	9	1:31.905	1.326	0.093	169.1
16	66	Zdenek Chovanek	CZE	Bhaitech Srl	ITA	R	9	8	1:31.955	1.376	0.050	169.0
17	11	Dexter Patterson	GBR	Bhaitech Srl	ITA	R	11	8	1:31.969	1.390	0.014	169.0
18	13	Jasin Ferati	CHE	Jenzer Motorsport	CHE	R	11	8	1:31.975	1.396	0.006	169.0
19	71	Josef Knopp	DEU	BWT Muecke Motorsport	ITA	R	9	8	1:32.004	1.425	0.029	168.9
20	78	Mateusz Kaprzyk	POL	Cram Motorsport Srl	ITA	R	11	8	1:32.379	1.800	0.375	168.2
21	86	Bence Valint	HUN	Van Amersfoort Racing	NLD	R	11	10	1:32.420	1.841	0.041	168.1
22	8	Cenyu Han	CHN	Van Amersfoort Racing	NLD	R	11	10	1:32.643	2.064	0.223	167.7

Published at:.....

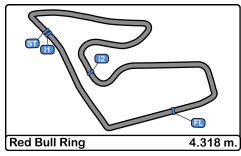
Track Temp: **18.2 °C** Air Temp: **14.8 °C** Humidity: **88 %** Track **DRY**

Stewards:

Race Director:

Timekeeper:





Red Bull Ring
F4 Italian Championship
Qualifying - 2
Provisional 2 Fastest Lap Results



Cls	Nº	Driver	Nat	Competitor	Nat	Rookie	Cls	Laps	Best	Time	Gap	Interval	Km/h
1	46	Gabriele Mini	ITA	Prema Powerteam	ITA	R	1	9	7	1:30.733			171.6
2	52	Jak Crawford	USA	Van Amersfoort Racing	NLD			10	9	1:30.987	0.254	0.254	171.2
3	7	Dino Beganovic	SWE	Prema Powerteam	ITA	R	2	10	10	1:31.026	0.293	0.039	170.9
4	17	Jonny Edgar	GBR	Van Amersfoort Racing	NLD			9	6	1:31.131	0.398	0.105	170.7
5	87	Oliver Bearman	GBR	US Racing	DEU	R	3	7	5	1:31.174	0.441	0.043	171.0
6	29	Joshua Durksen	CZE	BWT Muecke Motorsport	ITA			8	6	1:31.227	0.494	0.053	170.4
7	77	Andrea Rosso	ITA	Cram Motorsport Srl	ITA	R	4	11	8	1:31.336	0.603	0.109	170.2
8	51	Francesco Pizzi	ITA	Van Amersfoort Racing	NLD	R	5	10	7	1:31.360	0.627	0.024	170.6
9	95	Vlad Lomko	RUS	US Racing	DEU	R	6	9	7	1:31.368	0.635	0.008	170.2
10	85	Gabriel Bortoleto Oliverir	BRA	Prema Powerteam	ITA	R	7	11	7	1:31.379	0.646	0.011	170.1
11	6	Sebastian Montoya	COL	Prema Powerteam	ITA	R	8	10	8	1:31.419	0.686	0.040	170.0
12	35	Guanti Pietro Delli	ITA	BVM Racing	ITA	R	9	11	9	1:31.428	0.695	0.009	170.1
13	72	Leonardo Fornaroli	ITA	Iron Lynx Srl	ITA	R	10	10	8	1:31.466	0.733	0.038	170.0
14	84	Francesco Simonazzi	ITA	Jenzer Motorsport	CHE	R	11	11	8	1:31.681	0.948	0.215	169.5
15	48	Jesse Salmenautio	FIN	Bhaitech Srl	ITA			10	7	1:31.699	0.966	0.018	169.6
16	88	Hamda Al Qubaisi	UAE	Abu Dhabi Racing	UAE	R	12	11	8	1:31.775	1.042	0.076	169.5
17	4	Victor Bernier	FRA	R-Ace GP	ITA			11	5	1:31.838	1.105	0.063	169.3
18	15	Piotr Wisnicki	POL	Jenzer Motorsport	CHE	R	13	11	10	1:31.896	1.163	0.058	169.4
19	21	Axel Gnos	CHE	G4 Racing	CHE			11	6	1:31.916	1.183	0.020	169.1
20	19	Sebastian Ogaard	DNK	Bhaitech Srl	ITA	R	14	10	9	1:31.942	1.209	0.026	169.3
21	79	Markogiannis Georgios	GRE	Cram Motorsport Srl	ITA	R	15	11	7	1:31.965	1.232	0.023	169.1
22	71	Josef Knopp	DEU	BWT Muecke Motorsport	ITA	R	16	9	7	1:32.163	1.430	0.198	168.9
23	13	Jasin Ferati	CHE	Jenzer Motorsport	CHE	R	17	11	10	1:32.170	1.437	0.007	169.0
24	11	Dexter Patterson	GBR	Bhaitech Srl	ITA	R	18	11	9	1:32.193	1.460	0.023	169.0
25	66	Zdenek Chovanek	CZE	Bhaitech Srl	ITA	R	19	9	7	1:32.260	1.527	0.067	169.0
26	3	Smal Kyrill	RUS	R-Ace GP	ITA			10	8	1:32.294	1.561	0.034	168.8
27	86	Bence Valint	HUN	Van Amersfoort Racing	NLD	R	20	11	6	1:32.449	1.716	0.155	168.1
28	27	Sebastian Freymuth	DEU	AS Motorsport	SVN			10	9	1:32.552	1.819	0.103	168.1
29	78	Mateusz Kaprzyk	POL	Cram Motorsport Srl	ITA	R	21	11	9	1:32.632	1.899	0.080	168.2
30	8	Cenyu Han	CHN	Van Amersfoort Racing	NLD	R	22	11	9	1:32.854	2.121	0.222	167.7

Published at:.....

Track Temp: **18.2 °C** Air Temp: **14.8 °C** Humidity: **88 %** Track Status: **DRY**

Stewards:

Race Director:

Timekeeper:





Red Bull Ring
F4 Italian Championship
Qualifying - 2
Lap Analysis



3 Smal Kyryll Tatuus F.4 T014 Abarth
 R-Ace GP

Lap	D	Time	Sector 1	Sector 2	Sector 3	T. Spd	Elapsed
1		8:57:26.359	8:56:01.365	51.570	33.424	132.6	8:57:26.359
2		1:43.334	29.097	44.623	29.614	151.0	8:59:09.693
3		1:36.027	24.729	42.792	28.506	202.6	9:00:45.720
4		1:33.339	23.880	41.497	27.962	211.3	9:02:19.059
5		1:33.093	24.081	41.331	27.681	211.3	9:03:52.152
6		1:33.231	23.616	41.915	27.700	211.3	9:05:25.383
7		1:32.324	23.667	41.224	27.433	210.9	9:06:57.707
8		1:32.294	23.570	41.165	27.559	211.3	9:08:30.001
9		1:32.078	23.574	41.087	27.417	210.9	9:10:02.079
10		1:42.801 P	23.494	41.203	38.104	211.3	9:11:44.880

4 Victor Bernier Tatuus F.4 T014 Abarth
 R-Ace GP

Lap	D	Time	Sector 1	Sector 2	Sector 3	T. Spd	Elapsed
1		8:57:24.947	8:56:00.707	51.543	32.697	137.5	8:57:24.947
2		1:42.933	29.470	44.616	28.847	168.2	8:59:07.880
3		1:36.104	24.845	43.047	28.212	199.2	9:00:43.984
4		1:32.192	23.448	41.292	27.452	213.4	9:02:16.176
5		1:31.838	23.331	41.159	27.348	213.0	9:03:48.014
6		1:31.906	23.349	41.250	27.307	212.5	9:05:19.920
7		1:32.328	23.815	40.961	27.552	211.3	9:06:52.248
8		1:31.908	23.360	41.133	27.415	213.4	9:08:24.156
9		1:31.778	23.445	40.981	27.352	212.5	9:09:55.934
10		1:32.037	23.410	41.095	27.532	212.5	9:11:27.971
11		1:59.084 P	28.013	47.790	43.281	140.8	9:13:27.055

6 Sebastian Montoya Tatuus F.4 T014 Abarth
 R Prema Powerteam

Lap	D	Time	Sector 1	Sector 2	Sector 3	T. Spd	Elapsed
1		8:57:49.799	8:56:33.143	46.720	29.936	160.7	8:57:49.799
2		1:37.865	25.106	43.539	29.220	207.2	8:59:27.664
3		1:34.356	24.451	42.184	27.721	210.5	9:01:02.020
4		1:32.265	23.482	41.443	27.340	214.2	9:02:34.285
5		1:32.187	23.540	41.263	27.384	213.8	9:04:06.472
6		1:32.959	23.356	42.227	27.376	213.8	9:05:39.431
7		1:31.616	23.320	41.023	27.273	213.4	9:07:11.047
8		1:31.419	23.392	40.784	27.243	213.4	9:08:42.466
9		1:31.404	23.325	40.907	27.172	213.4	9:10:13.870
10		2:51.125 P	37.684	1:12.942	1:00.499	92.6	9:13:04.995

7 Dino Beganovic Tatuus F.4 T014 Abarth
 R Prema Powerteam

Lap	D	Time	Sector 1	Sector 2	Sector 3	T. Spd	Elapsed
1		8:56:50.342	8:55:33.374	46.963	30.005	161.1	8:56:50.342
2		1:37.974	25.792	43.551	28.631	188.4	8:58:28.316
3		1:34.097	24.327	42.109	27.661	202.6	9:00:02.413
4		1:32.949	23.403	41.517	28.029	213.8	9:01:35.362
5		1:37.203	23.460	43.361	30.382	213.4	9:03:12.565
6		1:31.918	23.404	41.008	27.506	216.0	9:04:44.483
7		1:31.058	23.310	40.581	27.167	214.7	9:06:15.541
8		1:30.950	23.257	40.572	27.121	214.7	9:07:46.491
9		1:31.165	23.269	40.650	27.246	214.2	9:09:17.656
10		1:31.026	23.304	40.525	27.197	213.4	9:10:48.682
11			24.084	53.326		166.9	

8 Cenyu Han Tatuus F.4 T014 Abarth
 R Van Amersfoort Racing

Lap	D	Time	Sector 1	Sector 2	Sector 3	T. Spd	Elapsed
1		8:57:03.195	8:55:42.390	49.048	31.757	165.6	8:57:03.195
2		1:43.743	26.757	45.742	31.244	179.7	8:58:46.938
3		1:37.132	24.731	43.405	28.996	196.3	9:00:24.070
4		1:33.230	23.768	41.437	28.025	214.2	9:01:57.300
5		1:35.479	23.498	43.485	28.496	216.4	9:03:32.779
6		1:33.231	23.476	41.597	28.158	216.0	9:05:06.010
7		1:34.331	24.497	41.909	27.925	211.7	9:06:40.341
8		1:33.146	23.847	41.441	27.858	210.5	9:08:13.487
9		1:32.854	23.880	41.393	27.581	210.1	9:09:46.341
10		1:32.643	23.537	41.494	27.612	212.1	9:11:18.984
11		1:57.034 P	23.676	42.004	51.354	210.9	9:13:16.018

11 Dexter Patterson Tatuus F.4 T014 Abarth
 R Bhaitech Srl

Lap	D	Time	Sector 1	Sector 2	Sector 3	T. Spd	Elapsed
1		8:57:05.690	8:55:47.997	47.393	30.300	160.0	8:57:05.690
2		1:36.657	24.979	43.227	28.451	208.0	8:58:42.347
3		1:34.545	24.435	42.143	27.967	207.6	9:00:16.892
4		1:42.771	23.598	51.267	27.906	214.7	9:01:59.663
5		1:32.730	23.558	41.420	27.752	213.8	9:03:32.393
6		1:32.719	23.537	41.247	27.935	213.4	9:05:05.112
7		1:37.724	23.303	46.664	27.757	217.7	9:06:42.836
8		1:31.969	23.515	41.035	27.419	212.1	9:08:14.805
9		1:32.193	23.351	41.146	27.696	213.4	9:09:46.998
10		1:32.554	23.423	41.325	27.806	214.2	9:11:19.552
11		2:04.229 P	24.729	43.415	56.085	194.5	9:13:23.781

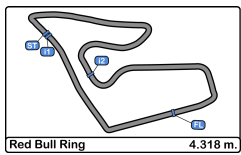
13 Jasin Ferati Tatuus F.4 T014 Abarth
 R Jenzer Motorsport

Lap	D	Time	Sector 1	Sector 2	Sector 3	T. Spd	Elapsed
1		8:57:01.024	8:55:45.062	45.960	30.002	185.8	8:57:01.024
2		1:37.709	25.160	43.658	28.891	196.7	8:58:38.733
3		1:33.886	24.093	41.857	27.936	210.9	9:00:12.619
4		1:33.055	23.879	41.554	27.622	211.7	9:01:45.674
5		1:32.419	23.620	41.335	27.464	212.1	9:03:18.093
6		1:32.472	23.543	41.484	27.445	213.0	9:04:50.565
7		1:32.297	23.498	41.338	27.461	211.7	9:06:22.862
8		1:31.975	23.480	41.176	27.319	212.5	9:07:54.837
9		1:34.950	23.441	41.881	29.628	213.4	9:09:29.787
10		1:32.170	23.459	41.370	27.341	213.8	9:11:01.957
11		2:00.288 P	23.912	45.076	51.300	211.7	9:13:02.245

15 Piotr Wisnicki Tatuus F.4 T014 Abarth
 R Jenzer Motorsport

Lap	D	Time	Sector 1	Sector 2	Sector 3	T. Spd	Elapsed
1		8:57:11.042	8:55:51.783	47.263	31.996	171.7	8:57:11.042
2		1:41.152	28.434	44.593	28.125	182.1	8:58:52.194
3		1:33.760	23.941	41.836	27.983	213.4	9:00:25.954
4		1:32.585	23.485	41.342	27.758	212.5	9:01:58.539
5		1:32.464	23.504	41.435	27.525	216.0	9:03:31.003
6		1:32.911	23.347	42.099	27.465	215.1	9:05:03.914
7		1:32.213	23.449	41.379	27.385	213.8	9:06:36.127
8		1:32.058	23.375	41.328	27.355	213.4	9:08:08.185
9		1:31.749	23.381	40.973	27.395	213.8	9:09:39.934
10		1:31.896	23.340	41.159	27.397	215.1	9:11:11.830
11		2:02.168 P	24.590	43.867	53.711	174.7	9:13:13.998





Red Bull Ring
F4 Italian Championship
Qualifying - 2
Lap Analysis



17

Jonny Edgar

Tatuus F.4 T014 Abarth

Van Amersfoort Racing

29

Joshua Durksen

Tatuus F.4 T014 Abarth

BWT Muecke Motorsport

Lap	D	Time	Sector 1	Sector 2	Sector 3	T. Spd	Elapsed	Lap	D	Time	Sector 1	Sector 2	Sector 3	T. Spd	Elapsed
1		8:57:47.832	8:56:30.454	47.057	30.321	175.0	8:57:47.832	1		8:59:39.824	8:58:23.192	47.419	29.213	170.6	8:59:39.824
2		1:39.099	25.529	44.040	29.530	184.3	8:59:26.931	2		1:38.146	24.585	44.494	29.067	200.3	9:01:17.970
3		1:33.948	24.920	41.738	27.290	199.6	9:01:00.879	3		1:43.370	23.505	41.143	38.722	214.2	9:03:01.340
4		1:31.613	23.439	40.908	27.266	213.4	9:02:32.492	4		1:33.611	24.228	41.950	27.433	175.6	9:04:34.951
5		1:31.593	23.302	41.095	27.196	213.8	9:04:04.085	5		1:31.452	23.344	41.015	27.093	213.8	9:06:06.403
6		1:31.131	23.306	40.711	27.114	213.0	9:05:35.216	6		1:31.227	23.341	40.787	27.099	213.8	9:07:37.630
7		1:31.024	23.270	40.563	27.191	213.0	9:07:06.240	7		1:31.199	23.217	40.941	27.041	214.7	9:09:08.829
8		1:31.916	23.292	41.409	27.215	213.0	9:08:38.156	8		1:31.257	23.332	40.772	27.153	214.7	9:10:40.086
9		1:31.154	23.321	40.638	27.195	212.5	9:10:09.310	9			24.809	46.297		193.2	
10			26.649	47.968		155.6									

19

Sebastian Ogaard

Tatuus F.4 T014 Abarth

R

Bhaitech Srl

35

Guanti Pietro Delli

Tatuus F.4 T014 Abarth

R

BVM Racing

Lap	D	Time	Sector 1	Sector 2	Sector 3	T. Spd	Elapsed	Lap	D	Time	Sector 1	Sector 2	Sector 3	T. Spd	Elapsed
1		8:57:50.237	8:56:35.622	45.235	29.380	183.9	8:57:50.237	1		8:57:10.753	8:55:45.861	51.433	33.459	132.8	8:57:10.753
2		1:37.838	25.064	43.443	29.331	197.0	8:59:28.075	2		1:53.429	32.215	48.920	32.294	147.5	8:59:04.182
3		1:34.692	24.635	42.301	27.756	203.0	9:01:02.767	3		1:36.293	25.279	42.832	28.182	197.8	9:00:40.475
4		1:32.492	23.515	41.371	27.606	212.5	9:02:35.259	4		1:32.089	23.574	41.258	27.257	211.7	9:02:12.564
5		1:33.751	24.751	41.520	27.480	211.3	9:04:09.010	5		1:32.415	23.493	41.591	27.331	212.1	9:03:44.979
6		1:32.176	23.471	41.295	27.410	212.1	9:05:41.186	6		1:31.830	23.486	41.089	27.255	211.3	9:05:16.809
7		1:31.812	23.424	41.104	27.284	212.1	9:07:12.998	7		1:31.577	23.494	40.861	27.222	211.3	9:06:48.386
8		1:32.158	23.646	41.141	27.371	210.5	9:08:45.156	8		1:31.714	23.399	41.101	27.214	210.5	9:08:20.100
9		1:31.942	23.586	41.146	27.210	210.1	9:10:17.098	9		1:31.428	23.363	40.915	27.150	212.1	9:09:51.528
10		1:57.461 P	24.315	45.705	47.441	183.3	9:12:14.559	10		1:31.364	23.379	40.861	27.124	213.0	9:11:22.892
								11		2:08.475 P	32.017	54.935	41.523	121.6	9:13:31.367

21

Axel Gnos

Tatuus F.4 T014 Abarth

G4 Racing

46

Gabriele Mini

Tatuus F.4 T014 Abarth

R

Prema Powerteam

Lap	D	Time	Sector 1	Sector 2	Sector 3	T. Spd	Elapsed	Lap	D	Time	Sector 1	Sector 2	Sector 3	T. Spd	Elapsed
1		8:57:09.593	8:55:49.328	49.091	31.174	162.6	8:57:09.593	1		8:58:03.912	8:56:44.169	48.421	31.322	158.5	8:58:03.912
2		1:38.643	26.355	43.793	28.495	204.5	8:58:48.236	2		1:47.696	26.248	44.717	36.731	180.9	8:59:51.608
3		1:35.073	24.606	42.213	28.254	208.8	9:00:23.309	3		1:47.952	24.771	50.146	33.035	146.5	9:01:39.560
4		1:32.634	23.542	41.421	27.671	214.2	9:01:55.943	4		1:32.406	23.473	41.082	27.851	216.4	9:03:11.966
5		1:32.007	23.493	41.159	27.355	213.4	9:03:27.950	5		1:31.462	23.389	40.842	27.231	214.2	9:04:43.428
6		1:31.916	23.438	41.105	27.373	213.4	9:04:59.866	6		1:31.083	23.304	40.629	27.150	214.2	9:06:14.511
7		1:32.006	23.464	41.100	27.442	213.4	9:06:31.872	7		1:30.733	23.206	40.521	27.006	214.7	9:07:45.244
8		1:32.904	23.544	41.767	27.593	213.0	9:08:04.776	8		1:30.579	23.150	40.420	27.009	215.1	9:09:15.823
9		1:31.912	23.450	41.159	27.303	213.4	9:09:36.688	9		1:40.506 P	23.180	40.480	36.846	215.1	9:10:56.329
10		1:31.926	23.454	41.240	27.232	213.0	9:11:08.614								
11		1:58.659 P	24.392	45.121	49.146	210.9	9:13:07.273								

27

Sebastian Freymuth

Tatuus F.4 T014 Abarth

AS Motorsport

48

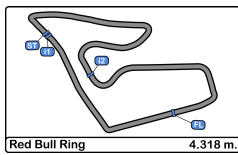
Jesse Salmenautio

Tatuus F.4 T014 Abarth

Bhaitech Srl

Lap	D	Time	Sector 1	Sector 2	Sector 3	T. Spd	Elapsed	Lap	D	Time	Sector 1	Sector 2	Sector 3	T. Spd	Elapsed
1		8:57:12.128	8:55:54.101	47.007	31.020	180.0	8:57:12.128	1		8:57:53.597	8:56:36.702	47.047	29.848	159.7	8:57:53.597
2		1:38.676	25.423	44.167	29.086	207.2	8:58:50.804	2		1:35.369	24.517	42.431	28.421	210.9	8:59:28.966
3		1:36.243	24.173	43.848	28.222	208.8	9:00:27.047	3		1:34.323	24.080	42.401	27.842	210.5	9:01:03.289
4		1:33.578	23.663	42.217	27.698	213.8	9:02:00.625	4		1:32.199	23.350	41.360	27.489	216.8	9:02:35.488
5		1:33.083	23.675	41.756	27.652	213.8	9:03:33.708	5		1:32.499	24.120	41.047	27.332	212.1	9:04:07.987
6		1:32.439	23.511	41.380	27.548	213.4	9:05:06.147	6		1:32.009	23.351	41.187	27.471	213.8	9:05:39.996
7		1:42.874	23.594	47.772	31.508	213.4	9:06:49.021	7		1:31.699	23.252	41.037	27.410	215.1	9:07:11.695
8		1:41.595	23.588	45.805	32.202	213.4	9:08:30.616	8		1:31.619	23.358	40.971	27.290	215.1	9:08:43.314
9		1:32.552	23.646	41.346	27.560	213.4	9:10:03.168	9		1:32.288	23.293	41.776	27.219	215.1	9:10:15.602
10		2:00.501 P	26.323	49.723	44.455	154.9	9:12:03.669	10		1:55.732 P	24.168	45.925	45.639	173.0	9:12:11.334





Red Bull Ring
F4 Italian Championship
Qualifying - 2
Lap Analysis



51	Francesco Pizzi	72	Leonardo Fornaroli
	Tatuus F.4 T014 Abarth		Tatuus F.4 T014 Abarth
	R	Van Amersfoort Racing	R
	Iron Lynx Srl		Iron Lynx Srl

Lap	D	Time	Sector 1	Sector 2	Sector 3	T. Spd	Elapsed	Lap	D	Time	Sector 1	Sector 2	Sector 3	T. Spd	Elapsed
1		8:57:58.842	8:56:36.213	50.028	32.601	158.3	8:57:58.842	1		8:58:04.321	8:56:44.733	48.428	31.160	154.0	8:58:04.321
2		1:46.869	27.353	47.350	32.166	168.2	8:59:45.711	2		1:45.818	26.439	44.733	34.646	169.2	8:59:50.139
3		1:50.378	29.221	50.374	30.783	149.3	9:01:36.089	3		1:40.418	25.942	46.727	27.749	144.0	9:01:30.557
4		1:38.372	25.863	42.983	29.526	190.1	9:03:14.461	4		1:32.794	23.646	41.667	27.481	211.7	9:03:03.351
5		1:32.185	23.540	41.277	27.368	216.4	9:04:46.646	5		1:32.208	23.391	41.347	27.470	213.0	9:04:35.559
6		1:32.388	23.296	40.867	28.225	217.7	9:06:19.034	6		1:32.087	23.329	41.391	27.367	215.5	9:06:07.646
7		1:31.360	23.221	40.831	27.308	216.4	9:07:50.394	7		1:31.506	23.325	40.969	27.212	214.2	9:07:39.152
8		1:31.464	23.123	40.981	27.360	218.1	9:09:21.858	8		1:31.466	23.276	40.936	27.254	214.2	9:09:10.618
9		1:31.094	23.232	40.753	27.109	215.1	9:10:52.952	9		1:31.435	23.357	40.831	27.247	213.8	9:10:42.053
10		1:54.459 P	23.765	48.817	41.877	170.3	9:12:47.411	10		1:57.256 P	25.811	49.028	42.417	180.6	9:12:39.309

52	Jak Crawford	77	Andrea Rosso
	Tatuus F.4 T014 Abarth		Tatuus F.4 T014 Abarth
	R	Cram Motorsport Srl	R

Lap	D	Time	Sector 1	Sector 2	Sector 3	T. Spd	Elapsed	Lap	D	Time	Sector 1	Sector 2	Sector 3	T. Spd	Elapsed
1		8:57:44.826	8:56:27.108	46.937	30.781	185.5	8:57:44.826	1		8:57:08.195	8:55:52.273	45.545	30.377	196.3	8:57:08.195
2		1:39.625	25.907	44.044	29.674	188.4	8:59:24.451	2		1:37.580	24.762	43.402	29.416	206.1	8:58:45.775
3		1:34.701	24.236	42.480	27.985	206.1	9:00:59.152	3		1:33.501	24.010	41.663	27.828	214.7	9:00:19.276
4		1:32.025	23.613	41.195	27.217	212.5	9:02:31.177	4		1:31.835	23.375	41.042	27.418	215.1	9:01:51.111
5		1:31.282	23.396	40.744	27.142	213.0	9:04:02.459	5		1:31.495	23.307	40.978	27.210	214.2	9:03:22.606
6		1:31.184	23.346	40.766	27.072	213.0	9:05:33.643	6		1:31.890	23.494	41.084	27.312	213.4	9:04:54.496
7		1:30.908	23.289	40.680	26.939	212.5	9:07:04.551	7		1:31.625	23.339	40.940	27.346	213.8	9:06:26.121
8		1:30.789	23.224	40.652	26.913	213.0	9:08:35.340	8		1:31.336	23.288	40.793	27.255	214.2	9:07:57.457
9		1:30.987	23.209	40.703	27.075	214.2	9:10:06.327	9		1:31.348	23.278	40.883	27.187	215.1	9:09:28.805
10		2:04.316 P	28.004	49.045	47.267	171.4	9:12:10.643	10		1:31.306	23.320	40.711	27.275	214.2	9:11:00.111
11		1:59.705 P	23.974	44.775	50.956	197.8	9:12:59.816								

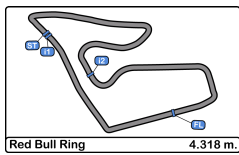
66	Zdenek Chovanek	78	Mateusz Kaprzyk
	Tatuus F.4 T014 Abarth		Tatuus F.4 T014 Abarth
	R	Cram Motorsport Srl	R

Lap	D	Time	Sector 1	Sector 2	Sector 3	T. Spd	Elapsed	Lap	D	Time	Sector 1	Sector 2	Sector 3	T. Spd	Elapsed
1		8:58:01.109	8:56:40.296	49.346	31.467	153.4	8:58:01.109	1		8:57:07.432	8:55:50.206	47.209	30.017	180.0	8:57:07.432
2		1:52.669	31.670	49.972	31.027	144.0	8:59:53.778	2		1:38.164	24.580	43.904	29.680	209.3	8:58:45.596
3		1:46.940	26.614	47.641	32.685	156.9	9:01:40.718	3		1:35.085	24.294	42.658	28.133	204.1	9:00:20.681
4		1:36.381	24.648	42.182	29.551	195.2	9:03:17.099	4		1:36.146	23.730	42.926	29.490	213.4	9:01:56.827
5		1:38.078	25.926	43.456	28.696	206.8	9:04:55.177	5		1:33.163	23.712	41.758	27.693	213.8	9:03:29.990
6		1:32.868	23.448	41.753	27.667	215.1	9:06:28.045	6		1:34.805	24.632	42.407	27.766	192.8	9:05:04.795
7		1:32.260	23.506	41.182	27.572	212.5	9:08:00.305	7		1:32.683	23.434	41.503	27.746	213.8	9:06:37.478
8		1:31.955	23.461	41.023	27.471	213.0	9:09:32.260	8		1:32.379	23.541	41.256	27.582	213.0	9:08:09.857
9		1:40.911 P	23.437	41.217	36.257	213.0	9:11:13.171	9		1:32.632	23.551	41.422	27.659	212.5	9:09:42.489
10								10		1:32.920	23.552	41.613	27.755	211.7	9:11:15.409
11								11		1:55.948 P	23.639	41.939	50.370	212.1	9:13:11.357

71	Josef Knopp	79	Markogiannis Georgios
	Tatuus F.4 T014 Abarth		Tatuus F.4 T014 Abarth
	R	Cram Motorsport Srl	R

Lap	D	Time	Sector 1	Sector 2	Sector 3	T. Spd	Elapsed	Lap	D	Time	Sector 1	Sector 2	Sector 3	T. Spd	Elapsed
1		8:59:46.599	8:58:25.374	48.727	32.498	134.3	8:59:46.599	1		8:57:11.222	8:55:53.144	47.017	31.061	171.1	8:57:11.222
2		1:51.334	29.056	50.173	32.105	154.5	9:01:37.933	2		1:38.246	25.217	44.196	28.833	208.4	8:58:49.468
3		1:35.531	23.652	41.686	30.193	214.2	9:03:13.464	3		1:35.076	24.588	42.277	28.211	207.6	9:00:24.544
4		1:34.824	25.017	42.273	27.534	162.1	9:04:48.288	4		1:33.131	23.656	41.651	27.824	217.3	9:01:57.675
5		1:32.267	23.339	41.527	27.401	216.4	9:06:20.555	5		1:32.756	23.454	41.652	27.650	218.6	9:03:30.431
6		1:32.466	23.305	41.732	27.429	217.3	9:07:53.021	6		1:32.232	23.523	41.192	27.517	214.2	9:05:02.663
7		1:32.163	23.457	41.294	27.412	214.2	9:09:25.184	7		1:31.965	23.398	41.093	27.474	214.2	9:06:34.628
8		1:32.004	23.418	41.279	27.307	214.2	9:10:57.188	8		1:32.091	23.521	41.057	27.513	213.8	9:08:06.719
9		1:59.883 P	23.385	47.550	48.948	213.8	9:12:57.071	9		1:31.905	23.411	41.141	27.353	214.2	9:09:38.624
								10		1:32.308	23.448	41.247	27.613	214.7	9:11:10.932
								11		1:58.818 P	24.142	44.311	50.365	206.5	9:13:09.750





Red Bull Ring
F4 Italian Championship
Qualifying - 2
Lap Analysis



84

Francesco Simonazzi

Tatuus F.4 T014 Abarth

R

Jenzer Motorsport

Lap D	Time	Sector 1	Sector 2	Sector 3	T. Spd	Elapsed
1	8:56:59.037	8:55:42.885	46.429	29.723	179.4	8:56:59.037
2	1:35.996	24.596	42.909	28.491	206.5	8:58:35.033
3	1:33.674	23.989	41.907	27.778	209.7	9:00:08.707
4	1:32.627	23.621	41.447	27.559	212.1	9:01:41.334
5	1:33.409	23.548	41.251	28.610	212.5	9:03:14.743
6	1:32.619	23.633	41.495	27.491	212.5	9:04:47.362
7	1:32.667	23.471	41.343	27.853	213.4	9:06:20.029
8	1:31.681	23.441	40.910	27.330	212.1	9:07:51.710
9	1:31.904	23.452	41.024	27.428	212.5	9:09:23.614
10	1:31.660	23.376	41.020	27.264	213.8	9:10:55.274
11	1:59.249 P	23.684	48.363	47.202	179.1	9:12:54.523

88

Hamda Al Qubaisi

Tatuus F.4 T014 Abarth

R

Abu Dhabi Racing

Lap D	Time	Sector 1	Sector 2	Sector 3	T. Spd	Elapsed
1	8:56:56.573	8:55:40.173	46.307	30.093	179.7	8:56:56.573
2	1:35.872	24.628	42.720	28.524	207.2	8:58:32.445
3	1:34.715	24.866	42.080	27.769	198.1	9:00:07.160
4	1:32.750	23.524	41.237	27.989	214.7	9:01:39.910
5	1:33.716	23.224	42.078	28.414	219.9	9:03:13.626
6	1:32.481	23.673	41.237	27.571	215.1	9:04:46.107
7	1:31.857	23.313	41.013	27.531	215.5	9:06:17.964
8	1:31.775	23.370	40.871	27.534	215.1	9:07:49.739
9	1:32.996	23.401	41.680	27.915	214.7	9:09:22.735
10	1:31.689	23.396	40.873	27.420	215.5	9:10:54.424
11	1:57.838 P	23.868	48.472	45.498	191.4	9:12:52.262

85

Gabriel Bortoleto Oliverira

Tatuus F.4 T014 Abarth

R

Prema Powerteam

Lap D	Time	Sector 1	Sector 2	Sector 3	T. Spd	Elapsed
1	8:56:54.440	8:55:39.396	45.705	29.339	178.2	8:56:54.440
2	1:35.994	24.738	42.924	28.332	194.5	8:58:30.434
3	1:34.451	24.664	42.127	27.660	200.7	9:00:04.885
4	1:31.654	23.341	40.959	27.354	214.2	9:01:36.539
5	1:36.405	23.346	41.651	31.408	215.5	9:03:12.944
6	1:32.403	23.365	41.494	27.544	218.6	9:04:45.347
7	1:31.379	23.195	40.957	27.227	215.1	9:06:16.726
8	1:31.583	23.324	41.033	27.226	214.7	9:07:48.309
9	1:31.362	23.322	40.863	27.177	213.4	9:09:19.671
10	1:31.477	23.284	41.010	27.183	213.8	9:10:51.148
11	1:54.206 P	23.284	50.715	40.207	213.4	9:12:45.354

95

Vlad Lomko

Tatuus F.4 T014 Abarth

R

US Racing

Lap D	Time	Sector 1	Sector 2	Sector 3	T. Spd	Elapsed
1	8:59:57.409	8:58:42.728	44.833	29.848	192.5	8:59:57.409
2	1:36.000	24.587	43.005	28.408	208.4	9:01:33.409
3	1:32.887	23.788	41.470	27.629	211.7	9:03:06.296
4	1:31.898	23.357	41.144	27.397	213.8	9:04:38.194
5	1:31.529	23.345	40.854	27.330	213.4	9:06:09.723
6	1:31.523	23.233	40.849	27.441	214.2	9:07:41.246
7	1:31.368	23.342	40.741	27.285	213.4	9:09:12.614
8	1:31.316	23.245	40.897	27.174	214.2	9:10:43.930
9	2:35.507 P	29.693	1:05.809	1:00.005	130.2	9:13:19.437

86

Bence Valint

Tatuus F.4 T014 Abarth

R

Van Amersfoort Racing

Lap D	Time	Sector 1	Sector 2	Sector 3	T. Spd	Elapsed
1	8:57:00.123	8:55:41.641	47.905	30.577	166.1	8:57:00.123
2	1:40.753	26.073	44.784	29.896	173.3	8:58:40.876
3	1:34.989	24.431	42.392	28.166	208.8	9:00:15.865
4	1:36.044	23.843	43.126	29.075	210.5	9:01:51.909
5	1:32.965	23.743	41.644	27.578	212.1	9:03:24.874
6	1:32.449	23.585	41.373	27.491	211.3	9:04:57.323
7	1:32.743	23.531	41.289	27.923	210.9	9:06:30.066
8	1:32.943	23.745	41.195	28.003	210.9	9:08:03.009
9	1:34.319	23.595	41.903	28.821	210.9	9:09:37.328
10	1:32.420	23.558	41.380	27.482	213.0	9:11:09.748
11	1:59.128 P	24.282	44.703	50.143	210.5	9:13:08.876

87

Oliver Bearman

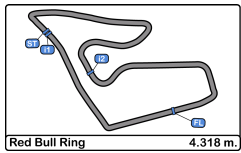
Tatuus F.4 T014 Abarth

R

US Racing

Lap D	Time	Sector 1	Sector 2	Sector 3	T. Spd	Elapsed
1	9:00:59.208	8:59:46.051	44.405	28.752	200.3	9:00:59.208
2	1:41.893	28.258	43.707	29.928	177.9	9:02:41.101
3	1:32.237	23.517	41.171	27.549	213.8	9:04:13.338
4	1:31.747	23.413	40.902	27.432	214.2	9:05:45.085
5	1:31.174	23.272	40.687	27.215	213.8	9:07:16.259
6	1:30.885	23.266	40.368	27.251	214.2	9:08:47.144
7	1:49.298 P	23.165	40.609	45.524	215.5	9:10:36.442



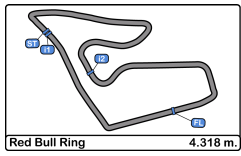


Red Bull Ring
F4 Italian Championship
Qualifying - 2
Best Sectors Results



Sector - 1				Sector - 2				Sector - 3				Ideal Lap vs Best Lap			
Clas	Nº	Driver	Time	Nº	Driver	Time	Nº	Driver	Time	Clas	Nº	Driver	Ideal Lap	Best Lap	Clas
1	51	Francesco Pizzi	23.123	87	Oliver Bearman	40.368	52	Jak Crawford	26.913	1	46	Gabriele Mini	1:30.576	1:30.579	1
2	46	Gabriele Mini	23.150	46	Gabriele Mini	40.420	46	Gabriele Mini	27.006	2	87	Oliver Bearman	1:30.748	1:30.885	3
3	87	Oliver Bearman	23.165	7	Dino Beganovic	40.525	29	Joshua Durksen	27.041	3	52	Jak Crawford	1:30.774	1:30.789	2
4	85	Gabriel Bortoleto	23.195	17	Jonny Edgar	40.563	51	Francesco Pizzi	27.109	4	7	Dino Beganovic	1:30.903	1:30.950	4
5	52	Jak Crawford	23.209	52	Jak Crawford	40.652	17	Jonny Edgar	27.114	5	17	Jonny Edgar	1:30.947	1:31.024	5
6	29	Joshua Durksen	23.217	77	Andrea Rosso	40.711	7	Dino Beganovic	27.121	6	51	Francesco Pizzi	1:30.985	1:31.094	6
7	88	Hamda Al Qubaisi	23.224	95	Vlad Lomko	40.741	35	Guanti Pietro Delli	27.124	7	29	Joshua Durksen	1:31.030	1:31.199	7
8	95	Vlad Lomko	23.233	51	Francesco Pizzi	40.753	6	Sebastian Montoya	27.172	8	95	Vlad Lomko	1:31.148	1:31.316	9
9	48	Jesse Salmenautio	23.252	29	Joshua Durksen	40.772	95	Vlad Lomko	27.174	9	77	Andrea Rosso	1:31.176	1:31.306	8
10	7	Dino Beganovic	23.257	6	Sebastian Montoya	40.784	85	Gabriel Bortoleto	27.177	10	85	Gabriel Bortoleto	1:31.235	1:31.362	10
11	17	Jonny Edgar	23.270	72	Leonardo Fornaroli	40.831	77	Andrea Rosso	27.187	11	6	Sebastian Montoya	1:31.276	1:31.404	12
12	72	Leonardo Fornaroli	23.276	35	Guanti Pietro Delli	40.861	19	Sebastian Ogaard	27.210	12	72	Leonardo Fornaroli	1:31.319	1:31.435	13
13	77	Andrea Rosso	23.278	85	Gabriel Bortoleto	40.863	72	Leonardo Fornaroli	27.212	13	35	Guanti Pietro Delli	1:31.348	1:31.364	11
14	11	Dexter Patterson	23.303	88	Hamda Al Qubaisi	40.871	87	Oliver Bearman	27.215	14	48	Jesse Salmenautio	1:31.442	1:31.619	14
15	71	Josef Knopp	23.305	84	Francesco Simonazzi	40.910	48	Jesse Salmenautio	27.219	15	88	Hamda Al Qubaisi	1:31.515	1:31.689	16
16	6	Sebastian Montoya	23.320	4	Victor Bernier	40.961	21	Axel Gnos	27.232	16	84	Francesco Simonazzi	1:31.550	1:31.660	15
17	4	Victor Bernier	23.331	48	Jesse Salmenautio	40.971	84	Francesco Simonazzi	27.264	17	4	Victor Bernier	1:31.599	1:31.778	18
18	15	Piotr Wisnicki	23.340	15	Piotr Wisnicki	40.973	4	Victor Bernier	27.307	18	15	Piotr Wisnicki	1:31.668	1:31.749	17
19	35	Guanti Pietro Delli	23.363	66	Zdenek Chovanek	41.023	71	Josef Knopp	27.307	19	19	Sebastian Ogaard	1:31.738	1:31.812	19
20	84	Francesco Simonazzi	23.376	11	Dexter Patterson	41.035	13	Jasin Ferati	27.319	20	11	Dexter Patterson	1:31.757	1:31.969	23
21	79	Markogiannis Georgios	23.398	79	Markogiannis Georgios	41.057	79	Markogiannis Georgios	27.353	21	21	Axel Gnos	1:31.770	1:31.912	21
22	19	Sebastian Ogaard	23.424	3	Smal Kyrill	41.087	15	Piotr Wisnicki	27.355	22	79	Markogiannis Georgios	1:31.808	1:31.905	20
23	78	Mateusz Kaprzyk	23.434	21	Axel Gnos	41.100	3	Smal Kyrill	27.417	23	71	Josef Knopp	1:31.891	1:32.004	25
24	66	Zdenek Chovanek	23.437	19	Sebastian Ogaard	41.104	11	Dexter Patterson	27.419	24	66	Zdenek Chovanek	1:31.931	1:31.955	22
25	21	Axel Gnos	23.438	13	Jasin Ferati	41.176	88	Hamda Al Qubaisi	27.420	25	13	Jasin Ferati	1:31.936	1:31.975	24
26	13	Jasin Ferati	23.441	86	Bence Valint	41.195	66	Zdenek Chovanek	27.471	26	3	Smal Kyrill	1:31.998	1:32.078	26
27	8	Cenyu Han	23.476	78	Mateusz Kaprzyk	41.256	86	Bence Valint	27.482	27	86	Bence Valint	1:32.208	1:32.420	28
28	3	Smal Kyrill	23.494	71	Josef Knopp	41.279	27	Sebastian Freymuth	27.548	28	78	Mateusz Kaprzyk	1:32.272	1:32.379	27
29	27	Sebastian Freymuth	23.511	27	Sebastian Freymuth	41.346	8	Cenyu Han	27.581	29	27	Sebastian Freymuth	1:32.405	1:32.439	29
30	86	Bence Valint	23.531	8	Cenyu Han	41.393	78	Mateusz Kaprzyk	27.582	30	8	Cenyu Han	1:32.450	1:32.643	30



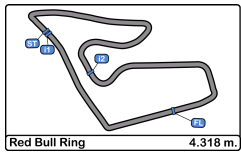


Red Bull Ring
F4 Italian Championship
Qualifying - 2
Best 5 Lap Times



Cls	N°	Driver	Nat	Competitor	Nat	Rookie	Cls	Best 1		Best 2		Best 3		Best 4		Best 5	
								Time	Lap	Time	Lap	Time	Lap	Time	Lap	Time	Lap
1	46	Gabriele Mini	ITA	Prema Powerteam	ITA	R	1	1:30.579	8	1:30.733	7	1:31.083	6	1:31.462	5	1:32.406	4
2	52	Jak Crawford	USA	Van Amersfoort Racing	NLD			1:30.789	8	1:30.987	9	1:31.282	5	1:32.025	4	1:34.701	3
3	87	Oliver Bearman	GBR	US Racing	DEU	R	2	1:30.885	6	1:31.174	5	1:31.747	4	1:32.237	3	1:41.893	2
4	7	Dino Beganovic	SW	Prema Powerteam	ITA	R	3	1:30.950	8	1:31.026	10	1:31.058	7	1:31.165	9	1:31.918	6
5	17	Jonny Edgar	GBR	Van Amersfoort Racing	NLD			1:31.024	7	1:31.131	6	1:31.154	9	1:31.593	5	1:31.613	4
6	51	Francesco Pizzi	ITA	Van Amersfoort Racing	NLD	R	4	1:31.094	9	1:31.360	7	1:31.464	8	1:32.185	5	1:32.388	6
7	29	Joshua Durksen	CZE	BWT Muecke Motorsport	ITA			1:31.199	7	1:31.227	6	1:31.257	8	1:31.452	5	1:33.611	4
8	77	Andrea Rosso	ITA	Cram Motorsport Srl	ITA	R	5	1:31.306	10	1:31.336	8	1:31.348	9	1:31.625	7	1:31.835	4
9	95	Vlad Lomko	RUS	US Racing	DEU	R	6	1:31.316	8	1:31.368	7	1:31.523	6	1:31.529	5	1:31.898	4
10	85	Gabriel Bortoleto	BRA	Prema Powerteam	ITA	R	7	1:31.362	9	1:31.379	7	1:31.477	10	1:31.583	8	1:31.654	4
11	35	Guanti Pietro Delli	ITA	BVM Racing	ITA	R	8	1:31.364	10	1:31.428	9	1:31.577	7	1:31.714	8	1:31.830	6
12	6	Sebastian Montoya	COL	Prema Powerteam	ITA	R	9	1:31.404	9	1:31.419	8	1:31.616	7	1:32.187	5	1:32.265	4
13	72	Leonardo Fornaroli	ITA	Iron Lynx Srl	ITA	R	10	1:31.435	9	1:31.466	8	1:31.506	7	1:32.087	6	1:32.208	5
14	48	Jesse Salmenautio	FIN	Bhaitech Srl	ITA			1:31.619	8	1:31.699	7	1:32.009	6	1:32.199	4	1:32.288	9
15	84	Francesco Simonazzi	ITA	Jenzer Motorsport	CHE	R	11	1:31.660	10	1:31.681	8	1:31.904	9	1:32.619	6	1:32.627	4
16	88	Hamda Al Qubaisi	UAE	Abu Dhabi Racing	UAE	R	12	1:31.689	10	1:31.775	8	1:31.857	7	1:32.481	6	1:32.750	4
17	15	Piotr Wisnicki	POL	Jenzer Motorsport	CHE	R	13	1:31.749	9	1:31.896	10	1:32.058	8	1:32.213	7	1:32.464	5
18	4	Victor Bernier	FRA	R-Ace GP	ITA			1:31.778	9	1:31.838	5	1:31.906	6	1:31.908	8	1:32.037	10
19	19	Sebastian Ogaard	DNK	Bhaitech Srl	ITA	R	14	1:31.812	7	1:31.942	9	1:32.158	8	1:32.176	6	1:32.492	4
20	79	Markogiannis Georgios	GRE	Cram Motorsport Srl	ITA	R	15	1:31.905	9	1:31.965	7	1:32.091	8	1:32.232	6	1:32.308	10
21	21	Axel Gnos	CHE	G4 Racing	CHE			1:31.912	9	1:31.916	6	1:31.926	10	1:32.006	7	1:32.007	5
22	66	Zdenek Chovanek	CZE	Bhaitech Srl	ITA	R	16	1:31.955	8	1:32.260	7	1:32.868	6	1:36.381	4	1:38.078	5
23	11	Dexter Patterson	GBR	Bhaitech Srl	ITA	R	17	1:31.969	8	1:32.193	9	1:32.554	10	1:32.719	6	1:32.730	5
24	13	Jasin Ferati	CHE	Jenzer Motorsport	CHE	R	18	1:31.975	8	1:32.170	10	1:32.297	7	1:32.419	5	1:32.472	6
25	71	Josef Knopp	DEU	BWT Muecke Motorsport	ITA	R	19	1:32.004	8	1:32.163	7	1:32.267	5	1:32.466	6	1:34.824	4
26	3	Smal Kyrill	RUS	R-Ace GP	ITA			1:32.078	9	1:32.294	8	1:32.324	7	1:33.093	5	1:33.231	6
27	78	Mateusz Kaprzyk	POL	Cram Motorsport Srl	ITA	R	20	1:32.379	8	1:32.632	9	1:32.683	7	1:32.920	10	1:33.163	5
28	86	Bence Valint	HUN	Van Amersfoort Racing	NLD	R	21	1:32.420	10	1:32.449	6	1:32.743	7	1:32.943	8	1:32.965	5
29	27	Sebastian Freymuth	DEU	AS Motorsport	SVN			1:32.439	6	1:32.552	9	1:33.083	5	1:33.578	4	1:36.243	3
30	8	Cenyu Han	CHN	Van Amersfoort Racing	NLD	R	22	1:32.643	10	1:32.854	9	1:33.146	8	1:33.230	4	1:33.231	6

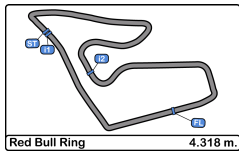




Red Bull Ring
F4 Italian Championship
Qualifying - 2
Best 5 Top Speeds



Cls	N°	Driver	Nat	Competitor	Nat	Rookie	Cls	Top 1		Top 2		Top 3		Top 4		Top 5		Avg
								Km/h	Lap	Km/h	Lap	Km/h	Lap	Km/h	Lap	Km/h	Lap	
1	88	Hamda Al Qubaisi	UAE	Abu Dhabi Racing	UAE	R	1	219.9	5	215.5	7	215.5	10	215.1	6	215.1	8	216.2
2	79	Markogiannis Georgios	GRE	Cram Motorsport Srl	ITA	R	2	218.6	5	217.3	4	214.7	10	214.2	6	214.2	7	215.8
3	85	Gabriel Bortoleto Oliverira	BRA	Prema Powerteam	ITA	R	3	218.6	6	215.5	5	215.1	7	214.7	8	214.2	4	215.6
4	51	Francesco Pizzi	ITA	Van Amersfoort Racing	NLD	R	4	218.1	8	217.7	6	216.4	5	216.4	7	215.1	9	216.7
5	11	Dexter Patterson	GBR	Bhaitech Srl	ITA	R	5	217.7	7	214.7	4	214.2	10	213.8	5	213.4	6	214.8
6	71	Josef Knopp	DEU	BWT Muecke Motorsport	ITA	R	6	217.3	6	216.4	5	214.2	3	214.2	7	214.2	8	215.3
7	48	Jesse Salmenautio	FIN	Bhaitech Srl	ITA			216.8	4	215.1	7	215.1	8	215.1	9	213.8	6	215.2
8	8	Cenyu Han	CHN	Van Amersfoort Racing	NLD	R	7	216.4	5	216.0	6	214.2	4	212.1	10	211.7	7	214.1
9	46	Gabriele Mini	ITA	Prema Powerteam	ITA	R	8	216.4	4	215.1	8	215.1	9	214.7	7	214.2	5	215.1
10	7	Dino Beganovic	SW	Prema Powerteam	ITA	R	9	216.0	6	214.7	7	214.7	8	214.2	9	213.8	4	214.7
11	15	Piotr Wisnicki	POL	Jenzer Motorsport	CHE	R	10	216.0	5	215.1	6	215.1	10	213.8	7	213.8	9	214.8
12	72	Leonardo Fornaroli	ITA	Iron Lynx Srl	ITA	R	11	215.5	6	214.2	7	214.2	8	213.8	9	213.0	5	214.2
13	87	Oliver Bearman	GBR	US Racing	DEU	R	12	215.5	7	214.2	4	214.2	6	213.8	3	213.8	5	214.3
14	66	Zdenek Chovanek	CZE	Bhaitech Srl	ITA	R	13	215.1	6	213.0	8	213.0	9	212.5	7	206.8	5	212.1
15	77	Andrea Rosso	ITA	Cram Motorsport Srl	ITA	R	14	215.1	4	215.1	9	214.7	3	214.2	5	214.2	8	214.7
16	29	Joshua Durksen	CZE	BWT Muecke Motorsport	ITA			214.7	7	214.7	8	214.2	3	213.8	5	213.8	6	214.2
17	6	Sebastian Montoya	COL	Prema Powerteam	ITA	R	15	214.2	4	213.8	5	213.8	6	213.4	7	213.4	8	213.7
18	21	Axel Gnos	CHE	G4 Racing	CHE			214.2	4	213.4	5	213.4	6	213.4	7	213.4	9	213.6
19	52	Jak Crawford	USA	Van Amersfoort Racing	NLD			214.2	9	213.0	5	213.0	6	213.0	8	212.5	4	213.1
20	95	Vlad Lomko	RUS	US Racing	DEU	R	16	214.2	6	214.2	8	213.8	4	213.4	5	213.4	7	213.8
21	13	Jasin Ferati	CHE	Jenzer Motorsport	CHE	R	17	213.8	10	213.4	9	213.0	6	212.5	8	212.1	5	213.0
22	17	Jonny Edgar	GBR	Van Amersfoort Racing	NLD			213.8	5	213.4	4	213.0	6	213.0	7	213.0	8	213.2
23	27	Sebastian Freymuth	DEU	AS Motorsport	SVN			213.8	4	213.8	5	213.4	6	213.4	7	213.4	8	213.6
24	78	Mateusz Kaprzyk	POL	Cram Motorsport Srl	ITA	R	18	213.8	5	213.8	7	213.4	4	213.0	8	212.5	9	213.3
25	84	Francesco Simonazzi	ITA	Jenzer Motorsport	CHE	R	19	213.8	10	213.4	7	212.5	5	212.5	6	212.5	9	213.0
26	4	Victor Bernier	FRA	R-Ace GP	ITA			213.4	4	213.4	8	213.0	5	212.5	6	212.5	9	213.0
27	35	Guanti Pietro Delli	ITA	BVM Racing	ITA	R	20	213.0	10	212.1	5	212.1	9	211.7	4	211.3	6	212.0
28	86	Bence Valint	HUN	Van Amersfoort Racing	NLD	R	21	213.0	10	212.1	5	211.3	6	210.9	7	210.9	8	211.6
29	19	Sebastian Ogaard	DNK	Bhaitech Srl	ITA	R	22	212.5	4	212.1	6	212.1	7	211.3	5	210.5	8	211.7
30	3	Smal Kyrill	RUS	R-Ace GP	ITA			211.3	4	211.3	5	211.3	6	211.3	8	211.3	10	211.3

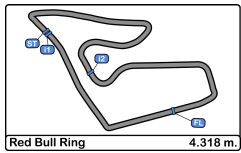


Red Bull Ring
F4 Italian Championship
Qualifying - 2
Fastest Laps Sequence



Lap	Time of Day	Session Time	Nº	Driver	Nat	Competitor	Nat	Rookie	Time	Km/h
2	8:58:28.316	3:28.316	7	Dino Beganovic	SWE	Prema Powerteam	ITA	R	1:37.974	158.6
2	8:58:30.434	3:30.434	85	Gabriel Bortoleto Oliverir	BRA	Prema Powerteam	ITA	R	1:35.994	161.9
2	8:58:32.445	3:32.445	88	Hamda Al Qubaisi	UAE	Abu Dhabi Racing	UAE	R	1:35.872	162.1
2	8:59:28.966	4:28.966	48	Jesse Salmenautio	FIN	Bhaitech Srl	ITA		1:35.369	162.9
3	9:00:02.413	5:02.413	7	Dino Beganovic	SWE	Prema Powerteam	ITA	R	1:34.097	165.1
3	9:00:08.707	5:08.707	84	Francesco Simonazzi	ITA	Jenzer Motorsport	CHE	R	1:33.674	165.9
3	9:00:19.276	5:19.276	77	Andrea Rosso	ITA	Cram Motorsport Srl	ITA	R	1:33.501	166.2
4	9:01:35.362	6:35.362	7	Dino Beganovic	SWE	Prema Powerteam	ITA	R	1:32.949	167.2
4	9:01:36.539	6:36.539	85	Gabriel Bortoleto Oliverir	BRA	Prema Powerteam	ITA	R	1:31.654	169.6
4	9:02:32.492	7:32.492	17	Jonny Edgar	GBR	Van Amersfoort Racing	NLD		1:31.613	169.6
5	9:04:02.459	9:02.459	52	Jak Crawford	USA	Van Amersfoort Racing	NLD		1:31.282	170.2
6	9:05:35.216	10:35.216	17	Jonny Edgar	GBR	Van Amersfoort Racing	NLD		1:31.131	170.5
6	9:06:14.511	11:14.511	46	Gabriele Mini	ITA	Prema Powerteam	ITA	R	1:31.083	170.6
7	9:06:15.541	11:15.541	7	Dino Beganovic	SWE	Prema Powerteam	ITA	R	1:31.058	170.7
7	9:07:06.240	12:06.240	17	Jonny Edgar	GBR	Van Amersfoort Racing	NLD		1:31.024	170.7
7	9:07:45.244	12:45.244	46	Gabriele Mini	ITA	Prema Powerteam	ITA	R	1:30.733	171.3
8	9:09:15.823	14:15.823	46	Gabriele Mini	ITA	Prema Powerteam	ITA	R	1:30.579	171.6

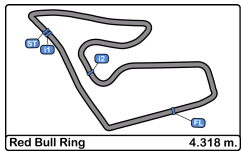




Red Bull Ring
F4 Italian Championship
Qualifying - 2
Event Best Maximum Speed

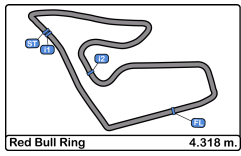


N°	Driver	Nat	Competitor	Nat	Rookie	Km/h	Session
88	Hamda Al Qubaisi	UAE	Abu Dhabi Racing	UAE	R	219.9	Qualifying - 2
77	Andrea Rosso	ITA	Cram Motorsport Srl	ITA	R	219.5	Qualifying - 1
46	Gabriele Mini	ITA	Prema Powerteam	ITA	R	218.6	Qualifying - 1
79	Markogiannis Georgios	GRE	Cram Motorsport Srl	ITA	R	218.6	Qualifying - 2
85	Gabriel Bortoleto Oliver	BRA	Prema Powerteam	ITA	R	218.6	Qualifying - 2
51	Francesco Pizzi	ITA	Van Amersfoort Racing	NLD	R	218.1	Qualifying - 2
29	Joshua Durksen	CZE	BWT Muecke Motorsport	ITA		217.7	Free Practice - 1
72	Leonardo Fornaroli	ITA	Iron Lynx Srl	ITA	R	217.7	Qualifying - 1
11	Dexter Patterson	GBR	Bhaitech Srl	ITA	R	217.7	Qualifying - 2
71	Josef Knopp	DEU	BWT Muecke Motorsport	ITA	R	217.3	Qualifying - 2
48	Jesse Salmenautio	FIN	Bhaitech Srl	ITA		216.8	Qualifying - 2
87	Oliver Bearman	GBR	US Racing	DEU	R	216.4	Qualifying - 1
8	Cenyu Han	CHN	Van Amersfoort Racing	NLD	R	216.4	Qualifying - 2
52	Jak Crawford	USA	Van Amersfoort Racing	NLD		216.0	Free Practice - 1
4	Victor Bernier	FRA	R-Ace GP	ITA		216.0	Free Practice - 1
78	Mateusz Kaprzyk	POL	Cram Motorsport Srl	ITA	R	216.0	Qualifying - 1
95	Vlad Lomko	RUS	US Racing	DEU	R	216.0	Qualifying - 1
15	Piotr Wisnicki	POL	Jenzer Motorsport	CHE	R	216.0	Qualifying - 2
7	Dino Beganovic	SWE	Prema Powerteam	ITA	R	216.0	Qualifying - 2
84	Francesco Simonazzi	ITA	Jenzer Motorsport	CHE	R	215.5	Free Practice - 2
21	Axel Gnos	CHE	G4 Racing	CHE		215.5	Free Practice - 2
6	Sebastian Montoya	COL	Prema Powerteam	ITA	R	215.5	Qualifying - 1
17	Jonny Edgar	GBR	Van Amersfoort Racing	NLD		215.1	Free Practice - 1
66	Zdenek Chovanek	CZE	Bhaitech Srl	ITA	R	215.1	Qualifying - 2
13	Jasin Ferati	CHE	Jenzer Motorsport	CHE	R	214.7	Free Practice - 2
19	Sebastian Ogaard	DNK	Bhaitech Srl	ITA	R	214.2	Free Practice - 1
35	Guanti Pietro Delli	ITA	BVM Racing	ITA	R	213.8	Qualifying - 1
27	Sebastian Freymuth	DEU	AS Motorsport	SVN		213.8	Qualifying - 2
86	Bence Valint	HUN	Van Amersfoort Racing	NLD	R	213.0	Qualifying - 2
3	Smal Kyrill	RUS	R-Ace GP	ITA		212.5	Qualifying - 1



Red Bull Ring
F4 Italian Championship
Qualifying - 2
Pit Stop Analysis

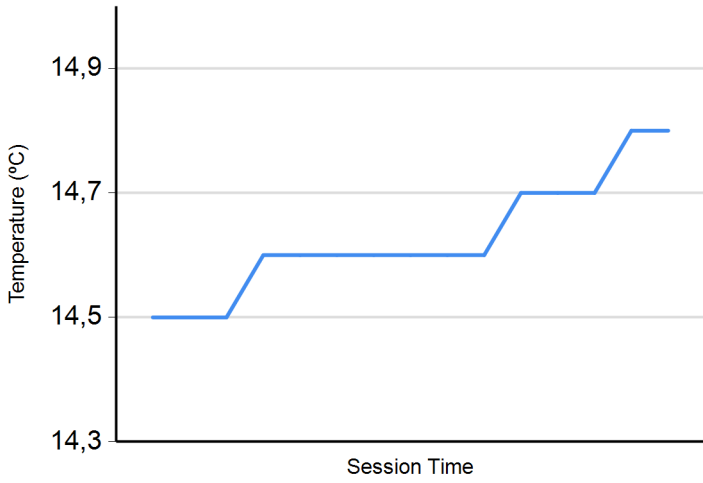




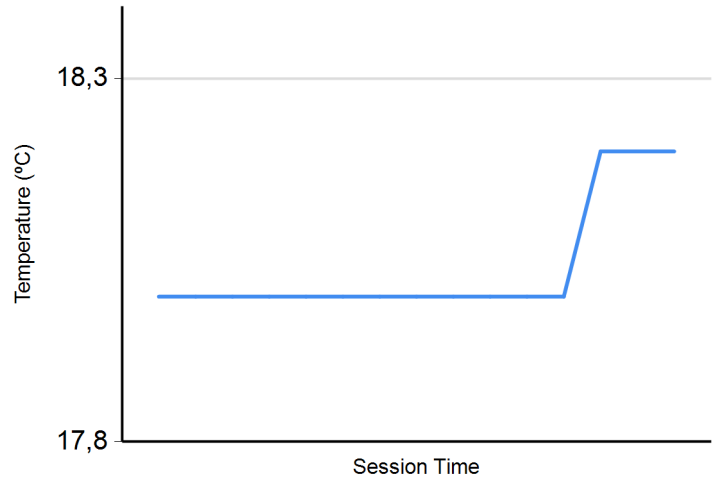
Red Bull Ring
F4 Italian Championship
Qualifying - 2
Weather Report



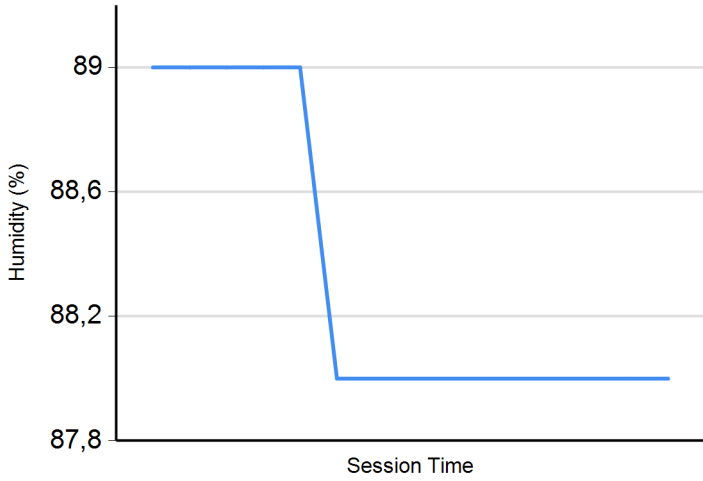
Air Temperature



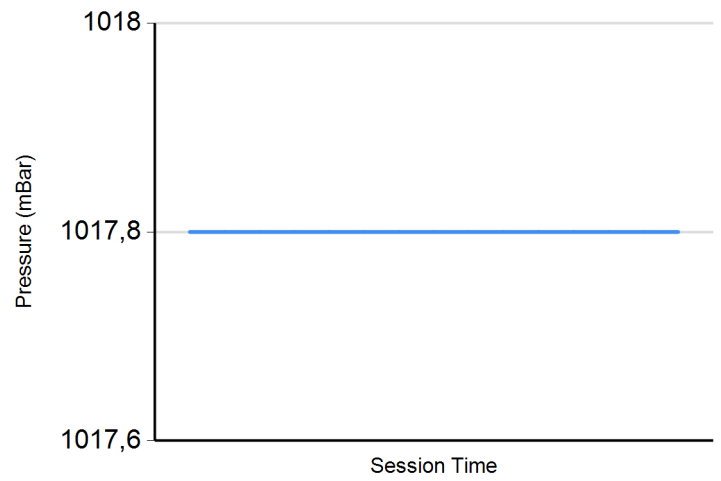
Track Temperature



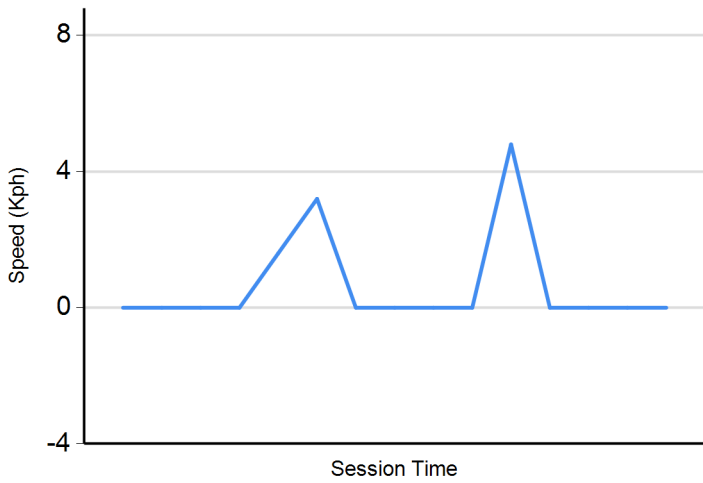
Humidity



Pressure

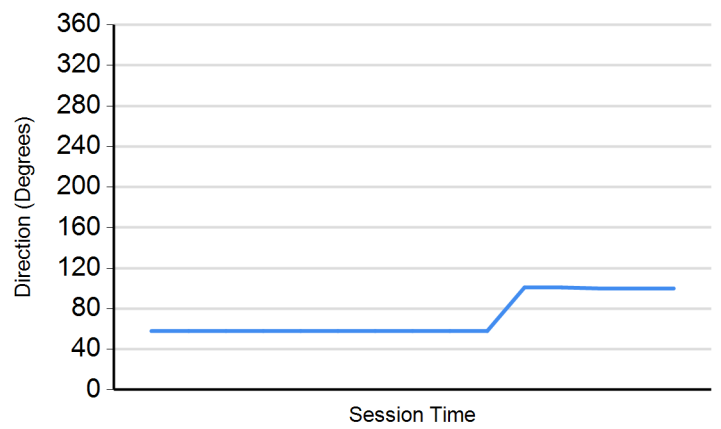


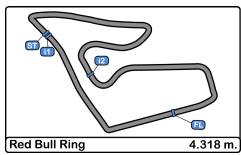
Wind Speed



Wind direction

North = 0°/360° Est = 90° South = 180° West = 270°






Red Bull Ring
F4 Italian Championship
Qualifying 1-2
Provisional 2 Fastest Lap Results

Cls	N°	Driver	Nat	Competitor	Nat	Rookie	Cls	Laps	Qualifying - 1	Qualifying - 2	Best	Gap	Interval	Km/h		
1	46	Gabriele Mini	ITA	Prema Powerteam	ITA	R	1	19	1:31.164	9	1:30.733	8	1:30.733	171.3		
2	52	Jak Crawford	USA	Van Amersfoort Racing	NLD			20	1:31.293	8	1:30.987	8	1:30.987	0.254	0.254	170.8
3	7	Dino Beganovic	SW	Prema Powerteam	ITA	R	2	21	1:31.555	9	1:31.026	8	1:31.026	0.293	0.039	170.7
4	17	Jonny Edgar	GBR	Van Amersfoort Racing	NLD			19	1:31.610	9	1:31.131	7	1:31.131	0.398	0.105	170.5
5	29	Joshua Durksen	CZE	BWT Muecke Motorsport	ITA			17	1:31.137	6	1:31.227	7	1:31.137	0.404	0.006	170.5
6	87	Oliver Bearman	GBR	US Racing	DEU	R	3	16	1:31.793	8	1:31.174	6	1:31.174	0.441	0.037	170.4
7	77	Andrea Rosso	ITA	Cram Motorsport Srl	ITA	R	4	22	1:32.227	9	1:31.336	10	1:31.336	0.603	0.162	170.1
8	51	Francesco Pizzi	ITA	Van Amersfoort Racing	NLD	R	5	20	1:31.340	8	1:31.360	9	1:31.340	0.607	0.004	170.1
9	95	Vlad Lomko	RUS	US Racing	DEU	R	6	19	1:32.100	9	1:31.368	8	1:31.368	0.635	0.028	170.1
10	85	Gabriel Bortoleto	BRA	Prema Powerteam	ITA	R	7	22	1:31.499	10	1:31.379	9	1:31.379	0.646	0.011	170.1
11	6	Sebastian Montoya	COL	Prema Powerteam	ITA	R	8	19	1:32.242	8	1:31.419	9	1:31.419	0.686	0.040	170.0
12	35	Guanti Pietro Delli	ITA	BVM Racing	ITA	R	9	21	1:31.959	9	1:31.428	10	1:31.428	0.695	0.009	170.0
13	72	Leonardo Fornaroli	ITA	Iron Lynx Srl	ITA	R	10	21	1:32.665	10	1:31.466	9	1:31.466	0.733	0.038	169.9
14	84	Francesco Simonazzi	ITA	Jenzer Motorsport	CHE	R	11	22	1:32.485	9	1:31.681	10	1:31.681	0.948	0.215	169.5
15	48	Jesse Salmenautio	FIN	Bhaitech Srl	ITA			20	1:32.065	9	1:31.699	8	1:31.699	0.966	0.018	169.5
16	88	Hamda Al Qubaisi	UAE	Abu Dhabi Racing	UAE	R	12	22	1:32.146	9	1:31.775	10	1:31.775	1.042	0.076	169.3
17	4	Victor Bernier	FRA	R-Ace GP	ITA			21	1:32.196	9	1:31.838	9	1:31.838	1.105	0.063	169.2
18	15	Piotr Wisnicki	POL	Jenzer Motorsport	CHE	R	13	22	1:32.772	10	1:31.896	9	1:31.896	1.163	0.058	169.1
19	21	Axel Gnos	CHE	G4 Racing	CHE			21	1:32.880	9	1:31.916	9	1:31.916	1.183	0.020	169.1
20	19	Sebastian Ogaard	DNK	Bhaitech Srl	ITA	R	14	20	1:32.593	9	1:31.942	7	1:31.942	1.209	0.026	169.0
21	79	Markogiannis Georgios	GRE	Cram Motorsport Srl	ITA	R	15	21	1:33.348	7	1:31.965	9	1:31.965	1.232	0.023	169.0
22	71	Josef Knopp	DEU	BWT Muecke Motorsport	ITA	R	16	18	1:32.520	8	1:32.163	8	1:32.163	1.430	0.198	168.6
23	13	Jasin Ferati	CHE	Jenzer Motorsport	CHE	R	17	22	1:32.654	8	1:32.170	8	1:32.170	1.437	0.007	168.6
24	11	Dexter Patterson	GBR	Bhaitech Srl	ITA	R	18	21	1:32.576	8	1:32.193	8	1:32.193	1.460	0.023	168.6
25	66	Zdenek Chovanek	CZE	Bhaitech Srl	ITA	R	19	19	1:32.538	8	1:32.260	8	1:32.260	1.527	0.067	168.4
26	3	Smal Kyrill	RUS	R-Ace GP	ITA			20	1:32.875	9	1:32.294	9	1:32.294	1.561	0.034	168.4
27	86	Bence Valint	HUN	Van Amersfoort Racing	NLD	R	20	21	1:33.242	8	1:32.449	10	1:32.449	1.716	0.155	168.1
28	27	Sebastian Freymuth	DEU	AS Motorsport	SVN			20	1:33.125	9	1:32.552	6	1:32.552	1.819	0.103	167.9
29	78	Mateusz Kaprzyk	POL	Cram Motorsport Srl	ITA	R	21	21	1:32.713	9	1:32.632	8	1:32.632	1.899	0.080	167.8
30	8	Cenyu Han	CHN	Van Amersfoort Racing	NLD	R	22	21	1:32.917	7	1:32.854	10	1:32.854	2.121	0.222	167.4

Published at:.....

Stewards:	Race Director:	Timekeeper: 
------------------	-----------------------	---

