

# ACI Racing Weekend Mugello 01-04 Ottobre 2020

## Italian F4 Championship Powered by Abarth - Results FP 2

Aut. Int. Mugello Auto 5.245 m

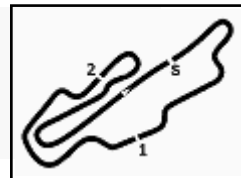
No.	Driver	Nat	Entrant	Team	Car	Class	Time	Gap	Rel.	Laps
1	<b>85 BORTOLETO OLIVEIRA</b> Gabriel	BRA	Prema Powerteam	Prema Powerteam	Tatuus F4 T-014 Abarth	R	<b>1'47.728</b>			15
2	<b>46 MINI</b> Gabriele	ITA	Prema Powerteam	Prema Powerteam	Tatuus F4 T-014 Abarth	R	<b>1'47.742</b>	0.014	0.014	16
3	<b>17 EDGAR</b> Jonny	GBR	Van Amersfoort Racing	Van Amersfoort Racing	Tatuus F4 T-014 Abarth	R	<b>1'47.768</b>	0.040	0.026	18
4	<b>7 BEGANOVIC</b> Dino	SWE	Prema Powerteam	Prema Powerteam	Tatuus F4 T-014 Abarth	R	<b>1'47.999</b>	0.271	0.231	15
5	<b>51 PIZZI</b> Francesco	ITA	Van Amersfoort Racing	Van Amersfoort Racing	Tatuus F4 T-014 Abarth	R	<b>1'48.123</b>	0.395	0.124	17
6	<b>6 MONTOYA</b> Sebastian	COL	Prema Powerteam	Prema Powerteam	Tatuus F4 T-014 Abarth	R	<b>1'48.266</b>	0.538	0.143	16
7	<b>84 SIMONAZZI</b> Francesco	ITA	BVM Racing	BVM Technorace	Tatuus F4 T-014 Abarth	R	<b>1'48.334</b>	0.606	0.068	17
8	<b>14 UGRAN</b> Filip	ROU	Jenzer Motorsport	Jenzer Motorsport	Tatuus F4 T-014 Abarth	R	<b>1'48.389</b>	0.661	0.055	16
9	<b>35 DELLI GUANTI</b> Pietro	ITA	BVM Racing	BVM Technorace	Tatuus F4 T-014 Abarth	R	<b>1'48.397</b>	0.669	0.008	15
10	<b>72 FORNAROLI</b> Leonardo	ITA	Iron Lynx	Iron Lynx	Tatuus F4 T-014 Abarth	R	<b>1'48.406</b>	0.678	0.009	17
11	<b>3 SMAL</b> Kyrill	RUS	Prema Powerteam	Prema Powerteam	Tatuus F4 T-014 Abarth	R	<b>1'48.468</b>	0.740	0.062	16
12	<b>77 ROSSO</b> Andrea	ITA	Cram Motorsport	Cram Motorsport	Tatuus F4 T-014 Abarth	R	<b>1'48.526</b>	0.798	0.058	19
13	<b>28 BRASCHI</b> Francesco	ITA	Jenzer Motorsport	Jenzer Motorsport	Tatuus F4 T-014 Abarth	R	<b>1'48.535</b>	0.807	0.009	18
14	<b>48 SALMENAUTIO</b> Jesse	FIN	Bhaitech	Bhaitech	Tatuus F4 T-014 Abarth	R	<b>1'48.710</b>	0.982	0.175	17
15	<b>31 BARNARD</b> Taylor	GBR	AKM Motorsport	AKM Motorsport	Tatuus F4 T-014 Abarth	R	<b>1'49.061</b>	1.333	0.351	19
16	<b>13 FERATI</b> Jasin	CHE	Jenzer Motorsport	Jenzer Motorsport	Tatuus F4 T-014 Abarth	R	<b>1'49.101</b>	1.373	0.040	12
17	<b>88 AL QUBAISI</b> Hamda	UAE	Abu Dhabi Racing	Abu Dhabi Racing	Tatuus F4 T-014 Abarth	R	<b>1'49.292</b>	1.564	0.191	17
18	<b>86 VALINT</b> Bence	HUN	Van Amersfoort Racing	Van Amersfoort Racing	Tatuus F4 T-014 Abarth	R	<b>1'49.339</b>	1.611	0.047	16
19	<b>21 GNOS</b> Axel	CHE	G4 Racing	G4 Racing	Tatuus F4 T-014 Abarth	R	<b>1'49.364</b>	1.636	0.025	16
20	<b>52 CRAWFORD</b> Jak	USA	Van Amersfoort Racing	Van Amersfoort Racing	Tatuus F4 T-014 Abarth	R	<b>1'49.462</b>	1.734	0.098	17
21	<b>68 RAMOS REYNOSO</b> Santiago	MEX	Jenzer Motorsport	Jenzer Motorsport	Tatuus F4 T-014 Abarth	R	<b>1'49.697</b>	1.969	0.235	14
22	<b>66 CHOVANEC</b> Zdenek	CZE	Bhaitech	Bhaitech	Tatuus F4 T-014 Abarth	R	<b>1'49.715</b>	1.987	0.018	15
23	<b>8 CENYU</b> Han	CHN	Van Amersfoort Racing	Van Amersfoort Racing	Tatuus F4 T-014 Abarth	R	<b>1'49.721</b>	1.993	0.006	17
24	<b>27 FREYMUTH</b> Sebastian	DEU	AS Motorsport	AS Motorsport	Tatuus F4 T-014 Abarth	R	<b>1'49.732</b>	2.004	0.011	18
25	<b>19 OGAARD</b> Sebastian	DEN	Bhaitech	Bhaitech	Tatuus F4 T-014 Abarth	R	<b>1'49.804</b>	2.076	0.072	17
26	<b>11 PATTERSON</b> Dexter Macham	GBR	Bhaitech	Bhaitech	Tatuus F4 T-014 Abarth	R	<b>1'50.230</b>	2.502	0.426	15
27	<b>76 CATINO</b> Vittorio	ITA	Cram Motorsport	Cram Motorsport	Tatuus F4 T-014 Abarth	R	<b>1'50.233</b>	2.505	0.003	17
28	<b>15 WISNICKI</b> Piotr	POL	Jenzer Motorsport	Jenzer Motorsport	Tatuus F4 T-014 Abarth	R	<b>1'50.529</b>	2.801	0.296	11
29	<b>9 PATRESE</b> Lorenzo	ITA	AKM Motorsport	AKM Motorsport	Tatuus F4 T-014 Abarth	R	<b>1'51.062</b>	3.334	0.533	10

Humidity:	64%	AIR	20°C
Condition:	DRY	Temp:	23°C

Race Director : Alessandro Ferrari

Clerk of the Course : Antonio Canu

Start	End
02/10/2020 14:19	15:02



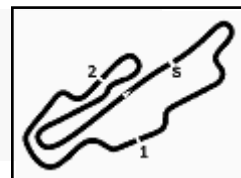
## ACI Racing Weekend Mugello 01-04 Ottobre 2020

### Italian F4 Championship Powered by Abarth - Ideal Times FP 2

Aut. Int. Mugello Auto 5.245 m

No. Driver	Car	Seg. 1 Diff. 1	Seg. 2 Diff. 2	Seg. 3 Diff. 3	Ideal Time		
					Best Lap	Pos.	Diff.
1 17 EDGAR J. (GBR)	Tatuus F4 T-014 Abarth	36.677	31.859 +0.296	38.936	1'47.472 1'47.768	3	0.296
2 46 MINI G. (ITA)	Tatuus F4 T-014 Abarth	36.959 +0.191	31.749	38.843	1'47.551 1'47.742	2	0.191
3 85 BORTOLETO OLIVEIRA	Tatuus F4 T-014 Abarth	36.761	31.950	39.017	1'47.728 1'47.728	1	
4 51 PIZZI F. (ITA)	Tatuus F4 T-014 Abarth	36.926 +0.223	32.043	38.828 +0.103	1'47.797 1'48.123	5	0.326
5 7 BEGANOVIC D. (SWE)	Tatuus F4 T-014 Abarth	36.959 +0.129	31.836	39.075	1'47.870 1'47.999	4	0.129
6 35 DELLI GUANTI P. (ITA)	Tatuus F4 T-014 Abarth	37.094 +0.017	32.062 +0.052	39.051 +0.121	1'48.207 1'48.397	9	0.190
7 6 MONTOYA S. (COL)	Tatuus F4 T-014 Abarth	37.081	32.175	39.010	1'48.266 1'48.266	6	
8 84 SIMONAZZI F. (ITA)	Tatuus F4 T-014 Abarth	37.127	31.978	39.164 +0.065	1'48.269 1'48.334	7	0.065
9 3 SMAL K. (RUS)	Tatuus F4 T-014 Abarth	37.201 +0.195	31.887	39.185	1'48.273 1'48.468	11	0.195
10 72 FORNAROLI L. (ITA)	Tatuus F4 T-014 Abarth	37.116	31.969 +0.089	39.204 +0.028	1'48.289 1'48.406	10	0.117
11 14 UGRAN F. (ROU)	Tatuus F4 T-014 Abarth	37.244	32.213	38.852 +0.080	1'48.309 1'48.389	8	0.080
12 77 ROSSO A. (ITA)	Tatuus F4 T-014 Abarth	37.230 +0.039	32.039 +0.001	39.169 +0.048	1'48.438 1'48.526	12	0.088
13 28 BRASCHI F. (ITA)	Tatuus F4 T-014 Abarth	37.169	32.155	39.119 +0.092	1'48.443 1'48.535	13	0.092
14 48 SALMENAUTIO J. (FIN)	Tatuus F4 T-014 Abarth	37.149 +0.039	32.363	39.159	1'48.671 1'48.710	14	0.039
15 31 BARNARD T. (GBR)	Tatuus F4 T-014 Abarth	37.384 +0.061	32.164	39.335 +0.117	1'48.883 1'49.061	15	0.178
16 88 AL QUBAISI H. (UAE)	Tatuus F4 T-014 Abarth	37.230	32.321	39.438 +0.303	1'48.989 1'49.292	17	0.303
17 13 FERATI J. (CHE)	Tatuus F4 T-014 Abarth	37.284	32.383	39.344 +0.090	1'49.011 1'49.101	16	0.090
18 52 CRAWFORD J. (USA)	Tatuus F4 T-014 Abarth	37.506 +0.247	32.362 +0.188	39.159	1'49.027 1'49.462	20	0.435
19 21 GNOS A. (CHE)	Tatuus F4 T-014 Abarth	37.395	32.338 +0.034	39.486 +0.111	1'49.219 1'49.364	19	0.145
20 86 VALINT B. (HUN)	Tatuus F4 T-014 Abarth	37.459 +0.040	32.388	39.452	1'49.299 1'49.339	18	0.040
21 8 CENYU H. (CHN)	Tatuus F4 T-014 Abarth	37.503 +0.080	32.433	39.541 +0.164	1'49.477 1'49.721	23	0.244
22 27 FREYMUTH S. (DEU)	Tatuus F4 T-014 Abarth	37.466 +0.249	32.533	39.484	1'49.483 1'49.732	24	0.249
23 19 OGAARD S. (DEN)	Tatuus F4 T-014 Abarth	37.451 +0.265	32.598	39.490	1'49.539 1'49.804	25	0.265
24 68 RAMOS REYNOSO S. ( )	Tatuus F4 T-014 Abarth	37.629 +0.062	32.409	39.597	1'49.635 1'49.697	21	0.062
25 66 CHOVANEC Z. (CZE)	Tatuus F4 T-014 Abarth	37.474 +0.036	32.571	39.594 +0.040	1'49.639 1'49.715	22	0.076
26 76 CATINO V. (ITA)	Tatuus F4 T-014 Abarth	37.606	32.663 +0.104	39.527 +0.333	1'49.796 1'50.233	27	0.437
27 11 PATTERSON D. (GBR)	Tatuus F4 T-014 Abarth	37.739 +0.039	32.748 +0.021	39.683	1'50.170 1'50.230	26	0.060
28 15 WISNICKI P. (POL)	Tatuus F4 T-014 Abarth	37.810 +0.174	32.969 +0.016	39.560	1'50.339 1'50.529	28	0.190
29 9 PATRESE L. (ITA)	Tatuus F4 T-014 Abarth	38.127 +0.185	32.936	39.814	1'50.877 1'51.062	29	0.185
<b>Overall Ideal Time</b>		36.677	36.677	31.749 38.828	1'47.254		

02/10/2020



ACI Racing Weekend Mugello 01-04 Ottobre 2020  
Italian F4 Championship Powered by Abarth - Analysis FP 2

Aut. Int. Mugello Auto 5.245 m

1 / 5

3 K. SMAL (1'48.468)

Lap	Seg.1	Seg.2	Seg.3	Lap Time	km/h	Local Time
1	45.398	35.806	2'01.428	3'22.632P	155,0	14:20'12.761
2	41.780			1'48.111P	162,9	14:25'23.504
3	41.283	33.527	42.533	1'57.343P	163,6	14:27'20.847
4	37.969	32.567	39.420	1'49.956	223,6	14:29'10.803
5	38.119	32.586	39.629	1'50.334	225,5	14:31'01.137
6	37.774	32.369	39.638	1'49.781	225,0	14:32'50.918
7	37.748	33.367	4'39.320	5'50.435P	225,5	14:38'41.353
8	52.129	39.005	44.444	2'15.578P	151,3	14:40'56.931
9	40.264	34.366	39.600	1'54.230	215,6	14:42'51.161
10	37.542	32.912	40.598	1'51.052	226,9	14:44'42.213
11	37.201	32.256	39.483	1'48.940	227,8	14:46'31.153
12	40.363	38.433	39.411	1'58.207	226,9	14:48'29.360
13	37.396	31.887	39.185	1'48.468	225,5	14:50'17.828
14	37.354	33.750	5'02.894	6'13.998P	229,3	14:56'31.826
15	1'10.634	34.272	39.763	2'24.669P	104,0	14:58'56.495
16	37.483	32.263	39.488	1'49.234	225,0	15:00'45.729

1	53.367	46.237	49.212	2'28.816P	138,3	14:22'20.534
2	45.458	39.604	42.941	2'08.003	192,2	14:24'57.353
3	41.352	36.202	40.230	1'57.784	203,4	14:26'55.137
4	37.981	33.620	40.028	1'51.629	223,1	14:28'46.766
5	37.583	32.433	39.705	1'49.721	223,6	14:30'36.487
6	37.670	33.334	39.940	1'50.944	224,5	14:32'27.431
7	37.789	32.659	39.848	1'50.296	223,1	14:34'17.727
8	37.695	32.499	39.704	1'49.898	225,5	14:36'07.625
9	37.503	33.216	5'11.948	6'22.667P	225,5	14:42'30.292
10	55.367	33.790	40.222	2'09.379P	152,3	14:44'39.671
11	37.942	32.832	41.264	1'52.038	225,5	14:46'31.709
12	37.701	32.513	39.541	1'49.755	228,8	14:48'21.464
13	37.715	32.472	39.890	1'50.077	225,5	14:50'11.541
14	37.915	35.380	40.014	1'53.309	226,4	14:52'04.850
15	37.813	32.746	1'35.559	2'46.118P	227,4	14:54'50.968
16	1'19.174	1'04.093	56.285	3'19.552P	93,9	14:58'10.520
17	38.372	33.365	39.897	1'51.634	225,9	15:00'02.154

6 S. MONTOYA (1'48.266)

Lap	Seg.1	Seg.2	Seg.3	Lap Time	km/h	Local Time
1	48.661	36.223	1'51.524	3'16.408P	139,9	14:23'24.577
2	43.004	34.058	40.388	1'57.450P	161,9	14:25'22.027
3	38.851	33.290	39.803	1'51.944	215,1	14:27'13.971
4	38.137	33.922	39.982	1'52.041	222,7	14:29'06.012
5	38.275	33.095	39.790	1'51.160	224,1	14:30'57.172
6	38.313	32.990	39.758	1'51.061	224,1	14:32'48.233
7	37.866	32.995	39.710	1'50.571	224,1	14:34'38.804
8	37.962	33.391	39.810	1'51.163	225,0	14:36'29.967
9	38.028	34.125	39.912	1'52.065	225,9	14:38'22.032
10	38.043	33.038	6'45.491	7'56.572P	225,0	14:46'18.604
11	59.541	41.284	45.524	2'26.349P	102,5	14:48'44.953
12	41.323	33.244	39.641	1'54.208	186,9	14:50'39.161
13	37.388	32.197	39.210	1'48.795	222,7	14:52'27.956
14	37.174	49.861	4'00.316	5'27.351P	226,4	14:57'55.307
15	42.476	32.621	39.285	1'54.382P	157,7	14:59'49.689
16	37.081	32.175	39.010	1'48.266	225,5	15:01'37.955

9 L. PATRESE (1'51.062)

Lap	Seg.1	Seg.2	Seg.3	Lap Time	km/h	Local Time
1	44.355			1'45.164P	156,1	14:22'16.594
2	41.965	33.715	40.414	1'56.094P	164,4	14:24'12.688
3	38.594	33.089	39.958	1'51.641	221,8	14:26'04.329
4	38.234	33.094	39.949	1'51.277	222,7	14:27'55.606
5	38.312	32.936	39.814	1'51.062	223,1	14:29'46.668
6	38.127	33.987	39.904	1'52.018	222,7	14:31'38.686
7	38.134	36.851	4'33.541	5'48.526P	223,1	14:37'27.212
8	40.794	33.184	40.394	1'54.372P	167,2	14:39'21.584
9	38.907	33.536	5'12.986	6'25.429P	220,0	14:45'47.013
10	49.140	38.241	6'09.745	7'37.126P	151,7	14:53'24.139

11 D. PATTERSON (1'50.230)

Lap	Seg.1	Seg.2	Seg.3	Lap Time	km/h	Local Time
1	46.918	36.385	2'30.463	3'53.766P	143,0	14:24'19.948
2	43.487			2'02.786P	159,1	14:26'22.734
3	44.868	35.090	42.829	2'02.787P	161,4	14:28'25.521
4	38.455	33.268	39.854	1'51.577	225,5	14:30'17.098
5	38.258	33.066	39.728	1'51.052	225,9	14:32'08.150
6	37.778	32.769	39.683	1'50.230	225,9	14:33'58.380
7	37.837	33.102	39.759	1'50.698	228,8	14:35'49.078
8	37.739	32.817	39.805	1'50.361	229,3	14:37'39.439
9	37.895			2'49.776P	227,4	14:40'29.215
10	42.353	33.456	39.987	1'55.796P	154,5	14:42'25.011
11	38.235	33.022	39.882	1'51.139	225,9	14:44'16.150
12	37.923	32.748	39.735	1'50.406	227,8	14:46'06.556
13	38.385			3'23.836P	228,8	14:49'30.392
14	49.037	39.071	40.505	2'08.613P	152,5	14:51'39.005
15	38.464	36.200	40.098	1'54.762	223,1	14:53'33.767

7 D. BEGANOVIC (1'47.999)

Lap	Seg.1	Seg.2	Seg.3	Lap Time	km/h	Local Time
1	46.486	34.789	1'29.051	2'50.326P	139,5	14:23'00.221
2	40.923	33.416	40.232	1'54.571P	161,4	14:24'54.792
3	38.254	32.835	39.646	1'50.735	224,1	14:26'45.527
4	37.877	32.763	39.626	1'50.266	224,1	14:28'35.793
5	38.036	33.350	39.705	1'51.091	225,9	14:30'26.884
6	37.926	32.846	39.674	1'50.446	224,5	14:32'17.330
7	37.868	32.969	39.555	1'50.392	223,6	14:34'07.722
8	37.741	32.756	39.591	1'50.088	228,3	14:35'57.810
9	37.901			10'26.695P	225,9	14:46'24.505
10	51.004	35.861	41.549	2'08.414P	121,9	14:48'32.919
11	41.793	32.752	39.415	1'53.960	210,9	14:50'26.879
12	37.088	31.836	39.075	1'47.999	226,4	14:52'14.878
13	36.959	35.627	1'40.666	2'53.252	227,4	14:55'08.130
14	1'32.563	1'09.374	39.610	3'21.547	65,8	14:58'29.677
15	37.063	32.006	39.257	1'48.326	225,0	15:00'18.003

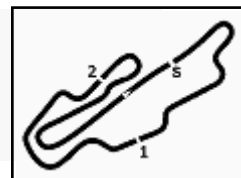
13 J. FERATI (1'49.101)

Lap	Seg.1	Seg.2	Seg.3	Lap Time	km/h	Local Time
1	45.045			1'38.488P	153,6	14:21'52.987
2	41.428	35.361	41.116	1'57.905P	162,9	14:23'50.892
3	38.712	33.246	39.853	1'51.811	220,0	14:25'42.703
4	38.142	32.973	39.822	1'50.937	225,0	14:27'33.640
5	38.006	32.939	39.811	1'50.756	224,5	14:29'24.396
6	38.095	32.978	39.811	1'50.884	225,5	14:31'15.280

8 H. CENYU (1'49.721)

Lap	Seg.1	Seg.2	Seg.3	Lap Time	km/h	Local Time
-----	-------	-------	-------	----------	------	------------

02/10/2020 P = Pits In/Out - C = Lap Time Cancelled



**ACI Racing Weekend Mugello 01-04 Ottobre 2020**  
**Italian F4 Championship Powered by Abarth - Analysis FP 2**

Aut. Int. Mugello Auto 5.245 m

2 / 5

7	38.034	38.409	10'59.416	12'15.859P	224,1	14:43'31.139
8	51.897	41.167	45.447	2'18.511P	153,6	14:45'49.650
9	43.899	40.598	44.958	2'09.455	188,5	14:47'59.105
10	40.088	33.149	40.063	1'53.300	197,4	14:49'52.405
11	37.472	32.438	<b>39.344</b>	1'49.254	226,9	14:51'41.659
12	<b>37.284</b>	<b>32.383</b>	39.434	<b>1'49.101</b>	<b>228,3</b>	14:53'30.760

17	37.565	33.146	39.150	1'49.861	228,8	14:59'59.244
18	<b>36.677</b>	32.155	<b>38.936</b>	<b>1'47.768</b>	<b>235,8</b>	15:01'47.012

**19 S. OGAARD (1'49.804)**

Lap	Seg.1	Seg.2	Seg.3	Lap Time	km/h	Local Time
14:20'37.237						
1	44.363	34.945	40.959	2'00.267P	152,8	14:22'37.504
2	39.166	33.087	39.620	1'51.873	219,1	14:24'29.377
3	38.549	32.799	39.584	1'50.932	226,4	14:26'20.309
4	37.724	32.642	39.579	1'49.945	223,1	14:28'10.254
5	37.665	32.649	39.549	1'49.863	222,7	14:30'00.117
6	37.659	32.676	39.596	1'49.931	223,6	14:31'50.048
7	37.666	36.571	40.121	1'54.358	223,1	14:33'44.406
8	37.710	32.775	39.799	1'50.284	224,5	14:35'34.690
9	37.788	32.711	39.700	1'50.199	223,6	14:37'24.889
10	38.244			8'41.098P	224,5	14:46'05.987
11	46.368	36.771	41.052	2'04.191P	151,3	14:48'10.178
12	40.486	34.199	43.770	1'58.455	194,2	14:50'08.633
13	37.525	32.631	40.459	1'50.615	226,9	14:51'59.248
14	<b>37.451</b>	32.722	1'08.909	2'19.082	226,4	14:54'18.330
15	1'22.901	1'22.686	1'09.352	3'54.939	65,9	14:58'13.269
16	37.716	<b>32.598</b>	<b>39.490</b>	<b>1'49.804</b>	224,5	15:00'03.073
17	37.504	32.968	39.589	1'50.061	<b>228,3</b>	15:01'53.134

**14 F. UGRAN (1'48.389)**

Lap	Seg.1	Seg.2	Seg.3	Lap Time	km/h	Local Time
14:21'47.302						
1	45.947	36.264	41.675	2'03.886P	156,3	14:23'51.188
2	40.654			1'54.184P	211,4	14:25'45.372
3	41.612	35.356	40.440	1'57.408P	165,6	14:27'42.780
4	38.339	33.351	40.848	1'52.538	225,9	14:29'35.318
5	42.620	33.986	40.049	1'56.655	184,0	14:31'31.973
6	37.879	32.996	39.395	1'50.270	225,9	14:33'22.243
7	37.762	32.648	39.431	1'49.841	228,8	14:35'12.084
8	37.697	32.864	39.349	1'49.910	228,8	14:37'01.994
9	37.756	33.141	7'19.760	8'30.657P	228,8	14:45'32.651
10	48.775	41.792	45.795	2'16.362P	142,7	14:47'49.013
11	43.605	39.307	42.040	2'04.952	188,5	14:49'53.965
12	41.564	36.839	41.949	2'00.352	195,3	14:51'54.317
13	37.355	32.448	1'08.908	2'18.711	232,8	14:54'13.028
14	1'25.781	1'20.352	1'06.200	3'52.333	72,3	14:58'05.361
15	37.556	32.499	<b>38.852</b>	1'48.907	230,8	14:59'54.268
16	<b>37.244</b>	<b>32.213</b>	38.932	<b>1'48.389</b>	<b>236,3</b>	15:01'42.657

**21 A. GNOS (1'49.364)**

Lap	Seg.1	Seg.2	Seg.3	Lap Time	km/h	Local Time
14:20'28.142						
1	46.627	38.152	1'23.864	2'48.643P	152,8	14:23'16.785
2	44.282			2'00.785P	156,7	14:25'17.570
3	45.290	34.114	1'14.641	2'34.045P	156,5	14:27'51.615
4	45.512			1'43.584P	151,7	14:29'35.199
5	43.443	34.445	40.602	1'58.490P	160,0	14:31'33.689
6	38.062	33.040	39.576	1'50.678	222,7	14:33'24.367
7	37.646	<b>32.338</b>	39.758	1'49.742	224,5	14:35'14.109
8	37.748	38.361	43.458	1'59.567	225,5	14:37'13.676
9	37.943	32.558	39.498	1'49.999	224,1	14:39'03.675
10	37.698	32.867	5'24.114	6'34.679P	224,1	14:45'38.354
11	44.516	34.971	40.001	1'59.488P	151,3	14:47'37.842
12	38.056	32.767	39.519	1'50.342	223,1	14:49'28.184
13	37.761	32.466	<b>39.486</b>	1'49.713	225,9	14:51'17.897
14	<b>37.395</b>	32.372	39.597	<b>1'49.364</b>	<b>227,4</b>	14:53'07.261
15	1'03.296	1'29.444	2'06.961	4'39.701	225,9	14:57'46.962
16	39.879	35.277	39.537	1'54.693	204,5	14:59'41.655

**17 J. EDGAR (1'47.768)**

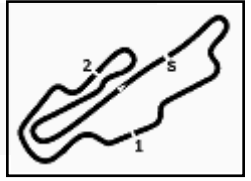
Lap	Seg.1	Seg.2	Seg.3	Lap Time	km/h	Local Time
14:20'15.228						
1	46.564	35.706	2'09.482	3'31.752P	149,8	14:23'46.980
2	41.020	33.190	39.484	1'53.694P	160,0	14:25'40.674
3	37.770	32.710	39.373	1'49.853	226,4	14:27'30.527
4	37.481	32.445	39.306	1'49.232	226,4	14:29'19.759
5	37.734	32.487	39.382	1'49.603	227,8	14:31'09.362
6	37.643	32.718	39.297	1'49.658	227,8	14:32'59.020
7	37.601	32.841	39.488	1'49.930	230,3	14:34'48.950
8	37.430	32.867	39.511	1'49.808	232,3	14:36'38.758
9	37.736	32.658	39.634	1'50.028	228,3	14:38'28.786
10	37.768	32.813	39.554	1'50.135	227,8	14:40'18.921
11	38.131	32.928	4'31.310	5'42.369P	227,4	14:46'01.290
12	50.424	37.992	43.070	2'11.486P	140,8	14:48'12.776
13	42.509	34.609	41.143	1'58.261	192,5	14:50'11.037
14	39.753	33.239	39.764	1'52.756	190,5	14:52'03.793
15	37.085	<b>31.859</b>	1'23.230	2'32.174	229,8	14:54'35.967
16	1'22.539	1'14.483	56.394	3'33.416	78,6	14:58'09.383

**27 S. FREYMUTH (1'49.732)**

Lap	Seg.1	Seg.2	Seg.3	Lap Time	km/h	Local Time
14:20'39.853						
1	44.798	35.137	41.563	2'01.498P	157,4	14:22'41.351
2	39.362	33.303	1'37.519	2'50.184P	210,9	14:25'31.535
3	41.567	33.704	39.889	1'55.160P	162,2	14:27'26.695
4	38.019	32.771	39.699	1'50.489	224,1	14:29'17.184
5	37.887	32.825	39.680	1'50.392	225,5	14:31'07.576
6	37.939	32.959	39.755	1'50.653	225,0	14:32'58.229
7	37.805	32.956	39.763	1'50.524	226,9	14:34'48.753
8	38.815			3'23.664P	225,0	14:38'12.417
9	44.298	37.665	41.728	2'03.691P	157,2	14:40'16.108
10	44.022	33.604	39.617	1'57.243	203,4	14:42'13.351
11	37.728	32.558	39.779	1'50.065	225,0	14:44'03.416
12	39.319	35.272	39.532	1'54.123	226,9	14:45'57.539
13	<b>37.466</b>	36.457	49.064	2'02.987	<b>227,4</b>	14:48'00.526
14	54.208	38.768	42.753	2'15.729	226,9	14:50'16.255

02/10/2020

P = Pits In/Out - C = Lap Time Cancelled



ACI Racing Weekend Mugello 01-04 Ottobre 2020  
Italian F4 Championship Powered by Abarth - Analysis FP 2

Aut. Int. Mugello Auto 5.245 m

3 / 5

15	37.802	35.783	43.303	1'56.888	226,4	14:52'13.143	9	45.513	36.978	39.580	2'02.071	203,0	14:43'26.771
16	37.663	35.871	2'06.615	3'20.149P	226,4	14:55'33.292	10	37.620	32.354	39.293	1'49.267	225,9	14:45'16.038
17	1'13.116	1'06.498	40.905	3'00.519P	85,7	14:58'33.811	11	37.377	<b>32.062</b>	<b>39.051</b>	1'48.490	226,4	14:47'04.528
18	37.715	<b>32.533</b>	<b>39.484</b>	<b>1'49.732</b>	225,5	15:00'23.543	12	37.286	32.064	39.100	1'48.450	224,5	14:48'52.978

**28 F. BRASCHI (1'48.535)**

Lap	Seg.1	Seg.2	Seg.3	Lap Time	km/h	Local Time
14:20'23.487						
1	48.205	36.745	42.502	2'07.452P	133,7	14:22'30.939
2	41.125	35.577	40.657	1'57.359	212,6	14:24'28.298
3	41.093	33.931	39.862	1'54.886	222,7	14:26'23.184
4	41.622	36.515	41.154	1'59.291	221,3	14:28'22.475
5	38.339	33.170	39.726	1'51.235	223,6	14:30'13.710
6	42.734	33.663	39.967	1'56.364	224,5	14:32'10.074
7	37.998	42.952	44.178	2'05.128	225,0	14:34'15.202
8	38.000	32.948	39.617	1'50.565	223,6	14:36'05.767
9	37.938	33.570	3'28.509	4'40.017P	225,5	14:40'45.784
10	51.118	40.281	43.494	2'14.893P	120,4	14:43'00.677
11	41.103	37.425	41.068	1'59.596	218,6	14:45'00.273
12	37.752	33.788	40.964	1'52.504	222,2	14:46'52.777
13	37.465	32.758	39.328	1'49.551	225,0	14:48'42.328
14	37.291	32.236	39.371	1'48.898	225,5	14:50'31.226
15	<b>37.169</b>	<b>32.155</b>	<b>39.211</b>	<b>1'48.535</b>	<b>226,9</b>	<b>14:52'19.761</b>
16	37.321	<b>33.003</b>	1'39.882	2'50.206	<b>226,9</b>	14:55'09.967
17	1'32.413	1'09.086	39.604	3'21.103	59,3	14:58'31.070
18	37.180	32.496	<b>39.119</b>	1'48.795	225,9	15:00'19.865

**46 G. MINI (1'47.742)**

Lap	Seg.1	Seg.2	Seg.3	Lap Time	km/h	Local Time
14:20'11.322						
1	45.658	34.771	1'39.742	3'00.171P	146,1	14:23'11.493
2	40.823	33.371	1'29.877	2'44.071P	162,2	14:25'55.564
3	40.433	33.020	40.419	1'53.872P	163,4	14:27'49.436
4	37.579	32.427	39.369	1'49.375	226,4	14:29'38.811
5	37.662	33.063	39.500	1'50.225	226,9	14:31'29.036
6	37.784	32.753	39.400	1'49.937	225,5	14:33'18.973
7	37.662	32.547	39.414	1'49.623	226,4	14:35'08.596
8	37.544	32.537	39.460	1'49.541	227,4	14:36'58.137
9	37.595	32.636	39.424	1'49.655	227,8	14:38'47.792
10	37.574	34.504	6'53.630	8'05.708P	227,4	14:46'53.500
11	50.768	38.271	43.305	2'12.344P	138,1	14:49'05.844
12	40.518	33.528	39.597	1'53.643	201,1	14:50'59.487
13	37.150	<b>31.749</b>	<b>38.843</b>	<b>1'47.742</b>	<b>228,8</b>	14:52'47.229
14	44.520	1'24.560	2'46.495	4'55.575	228,3	14:57'42.804
15	39.227	32.311	39.220	1'50.758	204,2	14:59'33.562
16	<b>36.959</b>	31.853	38.946	1'47.758	227,8	15:01'21.320

**31 T. BARNARD (1'49.061)**

Lap	Seg.1	Seg.2	Seg.3	Lap Time	km/h	Local Time
14:20'34.830						
1	45.198			1'56.648P	155,6	14:22'31.478
2	47.197	34.221	40.271	2'01.689P	161,4	14:24'33.167
3	38.414	33.613	39.841	1'51.868	225,9	14:26'25.035
4	38.253	32.847	39.571	1'50.671	225,9	14:28'15.706
5	37.849	33.301	39.740	1'50.890	225,5	14:30'06.596
6	37.896	33.285	39.808	1'50.989	225,5	14:31'57.585
7	37.880	32.871	39.661	1'50.412	225,5	14:33'47.997
8	37.862	32.799	39.767	1'50.428	227,4	14:35'38.425
9	37.857	32.824	39.678	1'50.359	226,9	14:37'28.784
10	37.973	33.030	39.917	1'50.920	227,4	14:39'19.704
11	38.492		4'48.790P	225,9	14:44'08.494	
12	52.403	38.998	41.340	2'12.741P	154,5	14:46'21.235
13	41.973	33.336	39.471	1'54.780	212,2	14:48'16.015
14	37.773	32.532	39.354	1'49.659	228,3	14:50'05.674
15	37.445	<b>32.164</b>	39.452	<b>1'49.061</b>	228,8	14:51'54.735
16	<b>37.384</b>	32.432	1'09.257	2'19.073	<b>232,8</b>	14:54'13.808
17	1'25.905	1'20.162	1'07.836	3'53.903	66,6	14:58'07.711
18	38.209	33.656	40.701	1'52.566	226,4	15:00'00.277
19	37.673	32.538	<b>39.335</b>	1'49.546	230,3	15:01'49.823

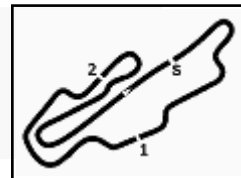
**48 J. SALMENAUTIO (1'48.710)**

Lap	Seg.1	Seg.2	Seg.3	Lap Time	km/h	Local Time
14:20'54.929						
1	47.903			1'55.433P	155,6	14:22'50.362
2	41.679	33.466	39.766	1'54.911P	162,7	14:24'45.273
3	38.705	33.215	39.928	1'51.848	227,8	14:26'37.121
4	37.805	33.413	39.488	1'50.706	227,4	14:28'27.827
5	38.327	34.660	39.468	1'52.455	<b>230,3</b>	14:30'20.282
6	37.970	32.954	39.467	1'50.391	225,0	14:32'10.673
7	37.864	34.702	39.634	1'52.200	228,8	14:34'02.873
8	37.507	32.537	39.448	1'49.492	226,9	14:35'52.365
9	37.440	32.529	39.544	1'49.513	227,8	14:37'41.878
10	39.000	36.080	40.039	1'55.119	227,8	14:39'36.997
11	37.954	37.882	6'40.580	7'56.416P	225,5	14:47'33.413
12	46.989	36.474	40.234	2'03.697P	154,5	14:49'37.110
13	38.036	33.256	39.456	1'50.748	220,0	14:51'27.858
14	<b>37.149</b>	32.437	39.273	1'48.859	228,3	14:53'16.717
15	1'14.916		4'45.941P	74,7	14:58'02.658	
16	41.896	32.766	<b>39.159</b>	1'53.821P	158,4	14:59'56.479
17	37.188	<b>32.363</b>	<b>39.159</b>	<b>1'48.710</b>	227,4	15:01'45.189

**51 F. PIZZI (1'48.123)**

Lap	Seg.1	Seg.2	Seg.3	Lap Time	km/h	Local Time
14:20'16.765						
1	45.154	39.656	53.537	2'18.347P	152,8	14:22'47.107
2	39.997	33.428	43.924	1'57.349	205,3	14:24'44.456
3	38.981	32.845	39.476	1'51.302	226,4	14:26'35.758
4	38.592	35.245	44.438	1'58.275	225,9	14:28'34.033
5	37.844	32.765	39.646	1'50.255	224,1	14:30'24.288
6	37.985	32.674	39.333	1'49.992	224,1	14:32'14.280
7	37.717	32.940	5'44.139	6'54.796P	<b>230,8</b>	14:39'09.076
8	51.664	39.649	44.311	2'15.624P	131,2	14:41'24.700
9						
1	49.060	37.326	2'17.262	3'43.648P	130,6	14:24'00.413
2	44.511	36.308	1'25.157	2'45.976P	156,1	14:26'46.389
3	43.636	40.060	41.933	2'05.629P	161,2	14:28'52.018
4	38.124	33.251	39.465	1'50.840	225,5	14:30'42.858
5	37.788	32.697	39.243	1'49.728	227,4	14:32'32.586
6	37.703	33.935	39.373	1'51.011	227,8	14:34'23.597
7	37.542	32.800	39.776	1'50.118	228,8	14:36'13.715
8	37.447	32.685	39.448	1'49.580	<b>232,8</b>	14:38'03.295
9	37.802	36.758	4'06.692	5'21.252P	227,8	14:43'24.547

02/10/2020 P = Pits In/Out - C = Lap Time Cancelled



# ACI Racing Weekend Mugello 01-04 Ottobre 2020

## Italian F4 Championship Powered by Abarth - Analysis FP 2

Aut. Int. Mugello Auto 5.245 m

4 / 5

10	57.110	41.596	45.086	2'23.792P	137,9	14:45'48.339	10	38.909	33.958	46.535	1'59.402	221,8	14:51'21.796
11	44.398	40.037	45.613	2'10.048	191,5	14:47'58.387	11	37.639	33.099	42.488	1'53.226	<b>228,3</b>	14:53'15.022
12	43.968	35.851	40.669	2'00.488	180,0	14:49'58.875	12	1'07.412	1'22.827	2'01.420	4'31.659	194,6	14:57'46.681
13	37.149	<b>32.043</b>	38.931	<b>1'48.123</b>	229,8	14:51'46.998	13	39.291	33.354	40.107	1'52.752	210,1	14:59'39.433
14	<b>36.926</b>	32.274	1'08.573	2'17.773	229,8	14:54'04.771	14	37.691	<b>32.409</b>	<b>39.597</b>	<b>1'49.697</b>	226,4	15:01'29.130
15	1'25.896	1'25.147	1'05.034	3'56.077	68,6	14:58'00.848							
16	43.477	35.668	42.108	2'01.253	181,8	15:00'02.101							
17	37.188	32.193	<b>38.828</b>	1'48.209	229,3	15:01'50.310							

**72 L. FORNAROLI (1'48.406)**

Lap	Seg.1	Seg.2	Seg.3	Lap Time	km/h	Local Time
1	47.305	36.013	2'26.345	3'49.663P	140,8	14:20'22.181
2	43.583			2'03.333P	148,4	14:26'15.177
3	41.392	33.351	40.988	1'55.731P	161,0	14:28'10.908
4	38.133	32.982	40.099	1'51.214	226,9	14:30'02.122
5	38.045	33.428	39.844	1'51.317	225,5	14:31'53.439
6	38.309	41.641	39.840	1'59.790	224,5	14:33'53.229
7	38.059	33.203	4'23.783	5'35.045P	226,4	14:39'28.274
8	48.479			1'36.938P	132,4	14:41'05.212
9	44.563			1'31.289P	150,6	14:42'36.501
10	43.117	34.901	39.569	1'57.587P	157,7	14:44'34.088
11	37.364	32.079	<b>39.204</b>	1'48.647	226,9	14:46'22.735
12	37.200	<b>31.969</b>	39.243	1'48.412	227,4	14:48'11.147
10	38.090	33.415	6'10.147	7'21.652P	226,9	14:45'26.710
13	37.379	32.339	40.223	1'49.941	226,9	14:50'01.088
11	52.599	43.276	45.541	2'21.416P	142,3	14:47'48.126
12	44.042	39.061	42.385	2'05.488	188,8	14:49'53.614
13	40.857	37.164	42.072	2'00.093	204,9	14:51'53.707
14	<b>37.506</b>	<b>32.362</b>	1'08.818	2'18.686	<b>228,3</b>	14:54'12.393
15	1'25.640	1'20.581	1'05.803	3'52.024	69,5	14:58'04.417
16	37.753	32.550	<b>39.159</b>	<b>1'49.462</b>	227,4	14:59'53.879
17	38.130	32.549	39.176	1'49.855	<b>228,3</b>	15:01'43.734

**76 V. CATINO (1'50.233)**

Lap	Seg.1	Seg.2	Seg.3	Lap Time	km/h	Local Time							
1	44.559	34.281	2'38.595	3'57.435P	155,6	14:20'38.455							
2	49.163	35.664	1'38.971	3'03.798P	131,2	14:27'39.688							
3	45.564			1'39.844P	162,7	14:29'19.532							
4	42.129	35.302	40.234	1'57.665P	161,2	14:31'17.197							
5	38.440	33.356	40.189	1'51.985	225,0	14:33'09.182							
6	38.402	33.550	40.235	1'52.187	225,0	14:35'01.369							
7	38.232	33.139	40.087	1'51.458	226,4	14:36'52.827							
8	38.392	33.118	40.021	1'51.531	226,9	14:38'44.358							
9	38.462	38.381	3'51.003	5'07.846P	225,9	14:43'52.204							
10	51.201	39.122	42.341	2'12.664P	149,4	14:46'04.868							
8	38.108	33.224	40.468	1'51.800	225,0	14:36'17.829							
9	38.448		5'39.552P	225,0	14:41'57.381	12	41.439	36.048	40.865	1'58.352	221,8	14:50'05.627	
10	46.977	37.676	42.337	2'06.990P	149,2	14:44'04.371	13	38.224	<b>32.663</b>	39.578	1'50.465	227,4	14:51'56.092
10	40.837	36.456	40.274	1'57.567	220,9	14:46'01.938	14	37.642	32.820	1'10.101	2'20.563	<b>229,3</b>	14:54'16.655
12	37.748	34.298	40.087	1'52.133	225,0	14:47'54.071	15	1'23.840	1'20.217	1'06.221	3'50.278	67,8	14:58'06.933
13	38.386	32.647	<b>39.594</b>	1'50.627	224,5	14:49'44.698	16	38.050	32.950	<b>39.527</b>	1'50.527	227,4	14:59'57.460
14	<b>37.474</b>	32.805	39.614	1'49.893	225,0	14:51'34.591	17	<b>37.606</b>	32.767	39.860	<b>1'50.233</b>	<b>229,3</b>	15:01'47.693
15	37.510	<b>32.571</b>	39.634	<b>1'49.715</b>	<b>227,4</b>	14:53'24.306							

**77 A. ROSSO (1'48.526)**

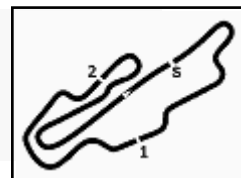
Lap	Seg.1	Seg.2	Seg.3	Lap Time	km/h	Local Time
1	44.398	35.075	44.301	2'03.774P	157,9	14:22'45.593
2	39.556	33.885	1'40.241	2'53.682P	209,7	14:25'39.275
3	40.827			1'39.120P	163,4	14:27'18.395
4	41.811	33.100	39.793	1'54.704P	162,7	14:29'13.099
5	38.357	33.457	39.984	1'51.798	225,5	14:31'04.897
6	38.345	33.043	40.012	1'51.400	225,0	14:32'56.297
7	38.344			2'55.544P	225,0	14:35'51.841
8	50.275	38.901	43.534	2'12.710P	155,2	14:38'04.551
7	48.461	38.835	42.414	2'09.710P	150,4	14:47'24.140
9	40.121	37.735	40.398	1'58.254	221,8	14:49'22.394
10	37.801	32.624	39.264	1'49.689	225,5	14:41'50.365

**68 S. RAMOS REYNOSO (1'49.697)**

Lap	Seg.1	Seg.2	Seg.3	Lap Time	km/h	Local Time
1	48.114	38.190	2'31.685	3'57.989P	153,8	14:24'43.596
2	42.206			1'47.358P	161,4	14:26'30.954
3	46.116	34.447	43.281	2'03.844P	158,6	14:28'34.798
4	40.086	33.742	40.663	1'54.491	203,8	14:30'29.289
5	37.904	33.001	39.653	1'50.558	224,1	14:32'19.847
6	37.708	33.347	39.610	1'50.665	225,0	14:34'10.512
7	<b>37.629</b>	44.166	9'42.123	11'03.918P	226,4	14:45'14.430
8	48.461	38.835	42.414	2'09.710P	150,4	14:47'24.140
9	40.121	37.735	40.398	1'58.254	221,8	14:49'22.394

02/10/2020

P = Pits In/Out - C = Lap Time Cancelled



ACI Racing Weekend Mugello 01-04 Ottobre 2020  
Italian F4 Championship Powered by Abarth - Analysis FP 2

Aut. Int. Mugello Auto 5.245 m

5 / 5

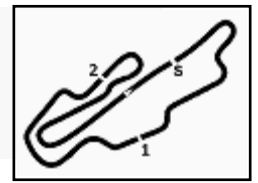
11	37.269	32.040	39.217	<b>1'48.526</b>	227,4	14:43'38.891	9	38.747			6'43.422P	222,7	14:44'34.728
12	40.637	41.515	41.013	2'03.165	<b>228,3</b>	14:45'42.056	10	50.650	38.465	43.605	2'12.720P	124,0	14:46'47.448
13	37.534	<b>32.039</b>	<b>39.169</b>	1'48.742	227,8	14:47'30.798	11	40.546	35.823	42.018	1'58.387	213,0	14:48'45.835
14	37.321	32.223	39.426	1'48.970	227,4	14:49'19.768	12	40.912	35.410	42.494	1'58.816	188,5	14:50'44.651
15	37.284	32.137	39.215	1'48.636	227,4	14:51'08.404	13	37.485	32.404	39.603	1'49.492	225,0	14:52'34.143
16	<b>37.230</b>	32.048	39.252	1'48.530	<b>228,3</b>	14:52'56.934	14	<b>37.459</b>	44.992	1'43.311	3'05.762	<b>225,5</b>	14:55'39.905
17	47.302	1'28.237	2'32.044	4'47.583	227,8	14:57'44.517	15	1'25.838	53.742	39.875	2'59.455	70,3	14:58'39.360
18	39.379	32.452	39.183	1'51.014	206,9	14:59'35.531	16	37.499	<b>32.388</b>	<b>39.452</b>	<b>1'49.339</b>	<b>225,5</b>	15:00'28.699
19	37.851	32.218	39.234	1'49.303	<b>228,3</b>	15:01'24.834							

84 F. SIMONAZZI (1'48.334)							88 H. AL QUBAISI (1'49.292)							
Lap	Seg.1	Seg.2	Seg.3	Lap Time	km/h	Local Time	Lap	Seg.1	Seg.2	Seg.3	Lap Time	km/h	Local Time	
						14:20'30.267	1	46.842		37.378	2'19.566	3'43.786P	152,8	14:24'03.196
1	44.878	38.893	42.414	2'06.185P	155,2	14:22'36.452	2	42.488				2'02.475P	161,2	14:26'05.671
2	39.035	33.054	39.954	1'52.043	223,1	14:24'28.495	3	41.649	33.728		40.106	1'55.483P	160,5	14:28'01.154
3	38.599	37.860	40.799	1'57.258	226,9	14:26'25.753	4	38.484	33.269		40.180	1'51.933	223,1	14:29'53.087
4	40.432	33.588	39.774	1'53.794	228,8	14:28'19.547	5	38.148	33.030		40.076	1'51.254	224,5	14:31'44.341
5	38.019	32.839	39.519	1'50.377	225,9	14:30'09.924	6	38.335	34.064		40.266	1'52.665	224,1	14:33'37.006
6	37.984	32.755	39.521	1'50.260	226,9	14:32'00.184	7	40.240	37.203		40.899	1'58.342	224,1	14:35'35.348
7	37.880	35.737	5'53.504	7'07.121P	226,4	14:39'07.305	8	38.578				4'12.854P	225,5	14:39'48.202
8	54.297	39.204	44.408	2'17.909P	131,5	14:41'25.214	9	48.030	39.012		1'04.742	2'31.784P	147,7	14:42'19.986
9	40.942	33.430	39.605	1'53.977	194,6	14:43'19.191	10	44.474	34.230		39.814	1'58.518P	158,1	14:44'18.504
10	37.336	32.407	39.341	1'49.084	228,3	14:45'08.275	11	37.788	32.580		<b>39.438</b>	1'49.806	<b>228,3</b>	14:46'08.310
11	<b>37.127</b>	<b>31.978</b>	39.229	<b>1'48.334</b>	228,3	14:46'56.609	12	37.541	32.754		39.574	1'49.869	227,8	14:47'58.179
12	37.397	36.042	40.222	1'53.661	226,9	14:48'50.270	13	37.390	32.630		39.494	1'49.514	225,0	14:49'47.693
13	37.281	33.790	39.362	1'50.433	227,4	14:50'40.703	14	<b>37.230</b>	<b>32.321</b>		39.741	<b>1'49.292</b>	226,4	14:51'36.985
14	37.292	32.169	<b>39.164</b>	1'48.625	228,3	14:52'29.328	15	37.319	32.544		39.632	1'49.495	227,4	14:53'26.480
15	40.211			3'05.741P	<b>229,3</b>	14:55'35.069	16	1'06.838	1'13.843		2'01.281	4'21.962	127,2	14:57'48.442
16	1'14.215	1'07.851	39.943	3'02.009P	79,5	14:58'37.078	17	39.778	35.602		39.914	1'55.294	211,4	14:59'43.736
17	37.218	32.193	39.196	1'48.607	226,9	15:00'25.685								

85 G. BORTOLETO OLIVEIRA (1'47.728)						
Lap	Seg.1	Seg.2	Seg.3	Lap Time	km/h	Local Time
						14:20'11.857
1	45.672	35.935	1'11.107	2'32.714P	155,8	14:22'44.571
2	41.960	33.653	42.296	1'57.909P	159,3	14:24'42.480
3	38.175	33.000	39.701	1'50.876	223,1	14:26'33.356
4	37.930	32.927	39.917	1'50.774	225,0	14:28'24.130
5	37.875	33.314	39.850	1'51.039	225,0	14:30'15.169
6	38.031	33.043	39.753	1'50.827	225,0	14:32'05.996
7	38.060	33.359	39.866	1'51.285	225,0	14:33'57.281
8	38.042	33.017	39.695	1'50.754	225,9	14:35'48.035
9	40.116			9'43.202P	226,4	14:45'31.237
10	48.537	41.548	41.243	2'11.328P	145,6	14:47'42.565
11	38.839	33.764	40.156	1'52.759	220,0	14:49'35.324
12	37.792	32.258	39.319	1'49.369	221,3	14:51'24.693
13	<b>36.761</b>	<b>31.950</b>	<b>39.017</b>	<b>1'47.728</b>	<b>229,3</b>	14:53'12.421
14	1'05.545	1'23.575	2'23.184	4'52.304P	178,5	14:58'04.725
15	41.928	33.142	39.268	1'54.338P	158,8	14:59'59.063

86 B. VALINT (1'49.339)						
Lap	Seg.1	Seg.2	Seg.3	Lap Time	km/h	Local Time
						14:20'25.017
1	47.026	37.828	2'40.056	4'04.910P	151,9	14:24'29.927
2	43.351	35.409	41.307	2'00.067P	157,9	14:26'29.994
3	40.588	35.972	40.706	1'57.266	194,6	14:28'27.260
4	38.674	35.346	40.556	1'54.576	221,3	14:30'21.836
5	38.438	33.601	40.144	1'52.183	221,8	14:32'14.019
6	38.574	34.758	40.237	1'53.569	222,2	14:34'07.588
7	38.576	33.418	40.240	1'52.234	222,7	14:35'59.822
8	38.132	33.216	40.136	1'51.484	223,6	14:37'51.306

02/10/2020 P = Pits In/Out - C = Lap Time Cancelled



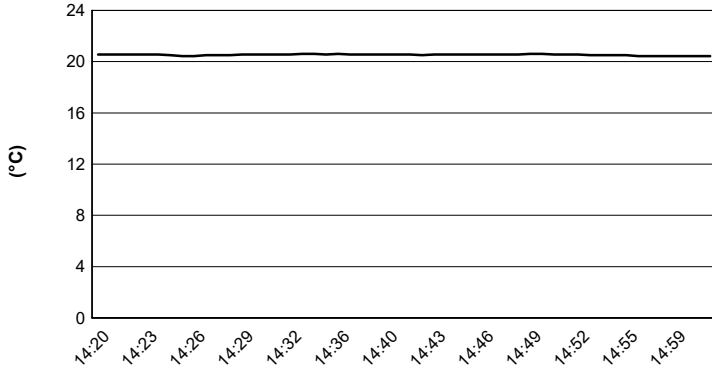
# ACI Racing Weekend Mugello 01-04 Ottobre 2020

## Italian F4 Championship Powered by Abarth - Weather Report FP 2

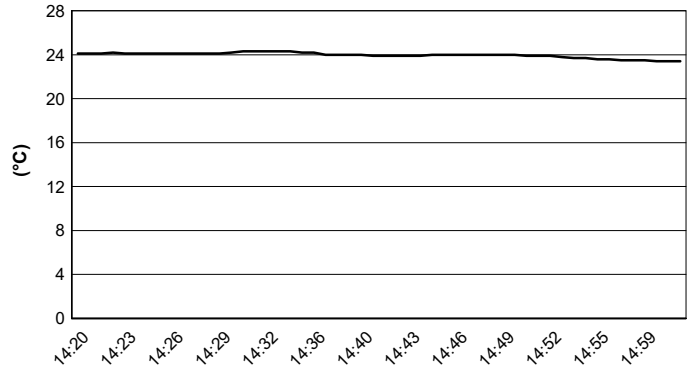
Aut. Int. Mugello Auto 5.245 m

Session started 14:20 - Session ended 15:02

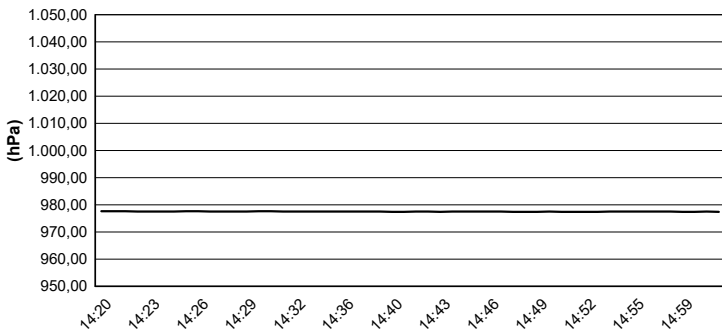
### Air Temperature



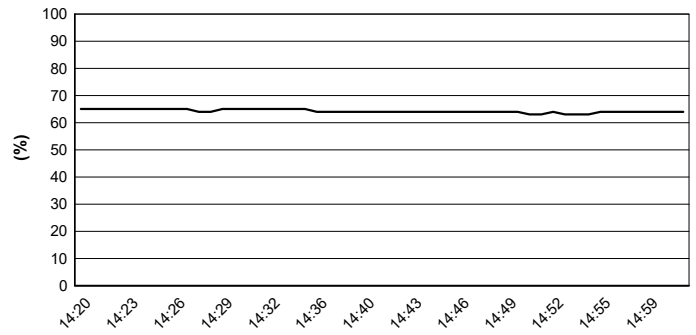
### Track Temperature



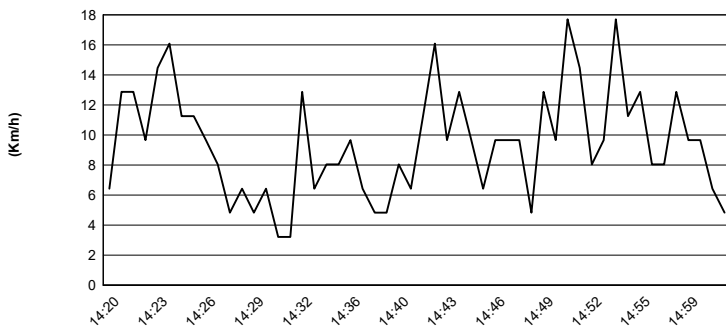
### Air Pressure



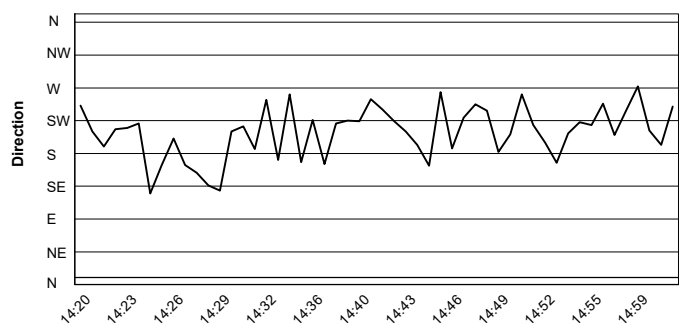
### Humidity



### Wind Speed

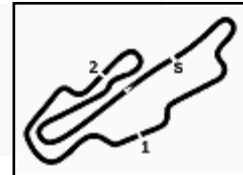


### Wind Direction



02/10/2020





ACI Racing Weekend Mugello 01-04 Ottobre 2020

Italian F4 Championship Powered by Abarth - Sector and Speeds FP 2

Aut. Int. Mugello Auto 5.245 m

BEST LAP			
1	85	BORTOLETO OLIVEIRA Gabr	Tatuus F4 T-014 Abarth 1'47.728
2	46	MINI Gabriele	Tatuus F4 T-014 Abarth 1'47.742
3	17	EDGAR Jonny	Tatuus F4 T-014 Abarth 1'47.768
4	7	BEGANOVIC Dino	Tatuus F4 T-014 Abarth 1'47.999
5	51	PIZZI Francesco	Tatuus F4 T-014 Abarth 1'48.123
6	6	MONTOYA Sebastian	Tatuus F4 T-014 Abarth 1'48.266
7	84	SIMONAZZI Francesco	Tatuus F4 T-014 Abarth 1'48.334
8	14	UGRAN Filip	Tatuus F4 T-014 Abarth 1'48.389
9	35	DELLI GUANTI Pietro	Tatuus F4 T-014 Abarth 1'48.397
10	72	FORNAROLI Leonardo	Tatuus F4 T-014 Abarth 1'48.406
11	3	SMAL Kyrill	Tatuus F4 T-014 Abarth 1'48.468
12	77	ROSSO Andrea	Tatuus F4 T-014 Abarth 1'48.526
13	28	BRASCHI Francesco	Tatuus F4 T-014 Abarth 1'48.535
14	48	SALMENAUTIO Jesse	Tatuus F4 T-014 Abarth 1'48.710
15	31	BARNARD Taylor	Tatuus F4 T-014 Abarth 1'49.061
16	13	FERATI Jasin	Tatuus F4 T-014 Abarth 1'49.101
17	88	AL QUBAIS I Hamda	Tatuus F4 T-014 Abarth 1'49.292
18	86	VALINT Bence	Tatuus F4 T-014 Abarth 1'49.339
19	21	GNOS Axel	Tatuus F4 T-014 Abarth 1'49.364
20	52	CRAWFORD Jak	Tatuus F4 T-014 Abarth 1'49.462
21	68	RAMOS REYNOSO Santiago	Tatuus F4 T-014 Abarth 1'49.697
22	66	CHOVANEC Zdenek	Tatuus F4 T-014 Abarth 1'49.715
23	8	CENYU Han	Tatuus F4 T-014 Abarth 1'49.721
24	27	FREYMUTH Sebastian	Tatuus F4 T-014 Abarth 1'49.732
25	19	OGAARD Sebastian	Tatuus F4 T-014 Abarth 1'49.804
26	11	PATTERSON Dexter Macham	Tatuus F4 T-014 Abarth 1'50.230
27	76	CATINO Vittorio	Tatuus F4 T-014 Abarth 1'50.233
28	15	WISNICKI Piotr	Tatuus F4 T-014 Abarth 1'50.529
29	9	PATRESE Lorenzo	Tatuus F4 T-014 Abarth 1'51.062

SPEED			
1	14	UGRAN Filip	Tatuus F4 T-014 Abarth 236,3
2	17	EDGAR Jonny	Tatuus F4 T-014 Abarth 235,8
3	51	PIZZI Francesco	Tatuus F4 T-014 Abarth 232,8
4	31	BARNARD Taylor	Tatuus F4 T-014 Abarth 232,8
5	35	DELLI GUANTI Pietro	Tatuus F4 T-014 Abarth 230,8
6	48	SALMENAUTIO Jesse	Tatuus F4 T-014 Abarth 230,3
7	11	PATTERSON Dexter Macham	Tatuus F4 T-014 Abarth 229,3
8	3	SMAL Kyrill	Tatuus F4 T-014 Abarth 229,3
9	85	BORTOLETO OLIVEIRA Gabr	Tatuus F4 T-014 Abarth 229,3
10	76	CATINO Vittorio	Tatuus F4 T-014 Abarth 229,3
11	84	SIMONAZZI Francesco	Tatuus F4 T-014 Abarth 229,3
12	8	CENYU Han	Tatuus F4 T-014 Abarth 229,3
13	46	MINI Gabriele	Tatuus F4 T-014 Abarth 228,8
14	15	WISNICKI Piotr	Tatuus F4 T-014 Abarth 228,8
15	77	ROSSO Andrea	Tatuus F4 T-014 Abarth 228,3
16	88	AL QUBAIS I Hamda	Tatuus F4 T-014 Abarth 228,3
17	72	FORNAROLI Leonardo	Tatuus F4 T-014 Abarth 228,3
18	68	RAMOS REYNOSO Santiago	Tatuus F4 T-014 Abarth 228,3
19	13	FERATI Jasin	Tatuus F4 T-014 Abarth 228,3
20	52	CRAWFORD Jak	Tatuus F4 T-014 Abarth 228,3
21	19	OGAARD Sebastian	Tatuus F4 T-014 Abarth 228,3
22	7	BEGANOVIC Dino	Tatuus F4 T-014 Abarth 228,3
23	27	FREYMUTH Sebastian	Tatuus F4 T-014 Abarth 227,4
24	21	GNOS Axel	Tatuus F4 T-014 Abarth 227,4
25	66	CHOVANEC Zdenek	Tatuus F4 T-014 Abarth 227,4
26	28	BRASCHI Francesco	Tatuus F4 T-014 Abarth 226,9
27	6	MONTOYA Sebastian	Tatuus F4 T-014 Abarth 226,4
28	86	VALINT Bence	Tatuus F4 T-014 Abarth 225,5
29	9	PATRESE Lorenzo	Tatuus F4 T-014 Abarth 223,1

SEG. 1		
1	17	EDGAR Jonny 36.677
2	85	BORTOLETO OLIVEIRA 36.761
3	51	PIZZI Francesco 36.926
4	7	BEGANOVIC Dino 36.959
5	46	MINI Gabriele 36.959
6	6	MONTOYA Sebastian 37.081
7	35	DELLI GUANTI Pietro 37.094
8	72	FORNAROLI Leonardo 37.116
9	84	SIMONAZZI Francesco 37.127
10	48	SALMENAUTIO Jesse 37.149
11	28	BRASCHI Francesco 37.169
12	3	SMAL Kyrill 37.201
13	88	AL QUBAIS I Hamda 37.230
14	77	ROSSO Andrea 37.230
15	14	UGRAN Filip 37.244
16	13	FERATI Jasin 37.284
17	31	BARNARD Taylor 37.384
18	21	GNOS Axel 37.395
19	19	OGAARD Sebastian 37.451
20	86	VALINT Bence 37.459
21	27	FREYMUTH Sebastian 37.466
22	66	CHOVANEC Zdenek 37.474
23	8	CENYU Han 37.503
24	52	CRAWFORD Jak 37.506
25	76	CATINO Vittorio 37.606
26	68	RAMOS REYNOSO Sa 37.629
27	11	PATTERSON Dexter Mac 37.739
28	15	WISNICKI Piotr 37.810
29	9	PATRESE Lorenzo 38.127

SEG. 2		
1	46	MINI Gabriele 31.749
2	7	BEGANOVIC Dino 31.836
3	17	EDGAR Jonny 31.859
4	3	SMAL Kyrill 31.887
5	85	BORTOLETO OLIVEIRA 31.950
6	72	FORNAROLI Leonardo 31.969
7	84	SIMONAZZI Francesco 31.978
8	77	ROSSO Andrea 32.039
9	51	PIZZI Francesco 32.043
10	35	DELLI GUANTI Pietro 32.062
11	28	BRASCHI Francesco 32.155
12	31	BARNARD Taylor 32.164
13	6	MONTOYA Sebastian 32.175
14	14	UGRAN Filip 32.213
15	88	AL QUBAIS I Hamda 32.321
16	21	GNOS Axel 32.338
17	52	CRAWFORD Jak 32.362
18	48	SALMENAUTIO Jesse 32.363
19	13	FERATI Jasin 32.383
20	86	VALINT Bence 32.388
21	68	RAMOS REYNOSO Sa 32.409
22	8	CENYU Han 32.433
23	27	FREYMUTH Sebastian 32.533
24	66	CHOVANEC Zdenek 32.571
25	19	OGAARD Sebastian 32.598
26	76	CATINO Vittorio 32.663
27	11	PATTERSON Dexter Mac 32.748
28	9	PATRESE Lorenzo 32.936
29	15	WISNICKI Piotr 32.969

SEG. 3		
1	51	PIZZI Francesco 38.828
2	46	MINI Gabriele 38.843
3	14	UGRAN Filip 38.852
4	17	EDGAR Jonny 38.936
5	6	MONTOYA Sebastian 39.010
6	85	BORTOLETO OLIVEIRA 39.017
7	35	DELLI GUANTI Pietro 39.051
8	7	BEGANOVIC Dino 39.075
9	28	BRASCHI Francesco 39.119
10	52	CRAWFORD Jak 39.159
11	48	SALMENAUTIO Jesse 39.159
12	84	SIMONAZZI Francesco 39.164
13	77	ROSSO Andrea 39.169
14	3	SMAL Kyrill 39.185
15	72	FORNAROLI Leonardo 39.204
16	31	BARNARD Taylor 39.335
17	13	FERATI Jasin 39.344
18	88	AL QUBAIS I Hamda 39.438
19	86	VALINT Bence 39.452
20	27	FREYMUTH Sebastian 39.484
21	21	GNOS Axel 39.486
22	19	OGAARD Sebastian 39.490
23	76	CATINO Vittorio 39.527
24	8	CENYU Han 39.541
25	15	WISNICKI Piotr 39.560
26	66	CHOVANEC Zdenek 39.594
27	68	RAMOS REYNOSO Sa 39.597
28	11	PATTERSON Dexter Mac 39.683
29	9	PATRESE Lorenzo 39.814