

# ACI Racing Weekend Mugello 01-04 Ottobre 2020

## Test Italian F4 Championship Power by Abarth - Results Free Practice 2

Aut. Int. Mugello Auto 5.245 m

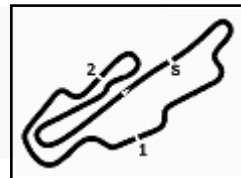
No.	Driver	Nat	Entrant	Team	Car	Class	Time	Gap	Rel.	Laps
1	<b>51 PIZZI</b> Francesco	ITA	Van Amersfoort Racing	Van Amersfoort Racing	Tatuus F4 T-014 Abarth	R	<b>1'48.547</b>			18
2	<b>17 EDGAR</b> Jonny	GBR	Van Amersfoort Racing	Van Amersfoort Racing	Tatuus F4 T-014 Abarth		<b>1'48.649</b>	0.102	0.102	19
3	<b>52 CRAWFORD</b> Jak	USA	Van Amersfoort Racing	Van Amersfoort Racing	Tatuus F4 T-014 Abarth		<b>1'48.737</b>	0.190	0.088	19
4	<b>14 UGRAN</b> Filip Joan	ROU	Jenzer Motorsport	Jenzer Motorsport	Tatuus F4 T-014 Abarth		<b>1'48.762</b>	0.215	0.025	17
5	<b>28 BRASCHI</b> Francesco	ITA	Jenzer Motorsport	Jenzer Motorsport	Tatuus F4 T-014 Abarth	R	<b>1'48.938</b>	0.391	0.176	20
6	<b>46 MINI</b> Gabriele	ITA	Prema Powerteam	Prema Powerteam	Tatuus F4 T-014 Abarth	R	<b>1'49.072</b>	0.525	0.134	19
7	<b>72 FORNAROLI</b> Leonardo	ITA	Iron Lynx	Iron Lynx	Tatuus F4 T-014 Abarth	R	<b>1'49.147</b>	0.600	0.075	20
8	<b>7 BEGANOVIC</b> Dino	SWE	Prema Powerteam	Prema Powerteam	Tatuus F4 T-014 Abarth	R	<b>1'49.175</b>	0.628	0.028	19
9	<b>85 BORTOLETO OLIVERA</b> Gabriel	BRA	Prema Powerteam	Prema Powerteam	Tatuus F4 T-014 Abarth	R	<b>1'49.195</b>	0.648	0.020	20
10	<b>77 ROSSO</b> Andrea	ITA	Cram Motorsport	Cram Motorsport	Tatuus F4 T-014 Abarth	R	<b>1'49.288</b>	0.741	0.093	20
11	<b>6 MONTOYA</b> Sebastian	COL	Prema Powerteam	Prema Powerteam	Tatuus F4 T-014 Abarth	R	<b>1'49.428</b>	0.881	0.140	14
12	<b>27 FREYMUTH</b> Sebastian	DEU	AS Motorsport	AS Motorsport	Tatuus F4 T-014 Abarth		<b>1'49.428</b>	0.881		17
13	<b>31 BARNARD</b> Taylor	GBR	AKM Motorsport	AKM Motorsport	Tatuus F4 T-014 Abarth	R	<b>1'50.064</b>	1.517	0.636	18
14	<b>68 RAMOS REYNOSO</b> Santiago	MEX	Jenzer Motorsport	Jenzer Motorsport	Tatuus F4 T-014 Abarth	R	<b>1'50.168</b>	1.621	0.104	19
15	<b>13 FERATI</b> Jasin	CHE	Jenzer Motorsport	Jenzer Motorsport	Tatuus F4 T-014 Abarth	R	<b>1'50.206</b>	1.659	0.038	19
16	<b>3 SMAL</b> Kyrill	RUS	Prema Powerteam	Prema Powerteam	Tatuus F4 T-014 Abarth		<b>1'50.297</b>	1.750	0.091	18
17	<b>9 PATRESE</b> Lorenzo	ITA	AKM Motorsport	AKM Motorsport	Tatuus F4 T-014 Abarth	R	<b>1'50.336</b>	1.789	0.039	17
18	<b>15 WISNICKI</b> Piotr	POL	Jenzer Motorsport	Jenzer Motorsport	Tatuus F4 T-014 Abarth	R	<b>1'50.475</b>	1.928	0.139	20
19	<b>88 AL QUBAISI</b> Hamda	UAE	Abu Dhabi Racing	Abu Dhabi Racing	Tatuus F4 T-014 Abarth	R	<b>1'50.688</b>	2.141	0.213	15
20	<b>76 CATINO</b> Vittorio	ITA	Cram Motorsport	Cram Motorsport	Tatuus F4 T-014 Abarth	R	<b>1'50.937</b>	2.390	0.249	18
21	<b>86 VALINT</b> Bence	HUN	Van Amersfoort Racing	Van Amersfoort Racing	Tatuus F4 T-014 Abarth	R	<b>1'52.281</b>	3.734	1.344	10
22	<b>8 CENYU</b> Han	CHN	Van Amersfoort Racing	Van Amersfoort Racing	Tatuus F4 T-014 Abarth	R	<b>1'52.476</b>	3.929	0.195	18

Humidity:	83%	AIR	16°C
Condition:	DRY	Temp:	22°C

Race Director :

Clerk of the Course : Antonio Canu

01/10/2020      Start      End  
 12:04      12:57



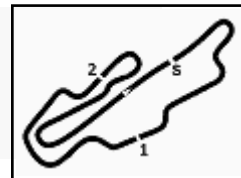
# ACI Racing Weekend Mugello 01-04 Ottobre 2020

## Test Italian F4 Championship Power by Abarth - Ideal Times Free Practice 2

Aut. Int. Mugello Auto 5.245 m

No.	Driver	Car	Seg. 1	Seg. 2	Seg. 3	Ideal Time		
			Diff. 1	Diff. 2	Diff. 3	Best Lap	Pos.	Diff.
1	<b>51 PIZZI F.</b> (ITA)	Tatuus F4 T-014 Abarth	37.465	<b>32.107</b>	<b>38.975</b>	<b>1'48.547</b>		
2	<b>17 EDGAR J.</b> (GBR)	Tatuus F4 T-014 Abarth	<b>37.341</b>	32.228	39.080	<b>1'48.649</b>	1	
3	<b>14 UGRAN F.</b> (ROU)	Tatuus F4 T-014 Abarth	37.402	32.186 +0.036	39.138	<b>1'48.726</b>		4 0.036
4	<b>52 CRAWFORD J.</b> (USA)	Tatuus F4 T-014 Abarth	37.446	32.172	39.119	<b>1'48.737</b>	3	
5	<b>28 BRASCHI F.</b> (ITA)	Tatuus F4 T-014 Abarth	37.399	32.238	39.260 +0.041	<b>1'48.897</b>		5 0.041
6	<b>7 BEGANOVIC D.</b> (SWE)	Tatuus F4 T-014 Abarth	37.443 +0.158	32.284	39.289 +0.001	<b>1'49.016</b>		8 0.159
7	<b>46 MINI G.</b> (ITA)	Tatuus F4 T-014 Abarth	37.485 +0.026	32.344	39.199 +0.018	<b>1'49.028</b>		6 0.044
8	<b>85 BORTOLETO OLIVERA</b>	Tatuus F4 T-014 Abarth	37.451 +0.078	32.386 +0.003	39.277	<b>1'49.114</b>		9 0.081
9	<b>72 FORNAROLI L.</b> (ITA)	Tatuus F4 T-014 Abarth	37.506	32.275	39.366	<b>1'49.147</b>	7	
10	<b>77 ROSSO A.</b> (ITA)	Tatuus F4 T-014 Abarth	37.594	32.349	39.242 +0.103	<b>1'49.185</b>		10 0.103
11	<b>6 MONTOYA S.</b> (COL)	Tatuus F4 T-014 Abarth	37.586 +0.067	32.378 +0.065	39.332	<b>1'49.296</b>		11 0.132
12	<b>27 FREYMUTH S.</b> (DEU)	Tatuus F4 T-014 Abarth	37.403 +0.097	32.417	39.511	<b>1'49.331</b>		12 0.097
13	<b>68 RAMOS REYNOSO S.</b> ( )	Tatuus F4 T-014 Abarth	37.753 +0.252	32.528 +0.058	39.577	<b>1'49.858</b>		14 0.310
14	<b>31 BARNARD T.</b> (GBR)	Tatuus F4 T-014 Abarth	37.835	32.600	39.566 +0.063	<b>1'50.001</b>		13 0.063
15	<b>3 SMAL K.</b> (RUS)	Tatuus F4 T-014 Abarth	37.839	32.596 +0.142	39.591 +0.129	<b>1'50.026</b>		16 0.271
16	<b>13 FERATI J.</b> (CHE)	Tatuus F4 T-014 Abarth	37.939	32.684	39.480 +0.103	<b>1'50.103</b>		15 0.103
17	<b>9 PATRESE L.</b> (ITA)	Tatuus F4 T-014 Abarth	37.917	32.768	39.625 +0.026	<b>1'50.310</b>		17 0.026
18	<b>15 WISNICKI P.</b> (POL)	Tatuus F4 T-014 Abarth	37.967	32.725	39.651 +0.132	<b>1'50.343</b>		18 0.132
19	<b>88 AL QUBAISI H.</b> (UAE)	Tatuus F4 T-014 Abarth	37.922	32.648	39.930 +0.188	<b>1'50.500</b>		19 0.188
20	<b>76 CATINO V.</b> (ITA)	Tatuus F4 T-014 Abarth	38.212	32.990 +0.108	39.507 +0.120	<b>1'50.709</b>		20 0.228
21	<b>8 CENYU H.</b> (CHN)	Tatuus F4 T-014 Abarth	38.177 +0.500	32.938 +0.313	40.110 +0.438	<b>1'51.225</b>		22 1.251
22	<b>86 VALINT B.</b> (HUN)	Tatuus F4 T-014 Abarth	38.610	33.489	40.182	<b>1'52.281</b>		21
<b>Overall Ideal Time</b>			37.341	37.341	32.107 38.975	<b>1'48.423</b>		

01/10/2020



# ACI Racing Weekend Mugello 01-04 Ottobre 2020

## Test Italian F4 Championship Power by Abarth - Analysis Free Practice 2

Aut. Int. Mugello Auto 5.245 m

1 / 4

### 3 K. SMAL (1'50.297)

Lap	Seg.1	Seg.2	Seg.3	Lap Time	km/h	Local Time
1	48.356	39.578	42.769	2'10.703P	151,0	12:05'16.344
2	41.961	35.361	41.013	1'58.335	194,6	12:09'25.382
3	39.112	34.209	40.249	1'53.570	220,0	12:11'18.952
4	38.871	34.500	40.517	1'53.888	220,4	12:13'12.840
5	38.893	33.881	40.442	1'53.216	221,8	12:15'06.056
6	38.734	33.444	40.227	1'52.405	218,6	12:16'58.461
7	38.634	33.111	40.148	1'51.893	220,4	12:18'50.354
8	38.551	33.294	40.453	1'52.298	220,9	12:20'42.652
9	38.803			5'45.362P	218,6	12:26'28.014
10	44.004	51.333	7'42.041	9'17.378P	152,8	12:35'45.392
11	53.568	42.874	45.451	2'21.893P	123,0	12:38'07.285
12	41.893	37.347	41.937	2'01.177	213,0	12:40'08.462
13	39.113	34.048	40.067	1'53.228	221,8	12:42'01.690
14	38.220	37.678	4'36.172	5'52.070P	222,7	12:47'53.760
15	43.488	34.149	40.154	1'57.791P	156,1	12:49'51.551
16	38.305	33.632	40.096	1'52.033	223,1	12:51'43.584
17	38.137	<b>32.596</b>	<b>39.591</b>	1'50.324	221,8	12:53'33.908
18	<b>37.839</b>	32.738	39.720	<b>1'50.297</b>	<b>224,1</b>	12:55'24.205

19 37.883 32.665 39.464 1'50.012 225,9 12:55'07.861

### 8 H. CENYU (1'52.476)

Lap	Seg.1	Seg.2	Seg.3	Lap Time	km/h	Local Time
1	51.091	43.215	47.416	2'21.722P	143,0	12:08'03.677
2	46.359	39.891	1'21.267	2'47.517P	172,2	12:10'51.194
3	57.356	40.587	42.316	2'20.259P	153,0	12:13'11.453
4	39.903	35.834	40.744	1'56.481	220,4	12:15'07.934
5	39.227	35.073	40.196	1'54.496	221,3	12:17'02.430
6	38.904	33.803	40.120	1'52.827	223,1	12:18'55.257
7	38.910	33.668	<b>40.110</b>	1'52.688	221,3	12:20'47.945
8	38.597	33.853	40.759	1'53.209	221,3	12:22'41.154
9	38.677	33.251	40.548	<b>1'52.476</b>	224,5	12:24'33.630
10	38.614	33.463	40.712	1'52.789	221,8	12:26'26.419
11	38.681	49.864	7'10.806	8'39.351P	221,3	12:35'05.770
12	51.268	43.490	47.544	2'22.302P	135,3	12:37'28.072
13	45.353	39.575	43.396	2'08.324	182,1	12:39'36.396
14	41.916	36.503	40.584	1'59.003	196,7	12:41'35.399
15	39.330	33.321	5'31.915	6'44.566P	223,1	12:48'19.965
16	45.423	38.167	40.590	2'04.180P	155,4	12:50'24.145
17	38.639	33.407	41.708	1'53.754	222,7	12:52'17.899
18	41.580	34.266	40.515	1'56.361	178,2	12:54'14.260

### 6 S. MONTOYA (1'49.428)

Lap	Seg.1	Seg.2	Seg.3	Lap Time	km/h	Local Time
1	54.938	38.214	1'25.873	2'59.025P	120,3	12:09'36.018
2	57.730	33.194	40.005	2'10.929P	155,8	12:11'46.947
3	38.330	32.861	39.606	1'50.797	225,0	12:13'37.744
4	37.919	32.630	39.656	1'50.205	222,7	12:15'27.949
5	37.711	32.416	39.491	1'49.618	222,2	12:17'17.567
6	37.705	<b>32.378</b>	39.458	1'49.541	222,7	12:19'07.108
7	37.653	32.443	<b>39.332</b>	<b>1'49.428</b>	223,1	12:20'56.536
8	<b>37.586</b>	32.636	39.340	1'49.562	225,9	12:22'46.098
9	37.674	32.837	39.557	1'50.068	<b>228,8</b>	12:24'36.166
10	37.690	32.534	39.955	1'50.179	225,0	12:26'26.345
11	37.869	49.726	7'19.750	8'47.345P	222,7	12:35'13.690
12	46.111	34.792	40.139	2'01.042P	146,5	12:37'14.732
13	38.294	33.161	39.681	1'51.136	222,2	12:39'05.868
14	37.980	33.430	39.591	1'51.001	223,1	12:40'56.869

### 9 L. PATRESE (1'50.336)

Lap	Seg.1	Seg.2	Seg.3	Lap Time	km/h	Local Time
1	48.865			1'52.044P	149,2	12:07'32.414
2	44.341	35.473	40.571	2'00.385P	159,8	12:09'32.799
3	39.210	33.627	40.041	1'52.878	222,2	12:11'25.677
4	38.683	33.277	39.914	1'51.874	221,3	12:13'17.551
5	38.081	33.476	39.965	1'51.522	222,2	12:15'09.073
6	38.375	33.442	39.967	1'51.784	<b>224,1</b>	12:17'00.857
7	38.319	33.163	5'17.140	6'28.622P	222,7	12:23'29.479
8	44.057	35.068	41.442	2'00.567P	160,7	12:25'30.046
9	39.029	34.131	7'39.251	8'52.411P	220,4	12:34'22.457
10	44.131	34.491	40.530	1'59.152P	133,8	12:36'21.609
11	38.806	33.330	39.977	1'52.113	222,2	12:38'13.722
12	38.197	33.557	2'54.305	4'06.059P	<b>224,1</b>	12:42'19.781
13	54.547		5'39.651P	143,4	12:47'59.432	
14	48.756	38.167	40.620	2'07.543P	151,5	12:50'06.975
15	38.822	33.427	39.692	1'51.941	220,4	12:51'58.916
16	38.165	32.812	<b>39.625</b>	1'50.602	<b>224,1</b>	12:53'49.518
17	<b>37.917</b>	<b>32.768</b>	39.651	<b>1'50.336</b>	<b>224,1</b>	12:55'39.854

### 7 D. BEGANOVIC (1'49.175)

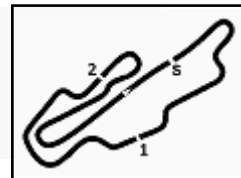
Lap	Seg.1	Seg.2	Seg.3	Lap Time	km/h	Local Time
1	45.603	35.911	1'15.015	2'36.529P	153,4	12:08'59.665
2	51.208	33.000	39.555	2'03.763P	155,4	12:11'03.428
3	37.796	32.478	<b>39.289</b>	1'49.563	220,9	12:12'52.991
4	<b>37.443</b>	32.826	39.419	1'49.688	223,6	12:14'42.679
5	37.601	<b>32.284</b>	39.290	<b>1'49.175</b>	221,8	12:16'31.854
6	37.531	32.295	39.389	1'49.215	223,1	12:18'21.069
7	37.616	32.302	39.431	1'49.349	223,1	12:20'10.418
8	37.608	32.398	39.487	1'49.493	222,7	12:21'59.911
9	37.650	32.524	39.380	1'49.554	223,1	12:23'49.465
10	37.488	32.367	39.385	1'49.240	223,6	12:25'38.705
11	37.673	33.005	7'18.217	8'28.895P	223,1	12:34'07.600
12	41.709	33.181	39.822	1'54.712P	157,0	12:36'02.312
13	38.237	32.709	39.514	1'50.460	221,8	12:37'52.772
14	37.960	32.412	39.404	1'49.776	223,1	12:39'42.548
15	37.946	33.247	39.513	1'50.706	224,1	12:41'33.254
16	38.048	32.579	5'26.396	6'37.023P	223,1	12:48'10.277
17	42.272	34.252	39.735	3'16.976P	160,7	12:51'27.253
18	38.247	32.952	39.397	1'50.596	<b>226,4</b>	12:53'17.849

### 13 J. FERATI (1'50.206)

Lap	Seg.1	Seg.2	Seg.3	Lap Time	km/h	Local Time
1	47.463	39.431	42.002	2'08.896P	153,6	12:07'19.269
2	40.202	35.013	40.474	1'55.689	214,7	12:09'14.958
3	40.967	33.724	40.265	1'54.956	220,4	12:11'09.914
4	38.939	33.749	40.031	1'52.719	221,8	12:13'02.633
5	38.236	33.268	39.902	1'51.406	222,7	12:14'54.039
6	38.195	33.184	39.884	1'51.263	222,2	12:16'45.302
7	38.083	33.067	39.764	1'50.914	222,2	12:18'36.216
8	38.018	32.972	39.617	1'50.607	223,6	12:20'26.823
9	38.137	33.785	40.068	1'51.990	225,0	12:22'18.813
10	38.512	33.690	11'10.896	12'23.098P	224,5	12:34'41.911
11	54.784	40.091	42.962	2'17.837P	111,1	12:36'59.748
12	39.823	34.536	40.117	1'54.476	220,9	12:38'54.224
13	39.271	33.506	39.825	1'52.602	224,1	12:40'46.826

01/10/2020

P = Pits In/Out - C = Lap Time Cancelled



# ACI Racing Weekend Mugello 01-04 Ottobre 2020

## Test Italian F4 Championship Power by Abarth - Analysis Free Practice 2

Aut. Int. Mugello Auto 5.245 m

2 / 4

14	38.200	32.981	39.811	1'50.992	223,6	12:42'37.818	7	37.868	34.565	39.592	1'52.025	223,6	12:19'00.234
15	39.578			5'13.376P	223,1	12:47'51.194	8	38.080	32.944	3'11.260	4'22.284P	223,6	12:23'22.518
16	44.044	34.137	39.779	1'57.960P	155,0	12:49'49.154	9	51.065	39.159	1'28.466	2'58.690P	137,9	12:26'21.208
17	38.112	37.396	40.121	1'55.629	223,6	12:51'44.783	10	46.211	48.624	6'12.871	7'47.706P	150,6	12:34'08.914
18	38.092	33.140	<b>39.480</b>	1'50.712	225,0	12:53'35.495	11	43.999	34.698	39.969	1'58.666P	153,2	12:36'07.580
19	<b>37.939</b>	<b>32.684</b>	39.583	<b>1'50.206</b>	<b>225,5</b>	12:55'25.701	12	37.929	33.089	39.401	1'50.419	223,6	12:37'57.999

### 14 F. UGRAN (1'48.762)

Lap	Seg.1	Seg.2	Seg.3	Lap Time	km/h	Local Time
						12:06'31.855
1	45.646	36.679	42.945	2'05.270P	155,2	12:08'37.125
2	43.231	35.401	42.122	2'00.754	188,2	12:10'37.879
3	39.195	33.570	41.508	1'54.273	210,9	12:12'32.152
4	37.886	34.214	39.710	1'51.810	225,0	12:14'23.962
5	37.916	32.869	39.457	1'50.242	225,0	12:16'14.204
6	37.725	32.649	39.675	1'50.049	225,9	12:18'04.253
7	37.576	32.600	39.377	1'49.553	225,9	12:19'53.806
8	37.687	35.283	40.193	1'53.163	<b>226,9</b>	12:21'46.969
9	37.951	33.109	39.694	1'50.754	224,1	12:23'37.723
10	37.796	33.342	9'49.765	11'00.903P	225,5	12:34'38.626
11	57.039			4'24.518P	105,8	12:39'03.144
12	46.274	39.775	45.275	2'11.324P	157,2	12:41'14.468
13	42.587	37.015	5'02.854	6'22.456P	194,2	12:47'36.924
14	42.179	34.035	39.777	1'55.991P	157,4	12:49'32.915
15	37.775	32.696	39.285	1'49.756	224,1	12:51'22.671
16	37.426	<b>32.186</b>	39.223	1'48.835	225,5	12:53'11.506
17	<b>37.402</b>	32.222	<b>39.138</b>	<b>1'48.762</b>	<b>226,9</b>	12:55'00.268

### 27 S. FREYMUTH (1'49.428)

Lap	Seg.1	Seg.2	Seg.3	Lap Time	km/h	Local Time
						12:06'28.422
1	48.097	39.084	42.270	2'09.451P	154,3	12:08'37.873
2	41.787	34.458	40.429	1'56.674	204,5	12:10'34.547
3	39.069	33.687	40.249	1'53.005	219,5	12:12'27.552
4	38.701	33.331	39.933	1'51.965	221,3	12:14'19.517
5	38.154	33.107	39.832	1'51.093	221,8	12:16'10.610
6	38.149	32.955	39.981	1'51.085	222,2	12:18'01.695
7	38.074	32.986	39.934	1'50.994	222,7	12:19'52.689
8	42.987	36.257	13'17.922	14'37.166P	222,2	12:34'29.855
9	47.939	39.476	44.981	2'12.396P	158,1	12:36'42.251
10	41.985	34.908	40.366	1'57.259	196,7	12:38'39.510
11	38.589	33.440	39.778	1'51.807	222,7	12:40'31.317
12	38.056	32.757	39.682	1'50.495	223,1	12:42'21.812
13	37.781			5'42.050P	222,2	12:48'03.862
14	43.798	34.279	39.883	1'57.960P	161,2	12:50'01.822
15	37.822	32.595	39.621	1'50.038	222,2	12:51'51.860
16	37.635	32.596	39.637	1'49.868	<b>224,5</b>	12:53'41.728
17	37.500	<b>32.417</b>	<b>39.511</b>	<b>1'49.428</b>	224,1	12:55'31.156

### 15 P. WISNICKI (1'50.475)

Lap	Seg.1	Seg.2	Seg.3	Lap Time	km/h	Local Time
						12:05'47.961
1	49.620	38.801	43.349	2'11.770P	138,5	12:07'59.731
2	40.669	35.044	40.828	1'56.541	210,9	12:09'56.272
3	39.061	33.981	40.366	1'53.408	220,4	12:11'49.680
4	39.923	35.165	40.317	1'55.405	224,1	12:13'45.085
5	38.695	33.570	40.073	1'52.338	223,6	12:15'37.423
6	41.793	36.538	41.895	2'00.226	222,2	12:17'37.649
7	39.859	33.534	39.757	1'53.150	219,5	12:19'30.799
8	38.397	33.282	39.772	1'51.451	223,6	12:21'22.250
9	38.263	33.333	39.967	1'51.563	224,1	12:23'13.813
10	38.273	32.972	39.936	1'51.181	221,8	12:25'04.994
11	38.774	35.002	8'26.016	9'39.792P	221,3	12:34'44.786
12	52.819	40.536	42.879	2'16.234P	120,4	12:37'01.020
13	40.862	34.527	39.964	1'55.353	194,9	12:38'56.373
14	38.399	33.226	<b>39.651</b>	1'51.276	224,5	12:40'47.649
15	38.125	33.052	39.692	1'50.869	225,9	12:42'38.518
16	40.278			5'28.526P	<b>226,4</b>	12:48'07.044
17	44.265	38.763	42.064	2'05.092P	156,5	12:50'12.136
18	38.470	33.061	39.872	1'51.403	221,3	12:52'03.539
19	<b>37.967</b>	<b>32.725</b>	39.783	<b>1'50.475</b>	222,7	12:53'54.014
20	38.003	32.967	39.707	1'50.677	222,7	12:55'44.691

### 28 F. BRASCHI (1'48.938)

Lap	Seg.1	Seg.2	Seg.3	Lap Time	km/h	Local Time
						12:05'29.096
1	51.125	39.247	43.624	2'13.996P	133,0	12:07'43.092
2	43.207	36.306	42.606	2'02.119	187,5	12:09'45.211
3	42.743	36.074	42.041	2'00.858	182,4	12:11'46.069
4	39.966	35.463	39.927	1'55.356	221,8	12:13'41.425
5	38.411	33.465	39.657	1'51.533	222,2	12:15'32.958
6	38.227	32.975	39.463	1'50.665	223,1	12:17'23.623
7	37.861	32.770	39.485	1'50.116	223,6	12:19'13.739
8	37.820	32.639	39.398	1'49.857	222,7	12:21'03.596
9	38.167	33.123	39.787	1'51.077	222,7	12:22'54.673
10	37.878	32.552	39.341	1'49.771	223,1	12:24'44.444
11	37.672	33.401	8'25.306	9'36.379P	224,1	12:34'20.823
12	51.225	39.073	42.817	2'13.115P	127,7	12:36'33.938
13	40.510	35.606	41.444	1'57.560	218,2	12:38'31.498
14	39.024	33.683	39.401	1'52.108	221,8	12:40'23.606
15	37.805	32.600	39.284	1'49.689	223,6	12:42'13.295
16	37.467	35.704	4'11.776	5'24.947P	224,5	12:47'38.242
17	41.825	33.644	39.992	1'55.461P	158,4	12:49'33.703
18	38.794	33.068	39.474	1'51.336	<b>226,4</b>	12:51'25.039
19	37.771	32.582	<b>39.260</b>	1'49.613	<b>226,4</b>	12:53'14.652
20	<b>37.399</b>	<b>32.238</b>	39.301	<b>1'48.938</b>	<b>226,4</b>	12:55'03.590

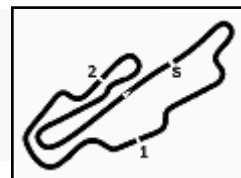
### 17 J. EDGAR (1'48.649)

Lap	Seg.1	Seg.2	Seg.3	Lap Time	km/h	Local Time
						12:05'22.112
1	53.358	41.195	45.262	2'19.815P	134,2	12:07'41.927
2	42.579	36.327	42.069	2'00.975	191,5	12:09'42.902
3	40.799	33.958	39.687	1'54.444	182,7	12:11'37.346
4	38.036	32.764	39.525	1'50.325	222,7	12:13'27.671
5	37.874	32.857	39.636	1'50.367	223,1	12:15'18.038
6	37.940	32.648	39.583	1'50.171	222,7	12:17'08.209

### 31 T. BARNARD (1'50.064)

Lap	Seg.1	Seg.2	Seg.3	Lap Time	km/h	Local Time

01/10/2020 P = Pits In/Out - C = Lap Time Cancelled



ACI Racing Weekend Mugello 01-04 Ottobre 2020

Test Italian F4 Championship Power by Abarth - Analysis Free Practice 2

Aut. Int. Mugello Auto 5.245 m

3 / 4

1	47.148	37.178	41.098	2'05.424P	153,0	12:06'51.631	16	43.904	37.941	42.619	2'04.464	190,1	12:52'16.950
2	39.739	33.721	39.936	1'53.396	220,4	12:10'50.451	17	41.659	34.220	40.592	1'56.471	178,8	12:54'13.421
3	38.733	33.672	39.776	1'52.181	224,1	12:12'42.632	18	<b>37.465</b>	<b>32.107</b>	<b>38.975</b>	<b>1'48.547</b>	<b>226,9</b>	12:56'01.968

52 J. CRAWFORD (1'48.737)

Lap	Seg.1	Seg.2	Seg.3	Lap Time	km/h	Local Time
1	52.158	40.433	44.840	2'17.431P	125,9	12:08'23.111
2	42.786	36.814	42.890	2'02.490	180,3	12:10'25.601
3	40.005	35.783	40.714	1'56.502	206,1	12:12'22.103
4	38.359	33.383	39.846	1'51.588	221,3	12:14'13.691
5	38.143	33.144	39.656	1'50.943	221,3	12:16'04.634
6	38.115	33.090	39.966	1'51.171	221,8	12:17'55.805
7	38.117	32.928	39.874	1'50.919	221,3	12:19'46.724
8	38.027	32.972	3'13.648	4'24.647P	221,3	12:24'11.371
9	47.682	37.778	42.375	2'07.835P	151,7	12:26'19.206
10	40.957	51.893	6'20.096	7'52.946P	194,6	12:34'12.152
11	43.651	34.633	40.324	1'58.608P	148,1	12:36'10.760
12	38.329	32.932	39.613	1'50.874	225,0	12:38'01.634
13	37.839	32.747	39.439	1'50.025	225,5	12:39'51.659
14	37.754	32.657	39.395	1'49.806	225,5	12:41'41.465
15	37.800	32.733	5'06.257	6'16.790P	224,5	12:47'58.255
16	51.371	40.120	42.496	2'13.987P	146,5	12:50'12.242
17	41.049	35.780	41.043	1'57.872	212,2	12:52'10.114
18	39.041	33.549	39.583	1'52.173	217,7	12:54'02.287
19	<b>37.446</b>	<b>32.172</b>	<b>39.119</b>	<b>1'48.737</b>	<b>225,9</b>	12:55'51.024

46 G. MINI (1'49.072)

Lap	Seg.1	Seg.2	Seg.3	Lap Time	km/h	Local Time
1	51.189	40.314	1'16.094	2'47.597P	134,5	12:08'00.007
2	50.823	36.123	1'12.928	2'39.874P	156,3	12:10'39.881
3	51.074	33.360	42.757	2'07.191P	155,4	12:12'47.072
4	37.908	32.969	39.361	1'50.238	223,6	12:14'37.310
5	37.542	32.437	39.357	1'49.336	224,1	12:16'26.646
6	37.765	32.356	39.210	1'49.331	225,0	12:18'15.977
7	37.596	32.422	<b>39.199</b>	1'49.217	225,5	12:20'05.194
8	<b>37.485</b>	32.426	39.241	1'49.152	225,0	12:21'54.346
9	37.511	<b>32.344</b>	39.217	<b>1'49.072</b>	225,0	12:23'43.418
10	37.719	32.571	39.345	1'49.635	225,5	12:25'33.053
11	37.821	32.844	7'32.984	8'43.649P	<b>226,9</b>	12:34'16.702
12	42.916		1'23.920P	158,4	12:35'40.622	
13	41.735	33.323	39.680	1'54.738P	160,7	12:37'35.360
14	38.066	32.660	39.325	1'50.051	225,5	12:39'25.411
15	37.813	32.833	39.318	1'49.964	225,0	12:41'15.375
16	37.720	32.626	5'16.227	6'26.573P	225,9	12:47'41.948
17	42.375	33.438	39.694	3'17.201P	161,2	12:50'59.149
18	38.029	32.760	39.306	1'50.095	224,5	12:52'49.244
19	37.969	32.595	39.313	1'49.877	225,9	12:54'39.121

68 S. RAMOS REYNOSO (1'50.168)

Lap	Seg.1	Seg.2	Seg.3	Lap Time	km/h	Local Time
1	50.230	39.193	42.946	2'12.369P	143,4	12:07'44.003
2	43.610	36.380	42.113	2'02.103		12:09'46.106
3	42.753	37.639	42.094	2'02.486		12:11'48.592
4	39.538	34.913	40.490	1'54.941		12:13'43.533
5	43.232	36.960	42.088	2'02.280		12:15'45.813
6	38.925	33.542	39.945	1'52.412		12:17'38.225
7	38.324	33.044	39.897	1'51.265		12:19'29.490
8	38.184	33.363	39.998	1'51.545		12:21'21.035
9	42.714	35.207	40.468	1'58.389		12:23'19.424
10	38.446	32.718	39.737	1'50.901		12:25'10.325
11	38.080	37.898	8'14.408	9'30.386P		12:34'40.711
12	55.624	39.532	41.972	2'17.128P	108,3	12:36'57.839
13	40.674	34.202	40.499	1'55.375	<b>200,7</b>	12:38'53.214
14	41.252	34.989	41.307	1'57.548		12:40'50.762
15	38.043	32.735	39.721	1'50.499		12:42'41.261
16	40.218		6'20.122P			12:49'01.383
17	42.811	33.435	43.353	1'59.599P	159,1	12:51'00.982
18	38.005	32.586	<b>39.577</b>	<b>1'50.168</b>		12:52'51.150
19	39.017	32.768	39.616	1'51.401		12:54'42.551

51 F. PIZZI (1'48.547)

Lap	Seg.1	Seg.2	Seg.3	Lap Time	km/h	Local Time
1	52.125	40.864	44.894	2'17.883P	131,9	12:07'42.654
2	43.064	36.219	42.769	2'02.052	180,3	12:09'44.706
3	42.386	36.033	41.728	2'00.147	173,6	12:11'44.853
4	39.404	38.902	3'50.602	5'08.908P	221,8	12:16'53.761
5	48.996	35.000	39.838	2'03.834P	141,4	12:18'57.595
6	38.327	33.259	39.682	1'51.268	225,0	12:20'48.863
7	38.252	33.543	39.718	1'51.513	226,4	12:22'40.376
8	37.947	32.817	39.471	1'50.235	224,5	12:24'30.611
9	37.882	32.687	39.430	1'49.999	225,0	12:26'20.610
10	37.807	48.571	6'30.549	7'56.927P	<b>226,9</b>	12:34'17.537
11	43.534	36.454	40.069	2'00.057P	157,0	12:36'17.594
12	38.333	33.473	39.542	1'51.348	225,5	12:38'08.942
13	38.254	32.929	39.437	1'50.620	225,5	12:39'59.562
14	37.792	33.193	6'44.563	7'55.548P	225,9	12:47'55.110
15	51.434	42.030	43.912	2'17.376P	128,0	12:50'12.486

72 L. FORNAROLI (1'49.147)

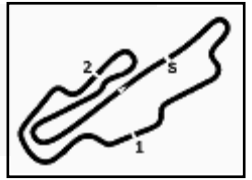
Lap	Seg.1	Seg.2	Seg.3	Lap Time	km/h	Local Time
1	48.441	38.561	42.598	2'09.600P	146,1	12:07'27.315
2	39.972	34.491	40.196	1'54.659	216,0	12:09'21.974
3	38.521	32.913	39.819	1'51.253	221,8	12:11'13.227
4	37.957	33.410	41.048	1'52.415	223,1	12:13'05.642
5	39.825	33.363	39.853	1'53.041	222,7	12:14'58.683
6	38.378	32.737	39.759	1'50.874	222,2	12:16'49.557
7	38.024	32.649	39.833	1'50.506	222,7	12:18'40.063
8	37.917	32.485	39.788	1'50.190	223,6	12:20'30.253

01/10/2020

P = Pits In/Out - C = Lap Time Cancelled







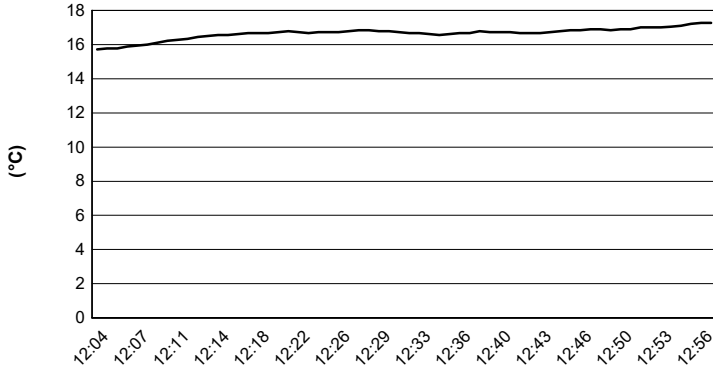
# ACI Racing Weekend Mugello 01-04 Ottobre 2020

## Test Italian F4 Championship Power by Abarth - Weather Report Free Practice 2

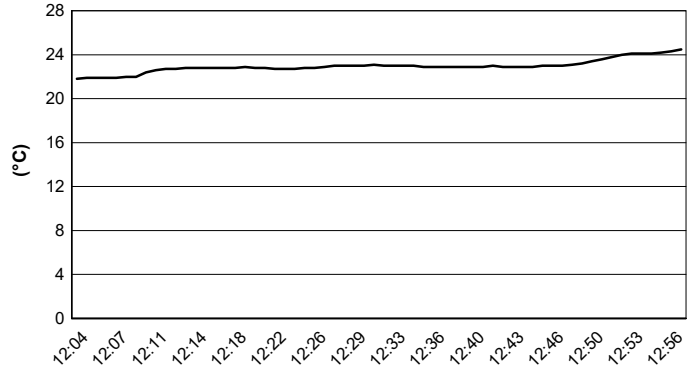
Aut. Int. Mugello Auto 5.245 m

Session started 12:04 - Session ended 12:57

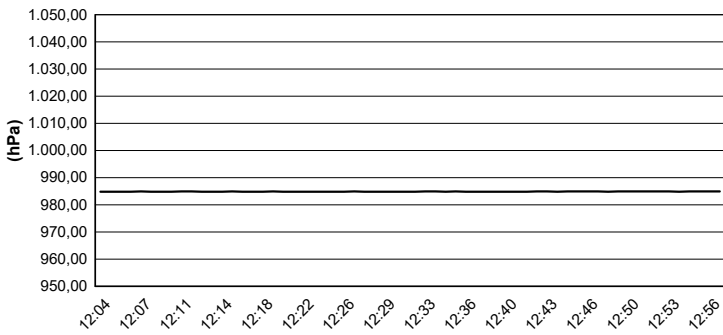
### Air Temperature



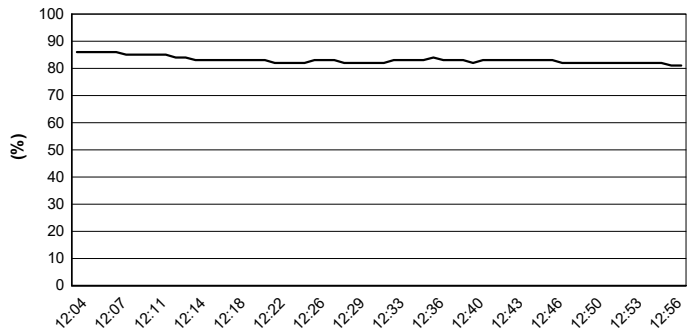
### Track Temperature



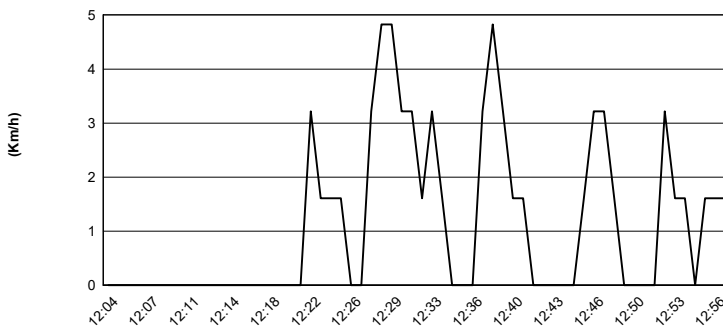
### Air Pressure



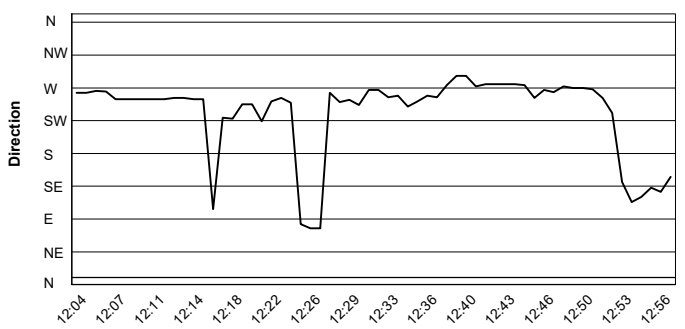
### Humidity



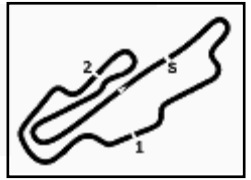
### Wind Speed



### Wind Direction



01/10/2020



ACI Racing Weekend Mugello 01-04 Ottobre 2020

Test Italian F4 Championship Power by Abarth - Sector and Speeds Free Practice 2

Aut. Int. Mugello Auto 5.245 m

BEST LAP

1	51 PIZZI	Francesco	Tatuus F4 T-014 Abarth	1'48.547
2	17 EDGAR	Jonny	Tatuus F4 T-014 Abarth	1'48.649
3	52 CRAWFORD	Jak	Tatuus F4 T-014 Abarth	1'48.737
4	14 UGRAN	Filip Joan	Tatuus F4 T-014 Abarth	1'48.762
5	28 BRASCHI	Francesco	Tatuus F4 T-014 Abarth	1'48.938
6	46 MINI	Gabriele	Tatuus F4 T-014 Abarth	1'49.072
7	72 FORNAROLI	Leonardo	Tatuus F4 T-014 Abarth	1'49.147
8	7 BEGANOVIC	Dino	Tatuus F4 T-014 Abarth	1'49.175
9	85 BORTOLETO OLIVERA	Gabri	Tatuus F4 T-014 Abarth	1'49.195
10	77 ROSSO	Andrea	Tatuus F4 T-014 Abarth	1'49.288
11	6 MONTOYA	Sebastian	Tatuus F4 T-014 Abarth	1'49.428
12	27 FREYMUTH	Sebastian	Tatuus F4 T-014 Abarth	1'49.428
13	31 BARNARD	Taylor	Tatuus F4 T-014 Abarth	1'50.064
14	68 RAMOS REYNOSO	Santiago	Tatuus F4 T-014 Abarth	1'50.168
15	13 FERATI	Jasin	Tatuus F4 T-014 Abarth	1'50.206
16	3 SMAL	Kyrill	Tatuus F4 T-014 Abarth	1'50.297
17	9 PATRESE	Lorenzo	Tatuus F4 T-014 Abarth	1'50.336
18	15 WISNICKI	Piotr	Tatuus F4 T-014 Abarth	1'50.475
19	88 AL QUBAIS	Hamda	Tatuus F4 T-014 Abarth	1'50.688
20	76 CATINO	Vittorio	Tatuus F4 T-014 Abarth	1'50.937
21	86 VALINT	Bence	Tatuus F4 T-014 Abarth	1'52.281
22	8 CENYU	Han	Tatuus F4 T-014 Abarth	1'52.476

SPEED

1	31 BARNARD	Taylor	Tatuus F4 T-014 Abarth	233,3
2	76 CATINO	Vittorio	Tatuus F4 T-014 Abarth	230,8
3	6 MONTOYA	Sebastian	Tatuus F4 T-014 Abarth	228,8
4	72 FORNAROLI	Leonardo	Tatuus F4 T-014 Abarth	227,8
5	14 UGRAN	Filip Joan	Tatuus F4 T-014 Abarth	226,9
6	46 MINI	Gabriele	Tatuus F4 T-014 Abarth	226,9
7	51 PIZZI	Francesco	Tatuus F4 T-014 Abarth	226,9
8	77 ROSSO	Andrea	Tatuus F4 T-014 Abarth	226,9
9	17 EDGAR	Jonny	Tatuus F4 T-014 Abarth	226,9
10	7 BEGANOVIC	Dino	Tatuus F4 T-014 Abarth	226,4
11	28 BRASCHI	Francesco	Tatuus F4 T-014 Abarth	226,4
12	85 BORTOLETO OLIVERA	Gabri	Tatuus F4 T-014 Abarth	226,4
13	8 CENYU	Han	Tatuus F4 T-014 Abarth	226,4
14	15 WISNICKI	Piotr	Tatuus F4 T-014 Abarth	226,4
15	52 CRAWFORD	Jak	Tatuus F4 T-014 Abarth	225,9
16	13 FERATI	Jasin	Tatuus F4 T-014 Abarth	225,5
17	27 FREYMUTH	Sebastian	Tatuus F4 T-014 Abarth	224,5
18	88 AL QUBAIS	Hamda	Tatuus F4 T-014 Abarth	224,1
19	9 PATRESE	Lorenzo	Tatuus F4 T-014 Abarth	224,1
20	3 SMAL	Kyrill	Tatuus F4 T-014 Abarth	224,1
21	86 VALINT	Bence	Tatuus F4 T-014 Abarth	221,8
22	68 RAMOS REYNOSO	Santiago	Tatuus F4 T-014 Abarth	200,7

SEG. 1

1	17 EDGAR	Jonny	37.341
2	28 BRASCHI	Francesco	37.399
3	14 UGRAN	Filip Joan	37.402
4	27 FREYMUTH	Sebastian	37.403
5	7 BEGANOVIC	Dino	37.443
6	52 CRAWFORD	Jak	37.446
7	85 BORTOLETO OLIVERA		37.451
8	51 PIZZI	Francesco	37.465
9	46 MINI	Gabriele	37.485
10	72 FORNAROLI	Leonardo	37.506
11	6 MONTOYA	Sebastian	37.586
12	77 ROSSO	Andrea	37.594
13	68 RAMOS REYNOSO	Sa	37.753
14	31 BARNARD	Taylor	37.835
15	3 SMAL	Kyrill	37.839
16	9 PATRESE	Lorenzo	37.917
17	88 AL QUBAIS	Hamda	37.922
18	13 FERATI	Jasin	37.939
19	15 WISNICKI	Piotr	37.967
20	8 CENYU	Han	38.177
21	76 CATINO	Vittorio	38.212
22	86 VALINT	Bence	38.610

SEG. 2

1	51 PIZZI	Francesco	32.107
2	52 CRAWFORD	Jak	32.172
3	14 UGRAN	Filip Joan	32.186
4	17 EDGAR	Jonny	32.228
5	28 BRASCHI	Francesco	32.238
6	72 FORNAROLI	Leonardo	32.275
7	7 BEGANOVIC	Dino	32.284
8	46 MINI	Gabriele	32.344
9	77 ROSSO	Andrea	32.349
10	6 MONTOYA	Sebastian	32.378
11	85 BORTOLETO OLIVERA		32.386
12	27 FREYMUTH	Sebastian	32.417
13	68 RAMOS REYNOSO	Sa	32.528
14	3 SMAL	Kyrill	32.596
15	31 BARNARD	Taylor	32.600
16	88 AL QUBAIS	Hamda	32.648
17	13 FERATI	Jasin	32.684
18	15 WISNICKI	Piotr	32.725
19	9 PATRESE	Lorenzo	32.768
20	8 CENYU	Han	32.938
21	76 CATINO	Vittorio	32.990
22	86 VALINT	Bence	33.489

SEG. 3

1	51 PIZZI	Francesco	38.975
2	17 EDGAR	Jonny	39.080
3	52 CRAWFORD	Jak	39.119
4	14 UGRAN	Filip Joan	39.138
5	46 MINI	Gabriele	39.199
6	77 ROSSO	Andrea	39.242
7	28 BRASCHI	Francesco	39.260
8	85 BORTOLETO OLIVERA		39.277
9	7 BEGANOVIC	Dino	39.289
10	6 MONTOYA	Sebastian	39.332
11	72 FORNAROLI	Leonardo	39.366
12	13 FERATI	Jasin	39.480
13	76 CATINO	Vittorio	39.507
14	27 FREYMUTH	Sebastian	39.511
15	31 BARNARD	Taylor	39.566
16	68 RAMOS REYNOSO	Sa	39.577
17	3 SMAL	Kyrill	39.591
18	9 PATRESE	Lorenzo	39.625
19	15 WISNICKI	Piotr	39.651
20	88 AL QUBAIS	Hamda	39.930
21	8 CENYU	Han	40.110
22	86 VALINT	Bence	40.182