

ACI Racing Weekend Mugello 01-04 Ottobre 2020

Test Italian F4 Championship Power by Abarth - Results Free Practice 4

Aut. Int. Mugello Auto 5.245 m

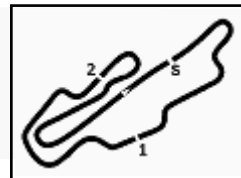
No.	Driver	Nat	Entrant	Team	Car	Class	Time	Gap	Rel.	Laps
1	46 MINI Gabriele	ITA	Prema Powerteam	Prema Powerteam	Tatuus F4 T-014 Abarth	R	1'47.711			20
2	35 DELLI GUANTI Pietro	ITA	BVM Racing	BVM Technorace	Tatuus F4 T-014 Abarth	R	1'47.874	0.163	0.163	18
3	85 BORTOLETO OLIVERA Gabriel	BRA	Prema Powerteam	Prema Powerteam	Tatuus F4 T-014 Abarth	R	1'47.938	0.227	0.064	19
4	7 BEGANOVIC Dino	SWE	Prema Powerteam	Prema Powerteam	Tatuus F4 T-014 Abarth	R	1'48.012	0.301	0.074	19
5	19 OGAARD Sebastian	DEN	Bhaitech	Bhaitech	Tatuus F4 T-014 Abarth	R	1'48.281	0.570	0.269	19
6	48 SALMENAUTIO Jesse	FIN	Bhaitech	Bhaitech	Tatuus F4 T-014 Abarth	R	1'48.391	0.680	0.110	18
7	84 SIMONAZZI Francesco	ITA	BVM Racing	BVM Technorace	Tatuus F4 T-014 Abarth	R	1'48.415	0.704	0.024	18
8	77 ROSSO Andrea	ITA	Cram Motorsport	Cram Motorsport	Tatuus F4 T-014 Abarth	R	1'48.500	0.789	0.085	24
9	11 PATTERSON Dexter	GBR	Bhaitech	Bhaitech	Tatuus F4 T-014 Abarth	R	1'48.529	0.818	0.029	21
10	14 UGRAN Filip Joan	ROU	Jenzer Motorsport	Jenzer Motorsport	Tatuus F4 T-014 Abarth	R	1'48.629	0.918	0.100	21
11	31 BARNARD Taylor	GBR	AKM Motorsport	AKM Motorsport	Tatuus F4 T-014 Abarth	R	1'48.726	1.015	0.097	23
12	6 MONTOYA Sebastian	COL	Prema Powerteam	Prema Powerteam	Tatuus F4 T-014 Abarth	R	1'48.778	1.067	0.052	16
13	68 RAMOS REYNOSO Santiago	MEX	Jenzer Motorsport	Jenzer Motorsport	Tatuus F4 T-014 Abarth	R	1'48.928	1.217	0.150	19
14	66 CHOVANEK Zdenek	CZE	Bhaitech	Bhaitech	Tatuus F4 T-014 Abarth	R	1'49.095	1.384	0.167	18
15	27 FREYMUTH Sebastian	DEU	AS Motorsport	AS Motorsport	Tatuus F4 T-014 Abarth	R	1'49.232	1.521	0.137	24
16	13 FERATI Jasin	CHE	Jenzer Motorsport	Jenzer Motorsport	Tatuus F4 T-014 Abarth	R	1'49.286	1.575	0.054	20
17	21 GNOS Axel	CHE	G4 Racing	G4 Racing	Tatuus F4 T-014 Abarth	R	1'49.453	1.742	0.167	21
18	9 PATRESE Lorenzo	ITA	AKM Motorsport	AKM Motorsport	Tatuus F4 T-014 Abarth	R	1'49.661	1.950	0.208	22
19	76 CATINO Vittorio	ITA	Cram Motorsport	Cram Motorsport	Tatuus F4 T-014 Abarth	R	1'49.809	2.098	0.148	26
20	86 VALINT Bence	HUN	Van Amersfoort Racing	Van Amersfoort Racing	Tatuus F4 T-014 Abarth	R	1'50.001	2.290	0.192	24
21	28 BRASCHI Francesco	ITA	Jenzer Motorsport	Jenzer Motorsport	Tatuus F4 T-014 Abarth	R	1'50.007	2.296	0.006	8
22	15 WISNICKI Piotr	POL	Jenzer Motorsport	Jenzer Motorsport	Tatuus F4 T-014 Abarth	R	1'50.499	2.788	0.492	7

Humidity:	70%	AIR	18°C
Condition:	DRY	Temp:	22°C

Race Director :

Clerk of the Course : Antonio Canu

	Start	End
01/10/2020	17:04	18:01



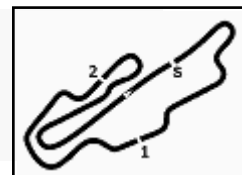
ACI Racing Weekend Mugello 01-04 Ottobre 2020

Test Italian F4 Championship Power by Abarth - Ideal Times Free Practice 4

Aut. Int. Mugello Auto 5.245 m

No. Driver	Car	Seg. 1 Diff. 1	Seg. 2 Diff. 2	Seg. 3 Diff. 3	Ideal Time		
					Best Lap	Pos.	Diff.
1 35 DELLI GUANTI P. (ITA)	Tatuus F4 T-014 Abarth	36.893 +0.151	31.761	39.050 +0.019	1'47.704 1'47.874	2	0.170
2 46 MINI G. (ITA)	Tatuus F4 T-014 Abarth	36.951	31.825	38.935	1'47.711 1'47.711	1	
3 85 BORTOLETO OLIVERA	Tatuus F4 T-014 Abarth	37.096	31.822	38.982 +0.038	1'47.900 1'47.938	3	0.038
4 7 BEGANOVIC D. (SWE)	Tatuus F4 T-014 Abarth	37.082	31.842	39.088	1'48.012 1'48.012	4	
5 48 SALMENAUTIO J. (FIN)	Tatuus F4 T-014 Abarth	37.053 +0.100	32.078 +0.063	39.048 +0.049	1'48.179 1'48.391	6	0.212
6 19 OGAARD S. (DEN)	Tatuus F4 T-014 Abarth	37.175	31.912	39.159 +0.035	1'48.246 1'48.281	5	0.035
7 84 SIMONAZZI F. (ITA)	Tatuus F4 T-014 Abarth	37.089	31.957 +0.002	39.267 +0.100	1'48.313 1'48.415	7	0.102
8 11 PATTERSON D. (GBR)	Tatuus F4 T-014 Abarth	37.152	32.017 +0.084	39.183 +0.093	1'48.352 1'48.529	9	0.177
9 14 UGRAN F. (ROU)	Tatuus F4 T-014 Abarth	37.169 +0.110	32.206 +0.079	39.065	1'48.440 1'48.629	10	0.189
10 6 MONTOYA S. (COL)	Tatuus F4 T-014 Abarth	37.150 +0.201	32.068	39.281 +0.078	1'48.499 1'48.778	12	0.279
11 77 ROSSO A. (ITA)	Tatuus F4 T-014 Abarth	37.242	32.027	39.231	1'48.500 1'48.500	8	
12 31 BARNARD T. (GBR)	Tatuus F4 T-014 Abarth	37.373	32.063 +0.155	39.135	1'48.571 1'48.726	11	0.155
13 68 RAMOS REYNOSO S. ()	Tatuus F4 T-014 Abarth	37.136 +0.092	32.205 +0.169	39.326	1'48.667 1'48.928	13	0.261
14 66 CHOVANEK Z. (CZE)	Tatuus F4 T-014 Abarth	37.275 +0.111	32.309 +0.121	39.279	1'48.863 1'49.095	14	0.232
15 27 FREYMUTH S. (DEU)	Tatuus F4 T-014 Abarth	37.330 +0.096	32.262	39.458 +0.086	1'49.050 1'49.232	15	0.182
16 13 FERATI J. (CHE)	Tatuus F4 T-014 Abarth	37.470 +0.062	32.427	39.327	1'49.224 1'49.286	16	0.062
17 21 GNOS A. (CHE)	Tatuus F4 T-014 Abarth	37.443 +0.095	32.362	39.454 +0.099	1'49.259 1'49.453	17	0.194
18 9 PATRESE L. (ITA)	Tatuus F4 T-014 Abarth	37.556	32.339 +0.225	39.541	1'49.436 1'49.661	18	0.225
19 76 CATINO V. (ITA)	Tatuus F4 T-014 Abarth	37.536	32.614 +0.247	39.412	1'49.562 1'49.809	19	0.247
20 28 BRASCHI F. (ITA)	Tatuus F4 T-014 Abarth	37.714	32.730	39.448 +0.115	1'49.892 1'50.007	21	0.115
21 86 VALINT B. (HUN)	Tatuus F4 T-014 Abarth	37.807	32.476	39.718	1'50.001 1'50.001	20	
22 15 WISNICKI P. (POL)	Tatuus F4 T-014 Abarth	37.988 +0.089	32.717	39.705	1'50.410 1'50.499	22	0.089
Overall Ideal Time		36.893	36.893	31.761 38.935	1'47.589		

01/10/2020



ACI Racing Weekend Mugello 01-04 Ottobre 2020

Test Italian F4 Championship Power by Abarth - Analysis Free Practice 4

Aut. Int. Mugello Auto 5.245 m

1 / 5

6 S. MONTOYA (1'48.778)						
Lap	Seg.1	Seg.2	Seg.3	Lap Time	km/h	Local Time
1	45.521	35.015	1'29.466	2'50.002P	154,5	17:06'18.654
2	41.722	34.374	39.825	1'55.921P	164,1	17:11'04.577
3	37.859	32.740	39.622	1'50.221	225,9	17:12'54.798
4	37.576	32.683	39.531	1'49.790	229,8	17:14'44.588
5	37.698	32.508	40.166	1'50.372	228,8	17:16'34.960
6	37.563	32.442	39.342	1'49.347	227,4	17:18'24.307
7	38.194	32.709	11'57.137	13'08.040P	226,9	17:31'32.347
8	49.728	36.118	41.041	2'06.887P	132,7	17:33'39.234
9	38.800	33.370	39.889	1'52.059	214,3	17:35'31.293
10	38.199	32.481	39.413	1'50.093	220,4	17:37'21.386
11	37.390	32.197	39.281	1'48.868	223,6	17:39'10.254
12	37.345	32.146	39.382	1'48.873	224,5	17:40'59.127
13	37.351	32.068	39.359	1'48.778	225,0	17:42'47.905
14	37.268	32.759	42.497	1'52.524	225,0	17:44'40.429
15	37.701	32.604	40.296	1'50.601	225,0	17:46'31.030
16	37.150	32.101	57.779	2'07.030	226,9	17:48'38.060

16	37.800	32.598	39.623	1'50.021	223,1	17:46'05.810
17	37.556	32.564	39.541	1'49.661	223,1	17:47'55.471
18	37.643	33.189	40.811	1'51.643	223,6	17:49'47.114
19	40.289	38.931	41.835	2'01.055	225,9	17:51'48.169
20	37.782	32.545	40.005	1'50.332	225,0	17:53'38.501
21	37.797	32.339	39.683	1'49.819	224,1	17:55'28.320
22	37.925	32.994	39.722	1'50.641	224,5	17:57'18.961

11 D. PATTERSON (1'48.529)						
Lap	Seg.1	Seg.2	Seg.3	Lap Time	km/h	Local Time
1	45.992	37.247	40.308	2'03.547P	155,4	17:07'52.253
2	37.847	32.526	39.541	1'49.914	223,1	17:09'42.167
3	37.543	32.315	39.349	1'49.207	225,9	17:11'31.374
4	37.414	32.281	39.404	1'49.099	228,8	17:13'20.473
5	37.452	32.144	39.509	1'49.105	227,8	17:15'09.578
6	37.282	32.384	39.457	1'49.123	227,4	17:16'58.701
7	37.539			8'56.491P	227,8	17:25'55.192
8	45.524	36.433	40.317	2'02.274P	153,4	17:27'57.466
9	38.568	33.459	39.728	1'51.755	221,3	17:29'49.221
10	37.516	32.671	3'01.633	4'11.820P	227,4	17:34'01.041
11	42.220	33.294	39.541	1'55.055P	155,6	17:35'56.096
12	37.670	33.853	39.753	1'51.276	226,9	17:37'47.372
13	37.652	32.636	39.465	1'49.753	227,4	17:39'37.125
14	40.322			6'14.581P	196,0	17:45'51.706
15	48.495	37.770	41.033	2'07.298P	150,2	17:47'59.004
16	40.272	34.821	39.437	1'54.530	221,8	17:49'53.534
17	37.603	32.537	39.183	1'49.323	228,3	17:51'42.857
18	37.152	32.101	39.276	1'48.529	227,4	17:53'31.386
19	37.248	32.117	39.372	1'48.737	227,8	17:55'20.123
20	37.233	32.017	39.345	1'48.595	227,8	17:57'08.718
21	39.047	35.327	40.144	1'54.518	228,3	17:59'03.236

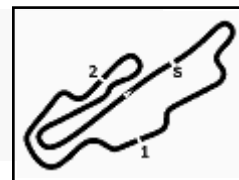
7 D. BEGANOVIC (1'48.012)						
Lap	Seg.1	Seg.2	Seg.3	Lap Time	km/h	Local Time
1	45.208			2'08.955P	139,4	17:08'17.447
2	43.486	33.749	40.041	1'57.276P	154,7	17:10'14.723
3	37.711	32.211	39.221	1'49.143	223,6	17:12'03.866
4	37.437	32.136	39.524	1'49.097	225,5	17:13'52.963
5	37.179	32.454	39.327	1'48.960	228,3	17:15'41.923
6	37.292	32.042	39.402	1'48.736	224,5	17:17'30.659
7	37.256	32.311	41.422	1'50.989	224,5	17:19'21.648
8	37.363	32.450	6'05.964	7'15.777P	225,0	17:26'37.425
9	41.121	33.355	39.483	1'53.959P	160,0	17:28'31.384
10	37.847	32.349	39.279	1'49.475	224,5	17:30'20.859
11	37.372	32.350	39.443	1'49.165	225,9	17:32'10.024
12	37.394		10'03.094P	17'42'13.118	226,4	17:42'13.118
13	50.530	36.747	41.828	2'09.105P	133,7	17:44'22.223
14	44.395	34.259	39.580	1'58.234	200,0	17:46'20.457
15	37.473	32.365	39.090	1'48.928	224,5	17:48'09.385
16	37.180	31.923	39.244	1'48.347	225,0	17:49'57.732
17	37.127	32.057	39.104	1'48.288	225,9	17:51'46.020
18	37.236	31.869	39.093	1'48.198	225,5	17:53'34.218
19	37.082	31.842	39.088	1'48.012	225,9	17:55'22.230

13 J. FERATI (1'49.286)						
Lap	Seg.1	Seg.2	Seg.3	Lap Time	km/h	Local Time
1	46.823	37.347	41.310	2'05.480P	154,7	17:07'14.442
2	39.088	34.930	40.555	1'54.573	219,5	17:09'09.015
3	38.317	33.246	39.717	1'51.280	224,5	17:11'00.295
4	37.787	32.794	39.607	1'50.188	225,5	17:12'50.483
5	37.782	33.047	39.799	1'50.628	225,5	17:14'41.111
6	37.688	32.688	39.703	1'50.079	225,0	17:16'31.190
7	37.691	32.842	39.678	1'50.211	224,1	17:18'21.401
8	42.316	36.306	7'03.343	8'21.965P	224,5	17:26'43.366
9	43.038	34.739	40.297	1'58.074P	160,0	17:28'41.440
10	38.217	33.354	39.889	1'51.460	224,1	17:30'32.900
11	37.918	33.050	39.788	1'50.756	224,5	17:32'23.656
12	37.865	33.110	8'48.573	9'59.548P	225,0	17:42'23.204
13	48.894	39.378	42.496	2'10.768P	150,8	17:44'33.972
14	39.812	34.668	39.980	1'54.460	221,3	17:46'28.432
15	37.960	32.546	39.418	1'49.924	227,4	17:48'18.356
16	37.602	32.584	39.417	1'49.603	226,9	17:50'07.959
17	37.470	32.459	39.366	1'49.295	226,4	17:51'57.254
18	37.506	32.491	39.368	1'49.365	226,9	17:53'46.619
19	37.532	32.427	39.327	1'49.286	225,9	17:55'35.905
20	37.597	32.509	39.504	1'49.610	226,9	17:57'25.515

9 L. PATRESE (1'49.661)						
Lap	Seg.1	Seg.2	Seg.3	Lap Time	km/h	Local Time
1	44.516			1'56.383P	159,8	17:07'48.872
2	43.383	33.581	40.182	1'57.146P	161,0	17:09'46.018
3	37.965	32.651	39.827	1'50.443	222,2	17:11'36.461
4	38.025	32.771	39.794	1'50.590	224,1	17:13'27.051
5	37.852	34.335	41.243	1'53.430	224,5	17:15'20.481
6	37.898	34.162	39.835	1'51.895	225,5	17:17'12.376
7	37.912	32.678	39.879	1'50.469	223,1	17:19'02.845
8	37.851	32.873	8'11.941	9'22.665P	222,7	17:28'25.510
9	45.971	33.775	39.992	1'59.738P	147,1	17:30'25.248
10	38.455	33.632	40.113	1'52.200	223,1	17:32'17.448
11	37.748	32.674	39.936	1'50.358	224,1	17:34'07.806
12	37.909	32.820	40.126	1'50.855	223,1	17:35'58.661
13	38.635			4'21.537P	225,0	17:40'20.198
14	46.892	35.282	40.627	2'02.801P	153,4	17:42'22.999
15	39.537	33.191	40.062	1'52.790	220,4	17:44'15.789

14 F. UGRAN (1'48.629)						
Lap	Seg.1	Seg.2	Seg.3	Lap Time	km/h	Local Time
1	46.937	37.481	41.011	2'05.429P	144,0	17:07'31.317

01/10/2020 P = Pits In/Out - C = Lap Time Cancelled



ACI Racing Weekend Mugello 01-04 Ottobre 2020

Test Italian F4 Championship Power by Abarth - Analysis Free Practice 4

Aut. Int. Mugello Auto 5.245 m

2 / 5

2	39.590	35.014	40.465	1'55.069	220,4	17:09'26.386
3	38.056	32.778	39.622	1'50.456	225,0	17:11'16.842
4	37.686	32.943	39.360	1'49.989	227,4	17:13'06.831
5	37.859	39.830	39.971	1'57.660	231,8	17:15'04.491
6	37.742	32.854	39.476	1'50.072	226,4	17:16'54.563
7	37.598	32.787	39.385	1'49.770	228,3	17:18'44.333
8	37.492	41.153	6'08.099	7'26.744P	228,3	17:26'11.077
9	42.714	35.999	40.078	1'58.791P	157,4	17:28'09.868
10	37.841	32.978	39.386	1'50.205	226,9	17:30'00.073
11	38.872			7'21.209P	228,3	17:37'21.282
12	49.495	40.537	44.650	2'14.682P	151,9	17:39'35.964
13	43.102	36.755	42.206	2'02.063	184,0	17:41'38.027
14	39.795	34.947	39.525	1'54.267	227,8	17:43'32.294
15	37.487	32.248	39.215	1'48.950	228,8	17:45'21.244
16	37.279	32.285	39.065	1'48.629	228,3	17:47'09.873
17	37.169	32.272	39.288	1'48.729	229,8	17:48'58.602
18	37.387	32.362	41.714	1'51.463	229,3	17:50'50.065
19	37.191	32.311	39.165	1'48.667	229,3	17:52'38.732
20	37.181	32.403	39.291	1'48.875	229,3	17:54'27.607
21	37.348	32.206	39.232	1'48.786	228,3	17:56'16.393

4	37.443	35.497	39.881	1'52.821	227,4	17:12'54.187
5	37.601	32.743	39.612	1'49.956	224,5	17:14'44.143
6	37.538	32.362	39.553	1'49.453	224,5	17:16'33.596
7	37.562	32.589	39.556	1'49.707	224,5	17:18'23.303
8	38.817	32.582	9'20.415	10'31.814P	224,1	17:28'55.117
9	48.133	36.622	40.961	2'05.716P	145,2	17:31'00.833
10	39.611	33.820	39.773	1'53.204	221,3	17:32'54.037
11	37.988	32.905	39.659	1'50.552	223,6	17:34'44.589
12	37.566	33.752	39.611	1'50.929	224,1	17:36'35.518
13	37.724	32.823	39.482	1'50.029	224,5	17:38'25.547
14	37.652	32.641	39.538	1'49.831	224,1	17:40'15.378
15	37.594	41.139	7'19.165	8'37.898P	224,5	17:48'53.276
16	44.483	33.118	40.087	1'57.688P	155,2	17:50'50.964
17	37.685	32.933	39.494	1'50.112	226,9	17:52'41.076
18	37.526	32.834	39.740	1'50.100	225,5	17:54'31.176
19	38.272	36.084	39.868	1'54.224	225,9	17:56'25.400
20	37.819	32.552	39.454	1'49.825	225,5	17:58'15.225
21	37.625	32.474	39.548	1'49.647	226,4	18:00'04.872

27 S. FREYMUTH (1'49.232)

Lap	Seg.1	Seg.2	Seg.3	Lap Time	km/h	Local Time
1	44.480	34.615	41.286	2'00.381P	159,5	17:07'33.399
2	40.089	34.630	39.935	1'54.654	192,5	17:09'28.053
3	38.242	33.422	45.501	1'57.165	227,4	17:11'25.218
4	37.929	32.736	40.019	1'50.684	224,5	17:13'15.902
5	37.615	32.654	39.797	1'50.066	225,0	17:15'05.968
6	37.701	32.516	39.600	1'49.817	226,9	17:16'55.785
7	37.672	32.730	39.765	1'50.167	227,4	17:18'45.952
8	37.601	32.753	6'09.745	7'20.099P	226,4	17:26'06.051
9	42.873	33.539	39.937	1'56.349P	158,6	17:28'02.400
10	37.959	32.566	39.495	1'50.020	225,0	17:29'52.420
11	37.686	32.708	39.576	1'49.970	226,9	17:31'42.390
12	37.794	32.498	39.545	1'49.837	226,9	17:33'32.227
13	37.888	34.490	6'15.084	7'27.462P	225,9	17:40'59.689
14	46.843	40.886	42.386	2'10.115P	154,1	17:43'09.804
15	41.025	33.448	40.061	1'54.534	188,2	17:45'04.338
16	37.875	32.453	39.558	1'49.886	225,0	17:46'54.224
17	37.426	32.262	39.544	1'49.232	225,5	17:48'43.456
18	37.330	34.006	39.458	1'50.794	225,5	17:50'34.250
19	37.444	32.381	39.503	1'49.328	225,0	17:52'23.578
20	37.407	32.394	39.596	1'49.397	225,9	17:54'12.975
21	37.455	32.458	39.746	1'49.659	225,9	17:56'02.634
22	37.693	40.225	46.146	2'04.064	225,5	17:58'06.698
23	37.772	32.486	39.521	1'49.779	225,9	17:59'56.477
24	37.379	32.510	39.822	1'49.711	225,9	18:01'46.188

28 F. BRASCHI (1'50.007)

Lap	Seg.1	Seg.2	Seg.3	Lap Time	km/h	Local Time
1	49.655	36.969	1'43.825	3'10.449P	137,1	17:08'30.901
2	42.477	35.077	1'23.032	2'40.586P	165,6	17:11'11.487
3	40.730	34.068	39.908	1'54.706P	166,7	17:13'06.193
4	37.987	35.279	39.653	1'52.919	225,5	17:14'59.112
5	38.003	32.879	39.448	1'50.330	224,5	17:16'49.442
6	37.714	32.730	39.563	1'50.007	225,0	17:18'39.449
7	40.555			7'46.283P	225,0	17:26'25.732
8	50.796	40.343	44.119	2'15.258P	137,6	17:28'40.990

31 T. BARNARD (1'48.726)

Lap	Seg.1	Seg.2	Seg.3	Lap Time	km/h	Local Time
1	47.127	36.328	40.705	2'04.160P	153,4	17:07'18.172
2	38.657	33.271	40.940	1'52.868	223,6	17:09'11.040
3	37.999	32.809	39.518	1'50.326	225,5	17:11'01.366

15 P. WISNICKI (1'50.499)

Lap	Seg.1	Seg.2	Seg.3	Lap Time	km/h	Local Time
1	46.033	37.031	41.457	2'04.521P	153,0	17:07'32.595
2	39.479	34.620	40.303	1'54.402	221,3	17:09'26.997
3	38.308	33.025	40.104	1'51.437	225,9	17:11'18.434
4	1'16.729	37.021	40.640	2'34.390	225,0	17:13'52.824
5	38.874	34.220	41.064	1'54.158	204,9	17:15'46.982
6	37.988	32.987	39.798	1'50.773	226,9	17:17'37.755
7	38.077	32.717	39.705	1'50.499	224,5	17:19'28.254

19 S. OGAARD (1'48.281)

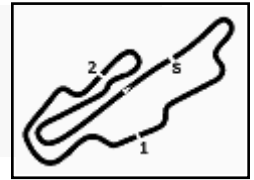
Lap	Seg.1	Seg.2	Seg.3	Lap Time	km/h	Local Time
1	47.376	35.675	42.881	2'05.932P	141,5	17:09'19.208
2	38.458	33.128	39.571	1'51.157	222,2	17:11'10.365
3	37.692	32.516	39.606	1'49.814	225,0	17:13'00.179
4	37.553	32.476	39.551	1'49.580	225,0	17:14'49.759
5	37.465	32.539	39.563	1'49.567	224,5	17:16'39.326
6	37.461	32.381	39.474	1'49.316	225,0	17:18'28.642
7	37.546	32.649	12'49.455	13'59.650P	224,5	17:32'28.292
8	47.789	36.327	40.394	2'04.510P	141,9	17:34'32.802
9	38.579	33.448	39.722	1'51.749	218,2	17:36'24.551
10	37.531	32.368	39.343	1'49.242	225,0	17:38'13.793
11	37.336	32.194	39.211	1'48.741	225,5	17:40'02.534
12	37.325	32.149	39.188	1'48.662	225,5	17:41'51.196
13	37.313	32.060	39.159	1'48.532	225,9	17:43'39.728
14	37.175	31.912	39.194	1'48.281	225,9	17:45'28.009
15	37.269	32.154	5'56.186	7'05.609P	225,5	17:52'33.618
16	46.408	32.839	41.125	2'00.372P	131,2	17:54'33.990
17	37.523	32.588	39.343	1'49.454	225,5	17:56'23.444
18	37.329	32.136	39.249	1'48.714	224,5	17:58'12.158
19	37.400	32.187	39.309	1'48.896	227,8	18:00'01.054

21 A. GNOS (1'49.453)

Lap	Seg.1	Seg.2	Seg.3	Lap Time	km/h	Local Time
1	47.127	36.328	40.705	2'04.160P	153,4	17:07'18.172
2	38.657	33.271	40.940	1'52.868	223,6	17:09'11.040
3	37.999	32.809	39.518	1'50.326	225,5	17:11'01.366

01/10/2020

P = Pits In/Out - C = Lap Time Cancelled



ACI Racing Weekend Mugello 01-04 Ottobre 2020

Test Italian F4 Championship Power by Abarth - Analysis Free Practice 4

Aut. Int. Mugello Auto 5.245 m

Lap	Seg.1	Seg.2	Seg.3	Lap Time	km/h	Local Time
1	44.835	36.246	41.244	2'02.325P	157,0	17:05'30.474
2	39.924	34.142	40.267	1'54.333	224,1	17:07'32.799
3	38.502	33.153	1'23.810	2'35.465P	229,3	17:09'27.132
4	40.916	32.664	39.572	1'53.152P	164,4	17:12'02.597
5	37.677	32.690	39.779	1'50.146	227,4	17:13'55.749
6	37.533	32.393	39.620	1'49.546	226,4	17:15'45.895
7	37.716	32.413	39.597	1'49.726	225,9	17:17'35.441
8	37.893		6'31.794P	225,9	17:19'25.167	17:25'56.961
9	43.822	34.044	39.844	1'57.710P	159,3	17:25'56.961
10	38.155	32.774	39.689	1'50.618	225,0	17:27'54.671
11	38.112	33.946	39.440	1'51.498	226,4	17:29'45.289
12	37.748	32.401	39.417	1'49.566	227,8	17:31'36.787
13	37.568	32.728	39.450	1'49.746	226,9	17:33'26.353
14	38.019		3'48.825P	229,8	17:35'16.099	17:39'04.924
15	50.642	35.665	40.187	2'06.494P	151,3	17:39'04.924
16	38.315	33.187	39.516	1'51.018	224,5	17:41'11.418
17	37.704	32.382	39.158	1'49.244	226,4	17:43'02.436
18	37.373	32.218	39.135	1'48.726	226,4	17:44'51.680
19	37.409	32.063	39.314	1'48.786	226,9	17:46'40.406
20	37.395	32.179	39.427	1'49.001	227,8	17:48'29.192
21	37.512	32.224	2'18.400	3'28.136P	230,8	17:50'18.193
22	44.518	32.527	39.322	1'56.367P	154,5	17:53'46.329
23	37.670	32.296	39.337	1'49.303	226,9	17:55'42.696
						17:57'31.999

48 J. SALMENAUTIO (1'48.391)

Lap	Seg.1	Seg.2	Seg.3	Lap Time	km/h	Local Time
1	45.300	35.803	40.161	2'01.264P	155,4	17:06'04.451
2	38.892	33.178	43.652	1'55.722	213,9	17:08'05.715
3	37.418	32.284	39.329	1'49.031	224,5	17:10'01.437
4	37.842	32.572	39.812	1'50.226	228,8	17:11'50.468
5	37.194	33.215	39.464	1'49.873	231,3	17:13'40.694
6	37.534	32.491	39.469	1'49.494	223,6	17:15'30.567
7	37.371	32.448	39.345	1'49.164	225,5	17:17'20.061
8	37.567	37.039	10'32.391	11'46.997P	226,9	17:19'09.225
9	47.640	35.370	41.250	2'04.260P	149,8	17:30'56.222
10	39.746	32.942	39.344	1'52.032	214,7	17:33'00.482
11	37.286	32.104	39.048	1'48.438	224,5	17:34'52.514
12	37.153	32.141	39.097	1'48.391	225,5	17:36'40.952
13	37.053	33.394	40.674	1'51.121	225,9	17:38'29.343
14	37.187	32.615	41.007	1'50.809	224,5	17:40'20.464
15	41.088	35.802	39.300	1'56.190	216,0	17:42'11.273
16	37.163	32.078	39.188	1'48.429	223,1	17:44'07.463
17	37.112	32.276	39.311	1'48.699	224,1	17:45'55.892
18	38.401		6'15.067P	224,5	17:47'44.591	17:53'59.658

35 P. DELLI GUANTI (1'47.874)

Lap	Seg.1	Seg.2	Seg.3	Lap Time	km/h	Local Time
1	45.480	36.239	40.613	2'02.332P	153,2	17:05'14.514
2	38.475	32.854	39.531	1'50.860	224,1	17:07'16.846
3	37.441	32.257	39.377	1'49.075	223,6	17:09'07.706
4	37.638	32.235	39.471	1'49.344	225,5	17:10'56.781
5	40.393		3'27.157P	225,0	17:12'46.125	17:16'13.282
6	49.290	40.638	45.632	2'15.560P	127,8	17:18'28.842
7	41.584	35.366	6'06.411	7'23.361P	200,7	17:25'52.203
8	42.275	33.121	43.333	1'58.729P	158,1	17:27'50.932
9	37.770	32.357	39.320	1'49.447	224,5	17:29'40.379
10	37.446	32.176	39.223	1'48.845	225,5	17:31'29.224
11	37.164	31.922	39.209	1'48.295	225,9	17:33'17.519
12	44.194		13'17.136P	225,9	17:46'34.655	17:46'34.655
13	48.788	37.941	43.395	2'10.124P	153,0	17:48'44.779
14	41.744	33.216	39.194	1'54.154	222,7	17:50'38.933
15	37.078	31.883	39.050	1'48.011	225,9	17:52'26.944
16	37.044	31.761	39.069	1'47.874	225,9	17:54'14.818
17	36.893	32.007	47.425	1'56.325	227,8	17:56'11.143
18	37.156	35.329	39.125	1'51.610	225,5	17:58'02.753

46 G. MINI (1'47.711)

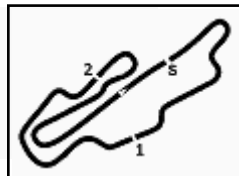
Lap	Seg.1	Seg.2	Seg.3	Lap Time	km/h	Local Time
1	47.149	35.772	1'45.982	3'08.903P	136,2	17:05'16.587
2	54.777	32.741	48.039	2'15.557P	155,6	17:08'25.490
3	38.277	32.391	39.350	1'50.018	225,9	17:10'41.047
4	37.528	32.286	39.296	1'49.110	226,9	17:12'31.065
5	37.256	32.091	39.261	1'48.608	227,4	17:14'20.175
6	37.234	32.036	39.341	1'48.611	227,4	17:16'08.783
7	37.316	32.251	39.320	1'48.887	227,4	17:17'57.394
8	44.094		6'23.843P	227,4	17:19'46.281	17:26'10.124
9	42.849	32.571	39.566	3'17.203P	161,2	17:26'10.124
10	37.712	32.366	39.267	1'49.345	226,9	17:29'27.327
11	37.634	32.298	39.232	1'49.164	227,4	17:31'16.672
						17:33'05.836

68 S. RAMOS REYNOSO (1'48.928)

Lap	Seg.1	Seg.2	Seg.3	Lap Time	km/h	Local Time
1	49.363	40.653	42.723	2'12.739P	136,2	17:09'15.038
2	40.926	38.032	41.504	2'00.462	219,1	17:11'27.777
3	38.668	33.961	41.568	1'54.197	221,8	17:13'28.239
4	37.864	34.884	42.992	1'55.740	226,4	17:15'22.436

01/10/2020

P = Pits In/Out - C = Lap Time Cancelled



ACI Racing Weekend Mugello 01-04 Ottobre 2020

Test Italian F4 Championship Power by Abarth - Analysis Free Practice 4

Aut. Int. Mugello Auto 5.245 m

4 / 5

5	37.720	32.672	39.368	1'49.760	225,5	17:19'07.936	13	37.398	33.001	5'05.439	6'15.838P	225,9	17:39'29.160
6	38.174	38.280	6'04.053	7'20.507P	229,3	17:26'28.443	14	46.283	36.129	40.914	2'03.326P	153,4	17:41'32.486
7	43.490	33.899	39.941	1'57.330P	156,7	17:28'25.773	15	39.363	33.412	39.758	1'52.533	209,3	17:43'25.019
8	37.941	32.770	39.539	1'50.250	223,6	17:30'16.023	16	37.593	32.307	39.308	1'49.208	225,9	17:45'14.227
9	37.597	32.615	39.525	1'49.737	226,9	17:32'05.760	17	37.410	32.036	39.309	1'48.755	226,4	17:47'02.982
10	37.726		6'09.178P	226,4	17:38'14.938	18	37.242	32.027	39.231	1'48.500	225,9	17:48'51.482	
11	48.259	38.817	41.756	2'08.832P	152,1	17:40'23.770	19	37.305	32.308	39.755	1'49.368	226,9	17:50'40.850
12	40.284	36.110	40.130	1'56.524	220,9	17:42'20.294	20	37.481			2'20.075P	228,3	17:53'00.925
13	38.551	36.200	44.016	1'58.767	221,8	17:44'19.061	21	42.226	32.770	39.691	1'54.687P	158,8	17:54'55.612
14	37.631	32.488	39.366	1'49.485	225,5	17:46'08.546	22	37.593	32.126	39.324	1'49.043	226,4	17:56'44.655
15	37.228	32.374	39.326	1'48.928	226,9	17:47'57.474	23	37.619	32.211	39.507	1'49.337	225,5	17:58'33.992
16	37.136	32.205	39.679	1'49.020	227,4	17:49'46.494	24	37.552	35.304	39.859	1'52.715	226,9	18:00'26.707
17	42.230	39.862	46.721	2'08.813	225,9	17:51'55.307							
18	38.098	36.193	41.608	1'55.899	225,9	17:53'51.206							
19	37.442	32.334	39.398	1'49.174	225,0	17:55'40.380							

84 F. SIMONAZZI (1'48.415)

Lap	Seg.1	Seg.2	Seg.3	Lap Time	km/h	Local Time
1	46.263	36.951	40.637	2'03.851P	155,8	17:05'22.377
2	38.658	32.873	39.615	1'51.146	216,9	17:09'17.374
3	37.816	32.558	39.536	1'49.910	224,1	17:11'07.284
4	37.493	32.537	39.652	1'49.682	224,5	17:12'56.966
5	37.512	32.529	39.558	1'49.599	225,0	17:14'46.565
6	37.612	32.652	39.582	1'49.846	224,1	17:16'36.411
7	38.049		9'13.735P	225,0	17:25'50.146	
8	48.350	36.042	41.900	2'06.292P	154,7	17:27'56.438
9	38.342	32.303	39.302	1'49.947	216,4	17:29'46.385
10	37.191	31.957	39.331	1'48.479	226,9	17:31'34.864
11	37.305	32.086	39.344	1'48.735	223,6	17:33'23.599
12	37.756	34.231	39.881	1'51.868	224,1	17:35'15.467
13	37.556	32.239	39.575	1'49.370	222,7	17:37'04.837
14	37.605	32.285	6'55.997	8'05.887P	223,6	17:45'10.724
15	49.936	36.729	41.576	2'08.241P	140,4	17:47'18.965
16	38.658	32.528	39.354	1'50.540	215,1	17:49'09.505
17	37.340	32.121	39.267	1'48.728	223,6	17:50'58.233
18	37.089	31.959	39.367	1'48.415	224,5	17:52'46.648

76 V. CATINO (1'49.809)

Lap	Seg.1	Seg.2	Seg.3	Lap Time	km/h	Local Time
1	50.492	42.974	42.826	2'16.292P	157,7	17:07'58.919
2	41.500	36.405	41.123	1'59.028	221,8	17:09'57.947
3	38.513	33.184	39.909	1'51.606	225,9	17:11'49.553
4	38.146	32.870	39.738	1'50.754	227,8	17:13'40.307
5	38.574	33.021	39.648	1'51.243	227,4	17:15'31.550
6	37.917	32.860	39.591	1'50.368	229,8	17:17'21.918
7	37.795	32.690	39.760	1'50.245	228,8	17:19'12.163
8	37.918	35.819	5'51.964	7'05.701P	227,4	17:26'17.864
9	41.544	33.456	40.249	1'55.249P	161,2	17:28'13.113
10	38.097	32.921	39.776	1'50.794	226,9	17:30'03.907
11	37.967	32.923	39.917	1'50.807	226,9	17:31'54.714
12	38.060	32.943	39.580	1'50.583	225,9	17:33'45.297
13	38.141	32.834	39.614	1'50.589	225,9	17:35'35.886
14	38.112		3'40.857P	226,4	17:39'16.743	
15	48.342	39.857	42.280	2'10.479P	158,1	17:41'27.222
16	39.919	34.902	43.426	1'58.247	223,1	17:43'25.469
17	38.414	32.889	39.449	1'50.752	225,0	17:45'16.221
18	37.873	32.614	39.546	1'50.033	228,3	17:47'06.254
19	37.536	32.861	39.412	1'49.809	227,4	17:48'56.063
20	37.643	32.659	39.556	1'49.858	227,4	17:50'45.921
21	37.776	32.619	39.619	1'50.014	226,9	17:52'35.935
22	38.088	32.793	41.471	1'52.352	226,4	17:54'28.287
23	38.026	33.371	39.965	1'51.362	229,8	17:56'19.649
24	38.170	32.625	39.593	1'50.388	227,4	17:58'10.037
25	37.966	32.755	39.697	1'50.418	227,4	18:00'00.455
26	37.826	32.705	39.657	1'50.188	227,4	18:01'50.643

77 A. ROSSO (1'48.500)

Lap	Seg.1	Seg.2	Seg.3	Lap Time	km/h	Local Time
1	45.147	35.957	1'27.293	2'48.397P	156,1	17:08'43.165
2	49.437	32.656	39.583	2'01.676P	153,8	17:10'44.841
3	37.478	32.325	39.295	1'49.098	225,9	17:12'33.939
4	37.412	36.184	39.503	1'53.099	225,5	17:14'27.038
5	37.437	32.325	39.502	1'49.264	225,0	17:16'16.302
6	37.524	32.227	39.425	1'49.176	225,0	17:18'05.478
7	37.287	32.183	39.436	1'48.906	225,5	17:19'54.384
8	40.758		5'52.655P	225,5	17:25'47.039	
9	42.217	33.131	39.521	1'54.869P	158,4	17:27'41.908
10	37.556	34.522	40.968	1'53.046	225,9	17:29'34.954
11	37.542	32.285	39.452	1'49.279	225,9	17:31'24.233
12	37.430	32.252	39.407	1'49.089	226,9	17:33'13.322

85 G. BORTOLETO OLIVERA (1'47.938)

Lap	Seg.1	Seg.2	Seg.3	Lap Time	km/h	Local Time
1	44.327	35.303	1'31.534	2'51.164P	153,2	17:08'03.237
2	42.018	33.143	39.842	1'55.003P	159,1	17:09'58.240
3	37.449	32.552	39.346	1'49.347	230,8	17:11'47.587
4	38.416	32.530	39.394	1'50.340	226,4	17:13'37.927
5	37.378	32.331	39.287	1'48.996	225,9	17:15'26.923
6	37.220	32.265	39.643	1'49.128	225,9	17:17'16.051
7	37.351	33.932	39.939	1'51.222	226,9	17:19'07.273
8	37.573	32.310	5'28.225	6'38.108P	228,8	17:25'45.381
9	41.922	32.822	39.449	1'54.193P	158,4	17:27'39.574
10	37.572	32.268	39.247	1'49.087	225,0	17:29'28.661
11	37.538	32.316	39.258	1'49.112	227,4	17:31'17.773
12	37.464		11'13.468P	229,3	17:42'31.241	
13	49.789	38.337	41.516	2'09.642P	130,0	17:44'40.883
14	38.950	33.491	3'51.641	5'04.082P	220,9	17:49'44.965
15	42.696	32.592	39.338	1'54.626P	159,3	17:51'39.591
16	37.261	31.864	39.056	1'48.181	226,4	17:53'27.772
17	37.155	31.868	38.982	1'48.005	226,9	17:55'15.777
18	37.096	31.822	39.020	1'47.938	227,4	17:57'03.715
19	38.160	39.075	40.662	1'57.897	227,4	17:59'01.612

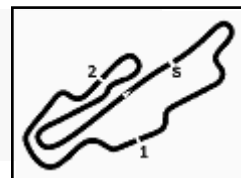
86 B. VALINTI (1'50.001)

Lap	Seg.1	Seg.2	Seg.3	Lap Time	km/h	Local Time
1						17:05'19.210

01/10/2020

P = Pits In/Out - C = Lap Time Cancelled





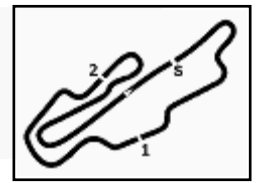
ACI Racing Weekend Mugello 01-04 Ottobre 2020

Test Italian F4 Championship Power by Abarth - Analysis Free Practice 4

Aut. Int. Mugello Auto 5.245 m

5 / 5

1	46.960	39.982	43.087	2'10.029P	151,3	17:07'29.239
2	43.251	36.398	42.562	2'02.211	172,0	17:09'31.450
3	42.198	36.453	41.281	1'59.932	183,4	17:11'31.382
4	38.940	34.558	40.475	1'53.973	224,1	17:13'25.355
5	38.835	34.639	40.297	1'53.771	222,7	17:15'19.126
6	38.857	35.513	40.420	1'54.790	222,2	17:17'13.916
7	38.898	34.253	40.075	1'53.226	223,6	17:19'07.142
8	38.756	36.232	5'40.991	6'55.979P	223,1	17:26'03.121
9	46.961	39.777	43.141	2'09.879P	152,8	17:28'13.000
10	41.887	36.028	41.561	1'59.476	195,3	17:30'12.476
11	39.249	34.164	40.599	1'54.012	219,5	17:32'06.488
12	38.027	33.556	40.090	1'51.673	227,4	17:33'58.161
13	38.113	32.937	39.879	1'50.929	223,6	17:35'49.090
14	37.915	32.837	39.902	1'50.654	223,6	17:37'39.744
15	38.159	33.251	3'24.228	4'35.638P	224,1	17:42'15.382
16	50.576	38.890	42.892	2'12.358P	147,1	17:44'27.740
17	42.862	38.255	41.572	2'02.689	191,8	17:46'30.429
18	40.004	35.057	40.806	1'55.867	220,9	17:48'26.296
19	38.431	33.360	39.952	1'51.743	224,1	17:50'18.039
20	38.374	32.782	39.774	1'50.930	224,5	17:52'08.969
21	37.807	32.476	39.718	1'50.001	225,0	17:53'58.970
22	39.622	40.720	40.893	2'01.235	224,1	17:56'00.205
23	39.064	33.609	40.024	1'52.697	223,6	17:57'52.902
24	38.379	33.798	40.747	1'52.924	224,1	17:59'45.826



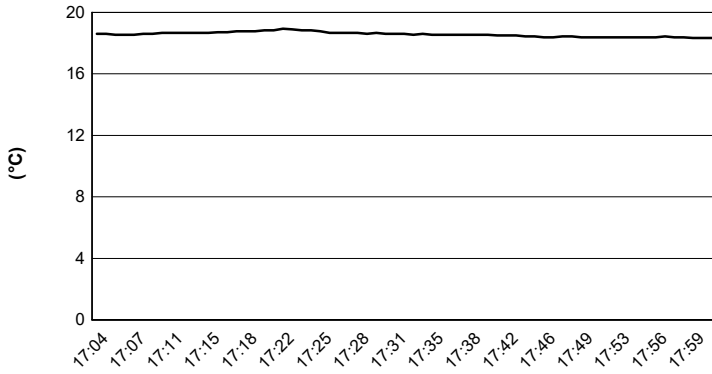
ACI Racing Weekend Mugello 01-04 Ottobre 2020

Test Italian F4 Championship Power by Abarth - Weather Report Free Practice 4

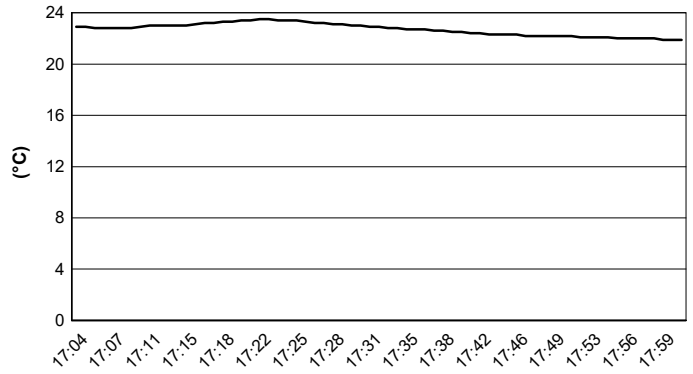
Aut. Int. Mugello Auto 5.245 m

Session started 17:04 - Session ended 18:01

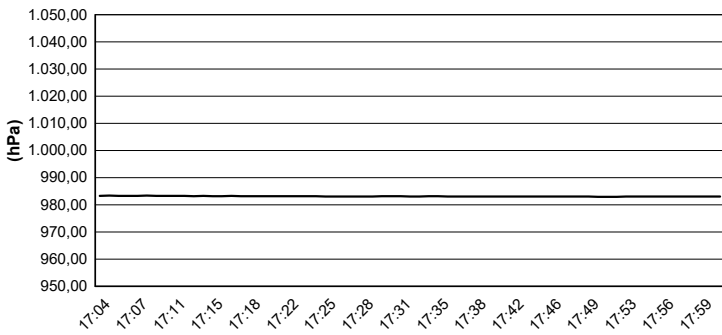
Air Temperature



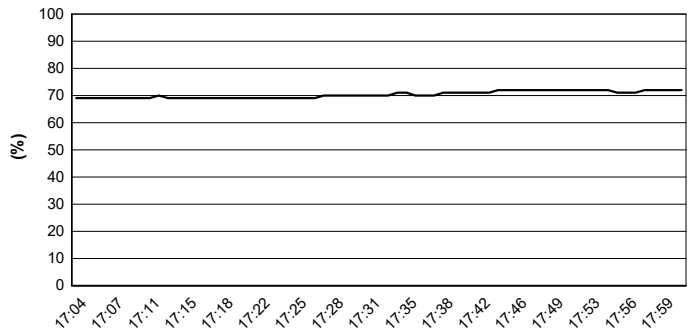
Track Temperature



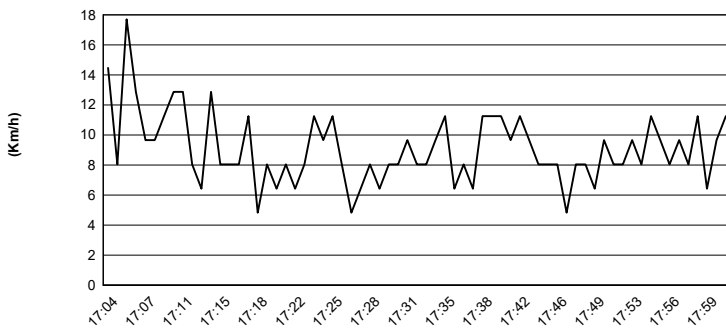
Air Pressure



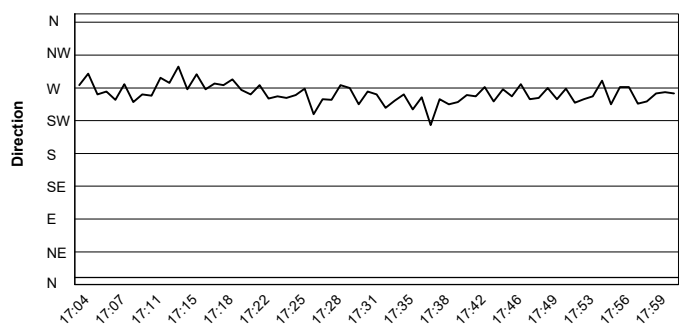
Humidity



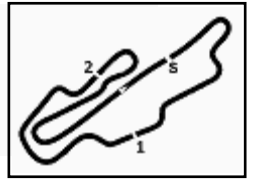
Wind Speed



Wind Direction



01/10/2020



ACI Racing Weekend Mugello 01-04 Ottobre 2020

Test Italian F4 Championship Power by Abarth - Sector and Speeds Free Practice 4

Aut. Int. Mugello Auto 5.245 m

BEST LAP			
1	46 MINI Gabriele	Tatuus F4 T-014 Abarth	1'47.711
2	35 DELLI GUANTI Pietro	Tatuus F4 T-014 Abarth	1'47.874
3	85 BORTOLETO OLIVERA Gabri	Tatuus F4 T-014 Abarth	1'47.938
4	7 BEGANOVIC Dino	Tatuus F4 T-014 Abarth	1'48.012
5	19 OGAARD Sebastian	Tatuus F4 T-014 Abarth	1'48.281
6	48 SALMENAUTIO Jesse	Tatuus F4 T-014 Abarth	1'48.391
7	84 SIMONAZZI Francesco	Tatuus F4 T-014 Abarth	1'48.415
8	77 ROSSO Andrea	Tatuus F4 T-014 Abarth	1'48.500
9	11 PATTERSON Dexter	Tatuus F4 T-014 Abarth	1'48.529
10	14 UGRAN Filip Joan	Tatuus F4 T-014 Abarth	1'48.629
11	31 BARNARD Taylor	Tatuus F4 T-014 Abarth	1'48.726
12	6 MONTOYA Sebastian	Tatuus F4 T-014 Abarth	1'48.778
13	68 RAMOS REYNOSO Santiago	Tatuus F4 T-014 Abarth	1'48.928
14	66 CHOVANEK Zdenek	Tatuus F4 T-014 Abarth	1'49.095
15	27 FREYMUTH Sebastian	Tatuus F4 T-014 Abarth	1'49.232
16	13 FERATI Jasin	Tatuus F4 T-014 Abarth	1'49.286
17	21 GNOS Axel	Tatuus F4 T-014 Abarth	1'49.453
18	9 PATRESE Lorenzo	Tatuus F4 T-014 Abarth	1'49.661
19	76 CATINO Vittorio	Tatuus F4 T-014 Abarth	1'49.809
20	86 VALINT Bence	Tatuus F4 T-014 Abarth	1'50.001
21	28 BRASCHI Francesco	Tatuus F4 T-014 Abarth	1'50.007
22	15 WISNICKI Piotr	Tatuus F4 T-014 Abarth	1'50.499

SPEED			
1	14 UGRAN Filip Joan	Tatuus F4 T-014 Abarth	231,8
2	48 SALMENAUTIO Jesse	Tatuus F4 T-014 Abarth	231,3
3	85 BORTOLETO OLIVERA Gabri	Tatuus F4 T-014 Abarth	230,8
4	31 BARNARD Taylor	Tatuus F4 T-014 Abarth	230,8
5	46 MINI Gabriele	Tatuus F4 T-014 Abarth	230,8
6	6 MONTOYA Sebastian	Tatuus F4 T-014 Abarth	229,8
7	76 CATINO Vittorio	Tatuus F4 T-014 Abarth	229,8
8	68 RAMOS REYNOSO Santiago	Tatuus F4 T-014 Abarth	229,3
9	19 OGAARD Sebastian	Tatuus F4 T-014 Abarth	228,8
10	11 PATTERSON Dexter	Tatuus F4 T-014 Abarth	228,8
11	66 CHOVANEK Zdenek	Tatuus F4 T-014 Abarth	228,8
12	77 ROSSO Andrea	Tatuus F4 T-014 Abarth	228,3
13	7 BEGANOVIC Dino	Tatuus F4 T-014 Abarth	228,3
14	35 DELLI GUANTI Pietro	Tatuus F4 T-014 Abarth	227,8
15	27 FREYMUTH Sebastian	Tatuus F4 T-014 Abarth	227,4
16	21 GNOS Axel	Tatuus F4 T-014 Abarth	227,4
17	86 VALINT Bence	Tatuus F4 T-014 Abarth	227,4
18	13 FERATI Jasin	Tatuus F4 T-014 Abarth	227,4
19	15 WISNICKI Piotr	Tatuus F4 T-014 Abarth	226,9
20	84 SIMONAZZI Francesco	Tatuus F4 T-014 Abarth	226,9
21	9 PATRESE Lorenzo	Tatuus F4 T-014 Abarth	225,9
22	28 BRASCHI Francesco	Tatuus F4 T-014 Abarth	225,5

SEG. 1		
1	35 DELLI GUANTI Pietro	36.893
2	46 MINI Gabriele	36.951
3	48 SALMENAUTIO Jesse	37.053
4	7 BEGANOVIC Dino	37.082
5	84 SIMONAZZI Francesco	37.089
6	85 BORTOLETO OLIVERA	37.096
7	68 RAMOS REYNOSO Sa	37.136
8	6 MONTOYA Sebastian	37.150
9	11 PATTERSON Dexter	37.152
10	14 UGRAN Filip Joan	37.169
11	19 OGAARD Sebastian	37.175
12	77 ROSSO Andrea	37.242
13	66 CHOVANEK Zdenek	37.275
14	27 FREYMUTH Sebastian	37.330
15	31 BARNARD Taylor	37.373
16	21 GNOS Axel	37.443
17	13 FERATI Jasin	37.470
18	76 CATINO Vittorio	37.536
19	9 PATRESE Lorenzo	37.556
20	28 BRASCHI Francesco	37.714
21	86 VALINT Bence	37.807
22	15 WISNICKI Piotr	37.988

SEG. 2		
1	35 DELLI GUANTI Pietro	31.761
2	85 BORTOLETO OLIVERA	31.822
3	46 MINI Gabriele	31.825
4	7 BEGANOVIC Dino	31.842
5	19 OGAARD Sebastian	31.912
6	84 SIMONAZZI Francesco	31.957
7	11 PATTERSON Dexter	32.017
8	77 ROSSO Andrea	32.027
9	31 BARNARD Taylor	32.063
10	6 MONTOYA Sebastian	32.068
11	48 SALMENAUTIO Jesse	32.078
12	68 RAMOS REYNOSO Sa	32.205
13	14 UGRAN Filip Joan	32.206
14	27 FREYMUTH Sebastian	32.262
15	66 CHOVANEK Zdenek	32.309
16	9 PATRESE Lorenzo	32.339
17	21 GNOS Axel	32.362
18	13 FERATI Jasin	32.427
19	86 VALINT Bence	32.476
20	76 CATINO Vittorio	32.614
21	15 WISNICKI Piotr	32.717
22	28 BRASCHI Francesco	32.730

SEG. 3		
1	46 MINI Gabriele	38.935
2	85 BORTOLETO OLIVERA	38.982
3	48 SALMENAUTIO Jesse	39.048
4	35 DELLI GUANTI Pietro	39.050
5	14 UGRAN Filip Joan	39.065
6	7 BEGANOVIC Dino	39.088
7	31 BARNARD Taylor	39.135
8	19 OGAARD Sebastian	39.159
9	11 PATTERSON Dexter	39.183
10	77 ROSSO Andrea	39.231
11	84 SIMONAZZI Francesco	39.267
12	66 CHOVANEK Zdenek	39.279
13	6 MONTOYA Sebastian	39.281
14	68 RAMOS REYNOSO Sa	39.326
15	13 FERATI Jasin	39.327
16	76 CATINO Vittorio	39.412
17	28 BRASCHI Francesco	39.448
18	21 GNOS Axel	39.454
19	27 FREYMUTH Sebastian	39.458
20	9 PATRESE Lorenzo	39.541
21	15 WISNICKI Piotr	39.705
22	86 VALINT Bence	39.718