racing weekend

Automobile Club d'Italia SPORT

AUTODROMO NAZIONALE MONZA

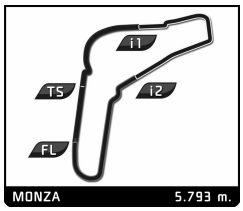

Italian F4 Championship powered by Aba

Revised

ACI Racing Weekend 16/18 Ottobre 2020

Race 3 (30' +1 Lap)

Starting Grid

Sebastian OGAARD	Bhaitech	19				
			- 13 -	66	Bhaitech	2:01.001 Zdenek CHOVANEK LOPEZ
1:59.321 Jesse SALMENAUTIO	Bhaitech	48				
			- 12 -	86	Van Amersfoort Racing	1:59.106 **Bence VALINT**
1:58.833 Gabriel BORTOLETO	Prema Powerteam	85				
			- 11 -	28	Jenzer Motorsport	1:58.219 Francesco BRASCHI
1:57.794 Dino BEGANOVIC	Prema Powerteam	7				
			- 10 -	79	Cram Motorsport	1:57.530 Georgios MARKOGIANNIS
1:57.203 Han CENYU	Van Amersfoort Racing	8				
			- 9 -	21	G4 Racing	1:57.137 **Axel GNOS**
1:57.002 Sebastian FREYMUTH	AS Motorsport	27				
			- 8 -	15	Jenzer Motorsport	1:56.860 **Piotr WISNICKI**
1:55.617 Filip Ioan UGRAN	Jenzer Motorsport	14				
			- 7 -	88	Abu Dhabi Racing	1:56.791 **Hamda AL QUBAISI**
1:56.688 Lorenzo PATRESE	AKM Motorsport	9				
			- 6 -	32	AKM Motorsport	1:56.669 **Lorenzo FLUXA**
1:56.379 Francesco SIMONAZZI	BVM Technorace	84				
			- 5 -	68	Jenzer Motorsport	1:56.233 **Santiago RAMOS**
1:56.232 Dexter PATTERSON	Bhaitech	11				
			- 4 -	6	Prema Powerteam	1:55.992 Sebastian MONTOYA
1:55.899 Francesco PIZZI	Van Amersfoort Racing	51				
			- 3 -	31	AKM Motorsport	1:55.894 **Taylor BARNARD**
1:55.831 Andrea ROSSO	Cram Motorsport	77				
			- 2 -	35	BVM Technorace	1:55.552 Pietro DELLI GUANTI
1:55.351 Leonardo FORNAROLI	Iron Lynx Srl	72				
			- 1 -	46	Prema Powerteam	1:55.177 **Gabriele MINI**

CAR # 14 DROP OF 10 POSITION ON GRID DUE TO STEWARDS DECISION NR. 43

Published at: .....

Stewards:	Timekeeper:

racing weekend

Automobile Club d'Italia SPORT

AUTODROMO NAZIONALE MONZA

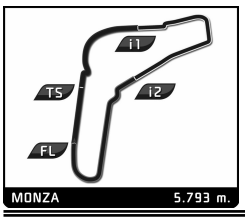

Italian F4 Championship powered by Abarth

ACI Racing Weekend 16/18 Ottobre 2020

Race 3 (30' +1 Lap)

Provisional Classification

	No	Driver	Nat	Team	Car	Cl.	Laps	Total Time	Gap	Kph	Best Lap		
											Lap	Time	Kph
1	35	Pietro DELLI GUANTI	ITA	BVM Technorace	Tatuus F.4 T014 Abarth	R	16	**32:36.948**	-	170.5	8	**1:54.603**	182.0
2	85	Gabriel BORTOLETO	BRA	Prema Powerteam	Tatuus F.4 T014 Abarth	R	16	**32:37.414**	+0.466	170.5	8	**1:54.221**	182.6
3	72	Leonardo FORNAROLI	ITA	Iron Lynx Srl	Tatuus F.4 T014 Abarth	R	16	**32:37.599**	+0.651	170.5	8	**1:54.553**	182.1
4	51	Francesco PIZZI	ITA	Van Amersfoort Racing	Tatuus F.4 T014 Abarth	R	16	**32:37.756**	+0.808	170.4	7	**1:54.799**	181.7
5	68	Santiago RAMOS	MEX	Jenzer Motorsport	Tatuus F.4 T014 Abarth	R	16	**32:39.371**	+2.423	170.3	7	**1:54.689**	181.8
6	6	Sebastian MONTOYA	COL	Prema Powerteam	Tatuus F.4 T014 Abarth	R	16	**32:39.555**	+2.607	170.3	6	**1:54.596**	182.0
7	7	Dino BEGANOVIC	SWE	Prema Powerteam	Tatuus F.4 T014 Abarth	R	16	**32:39.643**	+2.695	170.3	8	**1:54.211**	182.6
8	14	Filip Ioan UGRAN	ROU	Jenzer Motorsport	Tatuus F.4 T014 Abarth		16	**32:39.908**	+2.960	170.3	7	**1:55.003**	181.3
9	88	Hamda AL QUBAISI	UAE	Abu Dhabi Racing	Tatuus F.4 T014 Abarth	R	16	**32:40.906**	+3.958	170.2	15	**1:54.968**	181.4
10	48	Jesse SALMENAUTIO	FIN	Bhaitech	Tatuus F.4 T014 Abarth		16	**32:41.313**	+4.365	170.1	15	**1:55.019**	181.3
11	11	Dexter PATTERSON	GBR-S	Bhaitech	Tatuus F.4 T014 Abarth	R	16	**32:41.858**	+4.910	170.1	7	**1:55.210**	181.0
12	32	Lorenzo FLUXA	ESP	AKM Motorsport	Tatuus F.4 T014 Abarth	R	16	**32:42.045**	+5.097	170.1	7	**1:55.154**	181.1
13	66	Zdenek CHOVANEK LOPEZ	PRT	Bhaitech	Tatuus F.4 T014 Abarth	R	16	**32:42.804**	+5.856	170.0	16	**1:55.076**	181.2
14	28	Francesco BRASCHI	ITA	Jenzer Motorsport	Tatuus F.4 T014 Abarth	R	16	**32:43.670**	+6.722	169.9	16	**1:55.335**	180.8
15	19	Sebastian OGAARD	DNK	Bhaitech	Tatuus F.4 T014 Abarth	R	16	**32:44.217**	+7.269	169.9	16	**1:55.409**	180.7
16	8	Han CENYU	CHN	Van Amersfoort Racing	Tatuus F.4 T014 Abarth	R	16	**32:46.011**	+9.063	169.7	6	**1:55.632**	180.4
17	31	Taylor BARNARD	GBR	AKM Motorsport	Tatuus F.4 T014 Abarth	R	16	**32:46.313**	+9.365	169.7	7	**1:55.275**	180.9
18	86	Bence VALÌNT	HUN	Van Amersfoort Racing	Tatuus F.4 T014 Abarth	R	16	**32:48.294**	+11.346	169.5	8	**1:55.615**	180.4
19	79	Georgios MARKOGIANNIS	GRE	Cram Motorsport	Tatuus F.4 T014 Abarth	R	16	**32:48.750**	+11.802	169.5	15	**1:55.575**	180.4
20	27	Sebastian FREYMUTH	DEU	AS Motorsport	Tatuus F.4 T014 Abarth		16	**33:02.575**	+25.627	168.3	5	**1:56.089**	179.6
21	84	Francesco SIMONAZZI	ITA	BVM Technorace	Tatuus F.4 T014 Abarth	R	16	**33:07.891**	+30.943	167.9	7	**1:54.345**	182.4
22	15	Piotr WISNICKI	POL	Jenzer Motorsport	Tatuus F.4 T014 Abarth	R	14	**29:19.069**	2 Laps	166.0	8	**1:55.272**	180.9
		Not classified											
	21	Axel GNOS	CHE	G4 Racing	Tatuus F.4 T014 Abarth		8	**15:43.602**			3	**1:55.699**	180.3
	77	Andrea ROSSO	ITA	Cram Motorsport	Tatuus F.4 T014 Abarth	R	4	**8:57.501**			2	**1:56.451**	179.1
	46	Gabriele MINÌ	ITA	Prema Powerteam	Tatuus F.4 T014 Abarth	R	2	**3:53.492**			2	**1:56.896**	178.4
		Not Started											
	9	Lorenzo PATRESE	ITA	AKM Motorsport	Tatuus F.4 T014 Abarth	R							

Pole Position:				
Fastest Lap:	Lap8	Dino BEGANOVIC	**1:54.211**	182.6 Kph

Published at: .....

Track Status: **DRY**

Race Director:	**Timekeeper:**

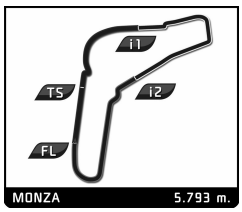

Italian F4 Championship powered by Aba

ACI Racing Weekend 16/18 Ottobre 2020

Race 3

Provisional Classification by Class

	No	Driver	Nat	Team	Car	Laps	Total Time	Gap	Kph	Best Lap Lap	Best Lap Time	Best Lap Kph
R												
1	35	**Pietro DELLI GUANTI**	ITA	BVM Technorace	Tatuus F.4 T014 Abarth	16	**32:36.948**		170.5	8	**1:54.603**	182.0
2	85	**Gabriel BORTOLETO**	BRA	Prema Powerteam	Tatuus F.4 T014 Abarth	16	**32:37.414**	+0.466	170.5	8	**1:54.221**	182.6
3	72	**Leonardo FORNAROLI**	ITA	Iron Lynx Srl	Tatuus F.4 T014 Abarth	16	**32:37.599**	+0.651	170.5	8	**1:54.553**	182.1
4	51	**Francesco PIZZI**	ITA	Van Amersfoort Racing	Tatuus F.4 T014 Abarth	16	**32:37.756**	+0.808	170.4	7	**1:54.799**	181.7
5	68	**Santiago RAMOS**	MEX	Jenzer Motorsport	Tatuus F.4 T014 Abarth	16	**32:39.371**	+2.423	170.3	7	**1:54.689**	181.8
6	6	**Sebastian MONTOYA**	COL	Prema Powerteam	Tatuus F.4 T014 Abarth	16	**32:39.555**	+2.607	170.3	6	**1:54.596**	182.0
7	7	**Dino BEGANOVIC**	SWE	Prema Powerteam	Tatuus F.4 T014 Abarth	16	**32:39.643**	+2.695	170.3	8	**1:54.211**	182.6
8	88	**Hamda AL QUBAISI**	UAE	Abu Dhabi Racing	Tatuus F.4 T014 Abarth	16	**32:40.906**	+3.958	170.2	15	**1:54.968**	181.4
9	11	**Dexter PATTERSON**	GBR-SC	Bhaitech	Tatuus F.4 T014 Abarth	16	**32:41.858**	+4.910	170.1	7	**1:55.210**	181.0
10	32	**Lorenzo FLUXA**	ESP	AKM Motorsport	Tatuus F.4 T014 Abarth	16	**32:42.045**	+5.097	170.1	7	**1:55.154**	181.1
11	66	**Zdenek CHOVANEK LOPEZ**	PRT	Bhaitech	Tatuus F.4 T014 Abarth	16	**32:42.804**	+5.856	170.0	16	**1:55.076**	181.2
12	28	**Francesco BRASCHI**	ITA	Jenzer Motorsport	Tatuus F.4 T014 Abarth	16	**32:43.670**	+6.722	169.9	16	**1:55.335**	180.8
13	19	**Sebastian OGAARD**	DNK	Bhaitech	Tatuus F.4 T014 Abarth	16	**32:44.217**	+7.269	169.9	16	**1:55.409**	180.7
14	8	**Han CENYU**	CHN	Van Amersfoort Racing	Tatuus F.4 T014 Abarth	16	**32:46.011**	+9.063	169.7	6	**1:55.632**	180.4
15	31	**Taylor BARNARD**	GBR	AKM Motorsport	Tatuus F.4 T014 Abarth	16	**32:46.313**	+9.365	169.7	7	**1:55.275**	180.9
16	86	**Bence VALÌNT**	HUN	Van Amersfoort Racing	Tatuus F.4 T014 Abarth	16	**32:48.294**	+11.346	169.5	8	**1:55.615**	180.4
17	79	**Georgios MARKOGIANNIS**	GRE	Cram Motorsport	Tatuus F.4 T014 Abarth	16	**32:48.750**	+11.802	169.5	15	**1:55.575**	180.4
18	84	**Francesco SIMONAZZI**	ITA	BVM Technorace	Tatuus F.4 T014 Abarth	16	**33:07.891**	+30.943	167.9	7	**1:54.345**	182.4
19	15	**Piotr WISNICKI**	POL	Jenzer Motorsport	Tatuus F.4 T014 Abarth	14	**29:19.069**	2 Laps	166.0	8	**1:55.272**	180.9
		Not classified										
	77	**Andrea ROSSO**	ITA	Cram Motorsport	Tatuus F.4 T014 Abarth	4	**8:57.501**	12 Laps		2	**1:56.451**	179.1
	46	**Gabriele MINÌ**	ITA	Prema Powerteam	Tatuus F.4 T014 Abarth	2	**3:53.492**	14 Laps		2	**1:56.896**	178.4
		Not Started										
	9	**Lorenzo PATRESE**	ITA	AKM Motorsport	Tatuus F.4 T014 Abarth			16 Laps				

Track Status: **DRY**

Published at: .....

Race Director:	Timekeeper:

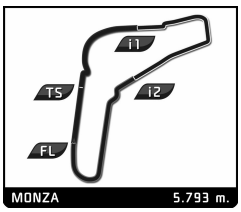

Italian F4 Championship powered by Aba

ACI Racing Weekend 16/18 Ottobre 2020

Race 3

Lap Chart

No	Pos	Grid	Lap 1	2	3	4	5	6	7	8	9	10	11	12	13	14	15	16
46	1	46	46	77	51	51	51	51	51	51	51	51	51	35	35	35	35	35
72	2	72	77	46	72	72	72	72	35	35	35	35	35	51	51	51	85	85
35	3	35	72	51	35	35	35	35	72	72	72	72	72	72	6	85	51	72
77	4	77	51	72	6	6	6	6	6	6	6	6	6	6	85	72	72	51
31	5	31	35	35	11	68	68	68	68	68	85	85	85	85	72	6	6	68
51	6	51	11	6	68	11	11	85	85	85	68	68	68	68	68	7	68	6
6	7	6	6	11	31	85	85	11	11	11	11	11	11	84	7	68	14	7
11	8	11	31	68	84	32	14	14	14	84	84	84	84	7	14	14	7	14
68	9	68	68	31	85	84	84	84	84	14	14	14	14	14	88	88	88	88
84	10	84	84	84	32	14	32	32	32	32	88	88	88	88	32	48	48	48
32	11	32	14	85	88	31	88	88	88	88	32	32	32	11	11	11	11	11
9	12	9	32	32	14	88	31	31	31	48	48	48	48	32	48	19	32	32
88	13	88	15	88	15	15	15	15	48	31	7	7	7	15	19	32	66	66
14	14	14	88	15	21	21	48	48	15	15	15	15	15	48	28	66	28	28
15	15	15	85	66	66	66	21	7	7	7	31	31	31	19	66	28	19	19
27	16	27	66	14	27	48	27	21	21	19	19	19	19	8	8	8	8	8
21	17	21	21	21	48	27	7	27	8	79	79	79	79	28	27	31	31	31
8	18	8	27	27	7	7	8	8	19	21	27	27	27	66	15	86	86	86
79	19	79	8	48	8	8	79	19	79	8	28	28	28	27	31	79	79	79
7	20	7	48	8	79	79	19	79	27	27	8	8	8	79	86	84	27	27
28	21	28	19	7	19	19	66	28	28	28	86	86	86	86	79	27	84	84
85	22	85	28	19	86	86	86	86	86	86	66	66	66	31	84	15		
86	23	86	7	86	28	28	28	66	66	66								
48	24	48	86	28	77	77												
66	25	66	79	79														
19	26	19																

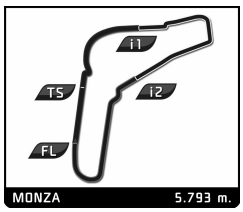

Italian F4 Championship powered by Aba

ACI Racing Weekend 16/18 Ottobre 2020

Race 3

Best Sector Times

	Sector 1			Sector 2			Sector 3							
Pos	No	Driver	Time	No	Driver	Time	No	Driver	Time	Pos	No	Driver	Ideal Lap	Best Lap
1	48	J.SALMENAUTIO	37.041	7	D.BEGANOVIC	37.953	6	S.MONTOYA	38.888	1	7	D.BEGANOVIC	1:53.932	1:54.211 (1)
2	85	G.BORTOLETO	37.065	85	G.BORTOLETO	37.974	7	D.BEGANOVIC	38.893	2	85	G.BORTOLETO	1:54.054	1:54.221 (2)
3	7	D.BEGANOVIC	37.086	84	F.SIMONAZZI	38.058	72	L.FORNAROLI	38.955	3	6	S.MONTOYA	1:54.342	1:54.596 (5)
4	86	B.VALÌNT	37.091	72	L.FORNAROLI	38.103	84	F.SIMONAZZI	38.961	4	84	F.SIMONAZZI	1:54.345	1:54.345 (3)
5	28	F.BRASCHI	37.148	51	F.PIZZI	38.171	35	P.DELLI GUANTI	38.986	5	48	J.SALMENAUTIO	1:54.350	1:55.019 (11)
6	35	P.DELLI GUANTI	37.201	68	S.RAMOS	38.197	48	J.SALMENAUTIO	39.014	6	72	L.FORNAROLI	1:54.364	1:54.553 (4)
7	68	S.RAMOS	37.214	88	H.AL QUBAISI	38.224	85	G.BORTOLETO	39.015	7	35	P.DELLI GUANTI	1:54.422	1:54.603 (6)
8	6	S.MONTOYA	37.220	6	S.MONTOYA	38.234	51	F.PIZZI	39.041	8	51	F.PIZZI	1:54.463	1:54.799 (8)
9	51	F.PIZZI	37.251	35	P.DELLI GUANTI	38.235	88	H.AL QUBAISI	39.044	9	68	S.RAMOS	1:54.490	1:54.689 (7)
10	32	L.FLUXA	37.283	48	J.SALMENAUTIO	38.295	68	S.RAMOS	39.079	10	88	H.AL QUBAISI	1:54.651	1:54.968 (9)
11	72	L.FORNAROLI	37.306	14	F.UGRAN	38.312	14	F.UGRAN	39.124	11	14	F.UGRAN	1:54.780	1:55.003 (10)
12	84	F.SIMONAZZI	37.326	66	Z.CHOVANEK LOPEZ	38.337	77	A.ROSSO	39.195	12	32	L.FLUXA	1:54.848	1:55.154 (13)
13	66	Z.CHOVANEK LOPEZ	37.336	32	L.FLUXA	38.358	32	L.FLUXA	39.207	13	66	Z.CHOVANEK LOPEZ	1:54.899	1:55.076 (12)
14	14	F.UGRAN	37.344	31	T.BARNARD	38.403	66	Z.CHOVANEK LOPEZ	39.226	14	31	T.BARNARD	1:55.001	1:55.275 (16)
15	31	T.BARNARD	37.356	11	D.PATTERSON	38.417	11	D.PATTERSON	39.235	15	11	D.PATTERSON	1:55.009	1:55.210 (14)
16	11	D.PATTERSON	37.357	27	S.FREYMUTH	38.438	31	T.BARNARD	39.242	16	28	F.BRASCHI	1:55.062	1:55.335 (17)
17	19	S.OGAARD	37.381	15	P.WISNICKI	38.447	21	A.GNOS	39.249	17	86	B.VALÌNT	1:55.155	1:55.615 (20)
18	88	H.AL QUBAISI	37.383	19	S.OGAARD	38.522	8	H.CENYU	39.293	18	19	S.OGAARD	1:55.203	1:55.409 (18)
19	79	G.MARKOGIANNIS	37.389	77	A.ROSSO	38.597	19	S.OGAARD	39.300	19	15	P.WISNICKI	1:55.272	1:55.272 (15)
20	15	P.WISNICKI	37.434	28	F.BRASCHI	38.601	86	B.VALÌNT	39.309	20	21	A.GNOS	1:55.347	1:55.699 (22)
21	27	S.FREYMUTH	37.473	21	A.GNOS	38.623	28	F.BRASCHI	39.313	21	27	S.FREYMUTH	1:55.373	1:56.089 (23)
22	21	A.GNOS	37.475	46	G.MINÌ	38.638	15	P.WISNICKI	39.391	22	79	G.MARKOGIANNIS	1:55.447	1:55.575 (19)
23	8	H.CENYU	37.576	79	G.MARKOGIANNIS	38.647	79	G.MARKOGIANNIS	39.411	23	8	H.CENYU	1:55.632	1:55.632 (21)
24	77	A.ROSSO	37.878	86	B.VALÌNT	38.755	27	S.FREYMUTH	39.462	24	77	A.ROSSO	1:55.670	1:56.451 (24)
25	46	G.MINÌ	38.237	8	H.CENYU	38.763	46	G.MINÌ	39.614	25	46	G.MINÌ	1:56.489	1:56.896 (25)

panta HOLGROUP ITALY RACING FUEL
FIA ACTION FOR ROAD SAFETY
ACI Global Servizi 803116
SCUOLA FEDERALE IN SPORT
l'Automobile
TATUUS
PIRELLI

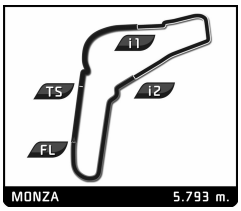

Italian F4 Championship powered by Aba

ACI Racing Weekend 16/18 Ottobre 2020

Race 3

Best Top Speed

				Top 1		Top 2		Top 3		Top 4		Top 5		
No	Driver	Team	Class	Kph	Lap	Kph	Lap	Kph	Lap	Kph	Lap	Kph	Lap	Avg
31	Taylor BARNARD	AKM Motorsport	R	**247.1**	6	244.3	7	242.1	8	242.1	9	242.1	3	243,5
15	Piotr WISNICKI	Jenzer Motorsport	R	**246.5**	6	244.3	4	243.8	8	243.8	12	243.2	3	244,3
27	Sebastian FREYMUTH	AS Motorsport		**246.5**	4	246.0	5	244.9	2	243.2	14	242.7	6	244,7
32	Lorenzo FLUXA	AKM Motorsport	R	**246.5**	2	244.9	13	242.1	16	241.6	12	241.6	4	243,3
14	Filip Ioan UGRAN	Jenzer Motorsport		**246.0**	16	246.0	14	246.0	4	244.3	9	243.8	15	245,2
21	Axel GNOS	G4 Racing		**246.0**	4	243.8	3	242.7	2	242.1	5	240.5	6	243,0
48	Jesse SALMENAUTIO	Bhaitech		**246.0**	2	245.4	13	243.8	5	242.7	16	242.1	8	244,0
79	Georgios MARKOGIANNIS	Cram Motorsport	R	**246.0**	6	244.9	15	244.9	8	243.2	14	241.1	16	244,0
6	Sebastian MONTOYA	Prema Powerteam	R	**245.4**	5	243.2	2	241.1	6	241.1	14	240.5	7	242,3
35	Pietro DELLI GUANTI	BVM Technorace	R	**245.4**	6	244.9	4	242.7	5	242.1	3	241.1	2	243,2
66	Zdenek CHOVANEK LOPEZ	Bhaitech	R	**245.4**	5	245.4	13	243.8	4	243.8	14	242.1	16	244,1
72	Leonardo FORNAROLI	Iron Lynx Srl	R	**245.4**	15	242.1	9	241.6	6	241.1	4	240.0	5	242,0
85	Gabriel BORTOLETO	Prema Powerteam	R	**245.4**	9	244.3	3	243.8	13	242.7	2	242.7	15	243,8
88	Hamda AL QUBAISI	Abu Dhabi Racing	R	**245.4**	6	244.3	7	242.1	8	241.1	16	240.0	2	242,6
7	Dino BEGANOVIC	Prema Powerteam	R	**244.9**	9	244.3	13	244.3	16	243.8	2	243.8	12	244,2
68	Santiago RAMOS	Jenzer Motorsport	R	**244.9**	14	244.3	15	243.2	13	243.2	12	241.6	4	243,4
84	Francesco SIMONAZZI	BVM Technorace	R	**244.9**	13	244.9	12	241.6	3	240.5	2	239.5	6	242,3
11	Dexter PATTERSON	Bhaitech	R	**244.3**	2	243.2	5	242.7	12	242.7	13	242.7	7	243,1
28	Francesco BRASCHI	Jenzer Motorsport	R	**244.3**	2	243.8	16	243.8	5	243.2	13	242.7	15	243,6
19	Sebastian OGAARD	Bhaitech	R	**243.8**	2	243.8	15	243.2	7	240.5	16	240.5	12	242,4
51	Francesco PIZZI	Van Amersfoort Racing	R	**243.8**	3	243.2	2	241.6	15	240.5	14	237.9	4	241,4
8	Han CENYU	Van Amersfoort Racing	R	**243.2**	2	242.7	5	242.1	13	242.1	3	241.6	14	242,3
77	Andrea ROSSO	Cram Motorsport	R	**242.1**	2	241.1	3	193.5	1					225,6
86	Bence VALÌNT	Van Amersfoort Racing	R	**242.1**	9	242.1	4	242.1	7	241.6	14	241.6	8	241,9
46	Gabriele MINÌ	Prema Powerteam	R	**235.8**	2	192.4	1							214,1
9	Lorenzo PATRESE	AKM Motorsport	R											

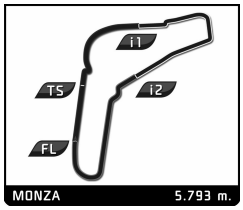

Italian F4 Championship powered by Aba

ACI Racing Weekend 16/18 Ottobre 2020

Race 3

Fastest Lap Sequence

Elapsed	No	Driver	Team	Car	Class	Time	Kph	Lap
3:53.418	77	**Andrea ROSSO**	Cram Motorsport	Tatuus F.4 T014 Abarth	R	**1:56.451**	179.1	2
3:53.820	51	**Francesco PIZZI**	Van Amersfoort Racing	Tatuus F.4 T014 Abarth	R	**1:55.228**	181.0	2
3:54.232	35	**Pietro DELLI GUANTI**	BVM Technorace	Tatuus F.4 T014 Abarth	R	**1:54.856**	181.6	2
7:45.221	6	**Sebastian MONTOYA**	Prema Powerteam	Tatuus F.4 T014 Abarth	R	**1:54.675**	181.9	4
9:43.908	85	**Gabriel BORTOLETO**	Prema Powerteam	Tatuus F.4 T014 Abarth	R	**1:54.617**	182.0	5
11:34.723	6	**Sebastian MONTOYA**	Prema Powerteam	Tatuus F.4 T014 Abarth	R	**1:54.596**	182.0	6
11:38.142	85	**Gabriel BORTOLETO**	Prema Powerteam	Tatuus F.4 T014 Abarth	R	**1:54.234**	182.6	6
15:27.096	85	**Gabriel BORTOLETO**	Prema Powerteam	Tatuus F.4 T014 Abarth	R	**1:54.221**	182.6	8
15:36.230	7	**Dino BEGANOVIC**	Prema Powerteam	Tatuus F.4 T014 Abarth	R	**1:54.211**	182.6	8

panta MOLGROUP ITALY RACING FUEL
FIA ACTION FOR ROAD SAFETY
ACI Global Servizi 803 116
SCUOLA FEDERALE IDSPORT
l'Automobile
TATUUS
PIRELLI

racing weekend

Automobile Club d'Italia SPORT

AUTODROMO NAZIONALE MONZA

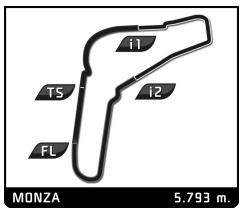

Italian F4 Championship powered by Aba

ACI Racing Weekend 16/18 Ottobre 2020

Race 3

Analysis by lap

Lapped

Lap 1

No	Lap Time	Gap
46	1:56.596	0.000
77	1:56.967	0.371
72	1:58.325	1.729
51	1:58.592	1.996
35	1:59.376	2.780
11	1:59.787	3.191
6	2:00.184	3.588
31	2:00.667	4.071
68	2:00.746	4.150
84	2:00.901	4.305
14	2:01.246	4.650
32	2:01.535	4.939
15	2:02.830	6.234
88	2:02.923	6.327
85	2:03.019	6.423
66	2:03.792	7.196
21	2:04.145	7.549
27	2:04.253	7.657
8	2:04.945	8.349
48	2:05.230	8.634
19	2:05.339	8.743
28	2:05.588	8.992
7	2:05.613	9.017
86	2:05.864	9.268
79	2:06.163	9.567

Lap 2

No	Lap Time	Gap
77	1:56.451	
46	1:56.896	0.074
51	1:55.228	0.402
72	1:55.747	0.654
35	1:54.856	0.814
6	1:55.097	1.863
11	1:56.134	2.503
68	1:55.581	2.909
31	1:56.345	3.594
84	1:56.937	4.420
85	1:55.271	4.872
32	1:56.859	4.976
88	1:56.218	5.723
15	1:56.775	6.187
66	1:56.567	6.941
14	1:59.474	7.302
21	1:56.991	7.718
27	1:57.273	8.108
48	1:56.961	8.773
8	1:57.535	9.062
7	1:57.757	9.952
19	1:58.188	10.109
86	1:58.043	10.489
28	1:58.729	10.899
79	1:58.161	10.906

Lap 3

No	Lap Time	Gap
51	1:55.079	
72	1:55.367	0.540
35	1:55.531	0.864
6	1:55.265	1.647
11	1:55.691	2.713
68	1:56.056	3.484
31	1:56.974	5.087
84	1:56.247	5.186
85	1:55.966	5.357
32	1:56.356	5.851
88	1:56.637	6.879
14	1:55.491	7.312
15	1:56.888	7.594
21	1:55.699	7.936
66	1:56.976	8.436
27	1:56.146	8.773
48	1:56.322	9.614
7	1:57.306	11.777
8	1:58.296	11.877
79	1:57.134	12.559
19	1:57.958	12.586
86	1:57.636	12.644
28	1:57.286	12.704
77	2:11.469	15.988

Lap 4

No	Lap Time	Gap
51	1:55.166	
72	1:55.120	0.494
35	1:55.225	0.923
6	1:54.675	1.156
68	1:55.076	3.394
11	1:56.215	3.762
85	1:55.035	5.226
32	1:56.457	7.142
84	1:57.131	7.151
14	1:55.315	7.461
31	1:57.558	7.479
88	1:55.846	7.559
15	1:55.777	8.205
21	1:56.018	8.788
66	1:55.721	8.991
48	1:55.224	9.672
27	1:56.414	10.021
7	1:55.245	11.856
8	1:56.178	12.889
79	1:55.903	13.296
19	1:56.399	13.819
86	1:58.326	15.804
28	1:58.697	16.235
77	2:52.614	1:13.436

Lap 5

No	Lap Time	Gap
51	1:54.911	
72	1:54.833	0.416
35	1:54.721	0.733
6	1:54.906	1.151
68	1:55.064	3.547
11	1:55.385	4.236
85	1:54.617	4.932
14	1:55.073	7.623
84	1:56.584	8.824
32	1:57.089	9.320
88	1:57.064	9.712
31	1:57.405	9.973
15	1:56.908	10.202
48	1:56.185	10.946
21	1:57.231	11.108
27	1:56.089	11.199
7	1:55.147	12.092
8	1:56.037	14.015
79	1:55.937	14.322
19	1:55.690	14.598
66	2:03.225	17.305
86	1:56.547	17.440
28	1:56.323	17.647

Lap 6

No	Lap Time	Gap
51	1:54.858	
72	1:54.798	0.356
35	1:54.660	0.535
6	1:54.596	0.889
68	1:54.814	3.503
85	1:54.234	4.308
11	1:55.356	4.734
14	1:55.045	7.810
84	1:54.709	8.675
32	1:55.326	9.788
88	1:55.323	10.177
31	1:55.335	10.450
15	1:55.694	11.038
48	1:55.116	11.204
7	1:56.283	13.517
21	1:58.301	14.551
27	1:58.297	14.638
8	1:55.632	14.789
19	1:55.521	15.261
79	1:55.891	15.355
28	1:56.821	19.610
86	1:57.275	19.857
66	2:16.198	38.645

Lap 7

No	Lap Time	Gap
51	1:54.799	
35	1:54.992	0.728
72	1:55.485	1.042
6	1:55.717	1.807
68	1:54.689	3.393
85	1:54.733	4.242
11	1:55.210	5.145
14	1:55.003	8.014
84	1:54.345	8.221
32	1:55.154	10.143
88	1:55.092	10.470
31	1:55.275	10.926
48	1:55.154	11.559
15	1:55.773	12.012
7	1:54.668	13.386
21	1:56.311	16.063
8	1:57.098	17.088
19	1:56.718	17.180
79	1:56.821	17.377
27	1:58.646	18.485
28	1:56.193	21.004
86	1:56.697	21.755
66	1:55.519	39.365

Lap 8

No	Lap Time	Gap
51	1:54.928	
35	1:54.603	0.403
72	1:54.553	0.667
6	1:54.791	1.670
68	1:54.721	3.186
85	1:54.221	3.535
11	1:55.449	5.666
84	1:55.012	8.305
14	1:55.656	8.742
32	1:55.911	11.126
88	1:55.848	11.390
48	1:55.431	12.062
31	1:56.230	12.228
15	1:55.272	12.356
7	1:54.211	12.669
19	1:57.154	19.406
79	1:57.008	19.457
21	1:58.906	20.041
8	1:57.891	20.051
27	1:56.541	20.098
28	1:55.723	21.799
86	1:55.615	22.442
66	1:55.975	40.412

Lap 9

No	Lap Time	Gap
51	1:55.591	
35	1:55.409	0.221
72	1:55.430	0.506
6	1:54.637	0.716
85	1:55.217	3.161
68	1:56.083	3.678
11	1:55.691	5.766
84	1:55.749	8.463
14	1:55.577	8.728
88	1:56.991	12.790
32	1:57.665	13.200
48	1:57.798	14.269
7	1:57.908	14.986
15	1:59.431	16.196
31	2:00.395	17.032
19	1:56.296	20.111
79	1:56.941	20.807
27	1:58.892	23.399
28	1:57.649	23.857
8	2:00.755	25.215
86	1:59.400	26.251
66	1:56.048	40.869

Lap 10

No	Lap Time	Gap
51	2:46.071	
35	2:46.262	0.412
72	2:47.178	1.613
6	2:47.792	2.437
85	2:45.637	2.727
68	2:46.415	4.022
11	2:45.120	4.815
84	2:42.828	5.220
14	2:43.200	5.857
88	2:39.952	6.671
32	2:40.246	7.375
48	2:39.838	8.036
7	2:39.968	8.883
15	2:39.351	9.476
31	2:39.006	9.967
19	2:37.130	11.170
79	2:36.712	11.448
27	2:36.444	13.772
28	2:36.818	14.604
8	2:36.352	15.496
86	2:36.038	16.218
66	2:22.661	17.459

Lap 11

No	Lap Time	Gap
51	2:52.174	
35	2:52.092	0.330
72	2:51.078	0.517
6	2:50.678	0.941
85	2:50.585	1.138
68	2:49.579	1.427
11	2:49.027	1.668
84	2:48.725	1.771
14	2:48.256	1.939
88	2:47.577	2.074
32	2:47.150	2.351
48	2:46.551	2.413
7	2:45.847	2.556
15	2:45.656	2.958
31	2:45.456	3.249
19	2:44.667	3.663
79	2:44.595	3.869
27	2:42.407	4.005

panta MOLGROUP ITALY RACING FUEL
FIA ACTION FOR ROAD SAFETY
ACI Global Servizi 803116
SCUOLA FEDERALE IN SPORT
l'Automobile
TATUUS
PIRELLI

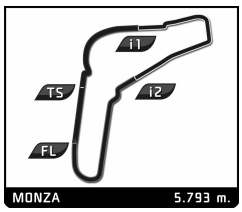

Italian F4 Championship powered by Aba

ACI Racing Weekend 16/18 Ottobre 2020

Race 3

Analysis by lap

Lapped

No	Lap Time	Gap
28	2:41.803	4.233
8	2:41.121	4.443
86	2:40.653	4.697
66	2:39.771	5.056
Lap 12		
35	1:55.601	
51	1:55.958	0.027
72	1:55.801	0.387
6	1:55.540	0.550
85	1:55.706	0.913
68	1:55.987	1.483
84	1:56.046	1.886
7	1:55.863	2.488
14	1:57.169	3.177
88	1:58.192	4.335
11	1:58.898	4.635
32	1:58.400	4.820
15	1:57.940	4.967
48	1:58.810	5.292
19	1:57.873	5.605
8	1:57.760	6.272
28	1:58.173	6.475
66	1:57.771	6.896
27	1:59.694	7.768
79	2:00.475	8.413
86	1:59.677	8.443
31	2:01.452	8.770
Lap 13		
35	1:56.557	
51	1:56.860	0.330
6	1:56.723	0.716
85	1:56.443	0.799
72	1:57.142	0.972
68	1:56.422	1.348
7	1:55.547	1.478
14	1:55.190	1.810
88	1:55.731	3.509
32	1:56.022	4.285
11	1:56.327	4.405
48	1:55.742	4.477
19	1:55.896	4.944
28	1:56.357	6.275
66	1:56.170	6.509
8	1:57.844	7.559
27	1:56.578	7.789
15	2:00.545	8.955
31	1:56.813	9.026
86	1:57.219	9.105
79	1:57.480	9.336
84	2:11.124	16.453
Lap 14		
35	1:55.515	
51	1:55.549	0.364
85	1:55.413	0.697
72	1:55.464	0.921
6	1:56.381	1.582
7	1:55.789	1.752
68	1:56.400	2.233
14	1:56.466	2.761
88	1:55.727	3.721
48	1:55.597	4.559
11	1:56.326	5.216
19	1:56.044	5.473
32	1:57.124	5.894
66	1:55.647	6.641
28	1:56.519	7.279
8	1:56.099	8.143
31	1:55.494	9.005
86	1:57.297	10.887
79	1:57.404	11.225
84	2:00.016	20.954
27	2:09.624	21.898
15	2:20.229	33.669
Lap 15		
35	1:56.217	
85	1:56.118	0.598
51	1:56.461	0.608
72	1:55.933	0.637
6	1:56.229	1.594
68	1:55.680	1.696
14	1:55.729	2.273
7	1:56.804	2.339
88	1:54.968	2.472
48	1:55.019	3.361
11	1:55.627	4.626
32	1:55.519	5.196
66	1:55.687	6.111
28	1:55.656	6.718
19	1:57.935	7.191
8	1:56.347	8.273
31	1:55.723	8.511
86	1:55.734	10.404
79	1:55.575	10.583
27	1:57.483	23.164
84	2:01.874	26.611
Lap 16		
35	1:55.331	
85	1:55.199	0.466
72	1:55.345	0.651
51	1:55.531	0.808
68	1:56.058	2.423
6	1:56.344	2.607
7	1:55.687	2.695
14	1:56.018	2.960
88	1:56.817	3.958
48	1:56.335	4.365
11	1:55.615	4.910
32	1:55.232	5.097
66	1:55.076	5.856
28	1:55.335	6.722
19	1:55.409	7.269
8	1:56.121	9.063
31	1:56.185	9.365
86	1:56.273	11.346
79	1:56.550	11.802
27	1:57.794	25.627
84	1:59.663	30.943

panta MOLGROUP ITALY RACING FUEL
FIA ACTION FOR ROAD SAFETY
ACI Global Servizi 803116
SCUOLA FEDERALE IN SPORT
l'Automobile
TATUUS
PIRELLI

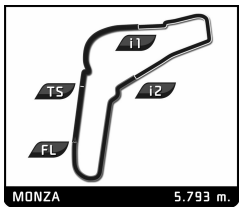

Italian F4 Championship powered by Aba

ACI Racing Weekend 16/18 Ottobre 2020

Race 3

Sector Analysis

_ Invalidated Lap | Personal Best | Session Best | **B** Crossing the finish line in the pit lane

6 Sebastian MONTOYA — COL
Prema Powerteam — Tatuus F.4 T014 Abarth

Lap	Time	Sector 1	Sector 2	Sector 3	T.Spd	Elapsed
1	2:00.184	40.739	39.897	39.548	198.4	2:00.184
2	1:55.097	37.481	38.366	39.250	243.2	3:55.281
3	1:55.265	37.868	38.417	38.980	237.9	5:50.546
4	1:54.675	37.462	38.325	38.888	240.0	7:45.221
5	1:54.906	37.497	38.330	39.079	245.4	9:40.127
6	1:54.596	37.234	38.385	38.977	241.1	11:34.723
7	1:55.717	37.588	39.015	39.114	240.5	13:30.440
8	1:54.791	37.604	38.234	38.953	240.5	15:25.231
9	1:54.637	37.220	38.315	39.102	238.4	17:19.868
10	2:47.792	54.081	56.958	56.753	134.2	20:07.660
11	2:50.678	47.608	54.674	1:08.396	165.0	22:58.338
12	1:55.540	37.962	38.670	38.908	237.4	24:53.878
13	1:56.723	37.954	39.296	39.473	230.8	26:50.601
14	1:56.381	37.610	39.613	39.158	241.1	28:46.982
15	1:56.229	37.708	39.034	39.487	239.5	30:43.211
16	1:56.344	37.765	39.061	39.518	240.0	32:39.555

7 Dino BEGANOVIC — SWE
Prema Powerteam — Tatuus F.4 T014 Abarth

Lap	Time	Sector 1	Sector 2	Sector 3	T.Spd	Elapsed
1	2:05.613	46.150	39.768	39.695	209.9	2:05.613
2	1:57.757	38.290	39.849	39.618	243.8	4:03.370
3	1:57.306	37.752	39.464	40.090	240.5	6:00.676
4	1:55.245	37.625	38.506	39.114	238.4	7:55.921
5	1:55.147	37.389	38.127	39.631	241.1	9:51.068
6	1:56.283	37.086	39.855	39.342	243.2	11:47.351
7	1:54.668	37.500	38.007	39.161	238.4	13:42.019
8	1:54.211	37.365	37.953	38.893	239.5	15:36.230
9	1:57.908	37.690	38.798	41.420	244.9	17:34.138
10	2:39.968	48.208	57.119	54.641	195.2	20:14.106
11	2:45.847	46.655	56.612	1:02.580	166.2	22:59.953
12	1:55.863	37.722	39.233	38.908	243.8	24:55.816
13	1:55.547	37.449	38.702	39.396	244.3	26:51.363
14	1:55.789	37.718	38.831	39.240	242.7	28:47.152
15	1:56.804	37.843	39.255	39.706	240.0	30:43.956
16	1:55.687	37.349	39.042	39.296	244.3	32:39.643

8 Han CENYU — CHN
Van Amersfoort Racing — Tatuus F.4 T014 Abarth

Lap	Time	Sector 1	Sector 2	Sector 3	T.Spd	Elapsed
1	2:04.945	44.030	40.390	40.525	205.1	2:04.945
2	1:57.535	37.598	40.182	39.755	243.2	4:02.480
3	1:58.296	38.300	39.789	40.207	242.1	6:00.776
4	1:56.178	37.586	39.045	39.547	239.5	7:56.954
5	1:56.037	37.655	38.941	39.441	242.7	9:52.991
6	1:55.632	37.576	38.763	39.293	240.5	11:48.623
7	1:57.098	38.544	38.842	39.712	239.5	13:45.721
8	1:57.891	38.372	39.173	40.346	240.0	15:43.612
9	2:00.755	38.369	40.216	42.170	237.9	17:44.367
10	2:36.352	42.926	57.891	55.535	164.7	20:20.719
11	2:41.121	46.101	56.725	58.295	179.1	23:01.840
12	1:57.760	38.229	40.039	39.492	237.4	24:59.600
13	1:57.844	38.060	39.697	40.087	242.1	26:57.444
14	1:56.099	37.668	38.954	39.477	241.6	28:53.543
15	1:56.347	37.681	38.796	39.870	240.0	30:49.890
16	1:56.121	37.619	38.844	39.658	240.0	32:46.011

11 Dexter PATTERSON — GBR-SCT
Bhaitech — Tatuus F.4 T014 Abarth

Lap	Time	Sector 1	Sector 2	Sector 3	T.Spd	Elapsed
1	1:59.787	40.456	39.530	39.801	197.7	1:59.787
2	1:56.134	37.513	38.687	39.934	244.3	3:55.921
3	1:55.691	37.762	38.629	39.300	242.1	5:51.612
4	1:56.215	37.607	38.664	39.944	240.5	7:47.827
5	1:55.385	37.357	38.674	39.354	243.2	9:43.212
6	1:55.356	37.469	38.417	39.470	242.1	11:38.568
7	1:55.210	37.402	38.438	39.370	242.7	13:33.778
8	1:55.449	37.588	38.457	39.404	241.1	15:29.227
9	1:55.691	37.660	38.648	39.383	237.4	17:24.918
10	2:45.120	52.166	56.089	56.865	125.8	20:10.038
11	2:49.027	47.101	55.660	1:06.266	180.9	22:59.065
12	1:58.898	38.590	40.541	39.767	242.7	24:57.963
13	1:56.327	38.018	38.619	39.690	242.7	26:54.290
14	1:56.326	37.855	39.040	39.431	242.1	28:50.616
15	1:55.627	37.686	38.706	39.235	238.9	30:46.243
16	1:55.615	37.513	38.653	39.449	240.0	32:41.858

14 Filip Ioan UGRAN — ROU
Jenzer Motorsport — Tatuus F.4 T014 Abarth

Lap	Time	Sector 1	Sector 2	Sector 3	T.Spd	Elapsed
1	2:01.246	41.719	40.084	39.443	206.3	2:01.246
2	1:59.474	40.047	40.137	39.290	243.2	4:00.720
3	1:55.491	37.440	38.540	39.511	238.9	5:56.211
4	1:55.315	37.365	38.517	39.433	246.0	7:51.526
5	1:55.073	37.346	38.437	39.290	240.5	9:46.599
6	1:55.045	37.568	38.312	39.165	239.5	11:41.644
7	1:55.003	37.444	38.324	39.235	237.9	13:36.647
8	1:55.656	37.595	38.937	39.124	237.9	15:32.303
9	1:55.577	37.391	38.429	39.757	244.3	17:27.880
10	2:43.200	50.295	57.020	55.885	126.9	20:11.080
11	2:48.256	47.060	55.998	1:05.198	194.1	22:59.336
12	1:57.169	38.636	39.372	39.161	236.9	24:56.505
13	1:55.190	37.354	38.691	39.145	242.7	26:51.695
14	1:56.466	37.696	39.317	39.453	246.0	28:48.161
15	1:55.729	37.344	38.755	39.630	243.8	30:43.890
16	1:56.018	37.586	39.125	39.307	246.0	32:39.908

15 Piotr WISNICKI — POL
Jenzer Motorsport — Tatuus F.4 T014 Abarth

Lap	Time	Sector 1	Sector 2	Sector 3	T.Spd	Elapsed
1	2:02.830	42.962	39.497	40.371	204.0	2:02.830
2	1:56.775	38.360	38.873	39.542	228.9	3:59.605
3	1:56.888	37.744	38.622	40.522	243.2	5:56.493
4	1:55.777	37.574	38.717	39.486	244.3	7:52.270
5	1:56.908	38.226	39.125	39.557	241.1	9:49.178
6	1:55.694	37.810	38.450	39.434	246.5	11:44.872
7	1:55.773	37.658	38.655	39.460	238.4	13:40.645
8	1:55.272	37.434	38.447	39.391	243.8	15:35.917
9	1:59.431	37.930	39.171	42.330	241.6	17:35.348
10	2:39.351	47.565	57.075	54.711	197.0	20:14.699
11	2:45.656	46.719	56.800	1:02.137	170.1	23:00.355
12	1:57.940	38.668	39.637	39.635	243.8	24:58.295
13	2:00.545	38.662	39.996	41.887	236.3	26:58.840
14	2:20.229**B**	39.812	41.252	59.165	191.4	29:19.069

Panta Motorgroup Italy Racing Fuel
FIA Action for Road Safety
ACI Global Servizi 803116
Scuola Federale Sport
l'Automobile
Tatuus
Pirelli

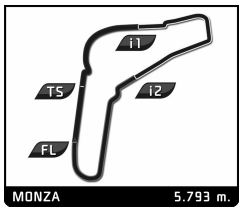

Italian F4 Championship powered by Aba

ACI Racing Weekend 16/18 Ottobre 2020

Race 3

Sector Analysis

_ Invalidated Lap | Personal Best | Session Best | **B** Crossing the finish line in the pit lane

19 Sebastian OGAARD — DNK
Bhaitech — Tatuus F.4 T014 Abarth

Lap	Time	Sector 1	Sector 2	Sector 3	T.Spd	Elapsed
1	2:05.339	45.213	39.702	40.424	193.1	2:05.339
2	1:58.188	38.110	40.300	39.778	243.8	4:03.527
3	1:57.958	37.773	39.327	40.858	212.3	6:01.485
4	1:56.399	38.073	39.026	39.300	227.0	7:57.884
5	1:55.690	37.443	38.691	39.556	238.9	9:53.574
6	1:55.521	37.381	38.694	39.446	230.8	11:49.095
7	1:56.718	38.209	38.768	39.741	243.2	13:45.813
8	1:57.154	38.206	38.798	40.150	240.0	15:42.967
9	1:56.296	37.771	38.707	39.818	236.9	17:39.263
10	2:37.130	45.136	57.186	54.808	195.9	20:16.393
11	2:44.667	46.542	56.994	1:01.131	167.0	23:01.060
12	1:57.873	38.452	39.696	39.725	240.5	24:58.933
13	1:55.896	37.815	38.694	39.387	235.8	26:54.829
14	1:56.044	37.510	39.198	39.336	233.3	28:50.873
15	1:57.935	37.644	40.438	39.853	243.8	30:48.808
16	1:55.409	37.420	38.522	39.467	240.5	32:44.217

21 Axel GNOS — CHE
G4 Racing — Tatuus F.4 T014 Abarth

Lap	Time	Sector 1	Sector 2	Sector 3	T.Spd	Elapsed
1	2:04.145	43.356	39.343	41.446	207.9	2:04.145
2	1:56.991	38.089	39.504	39.398	242.7	4:01.136
3	1:55.699	37.475	38.975	39.249	243.8	5:56.835
4	1:56.018	37.674	38.963	39.381	246.0	7:52.853
5	1:57.231	38.240	39.199	39.792	242.1	9:50.084
6	1:58.301	38.033	40.032	40.236	240.5	11:48.385
7	1:56.311	38.202	38.623	39.486	236.9	13:44.696
8	1:58.906	37.840	40.225	40.841	235.3	15:43.602

27 Sebastian FREYMUTH — DEU
AS Motorsport — Tatuus F.4 T014 Abarth

Lap	Time	Sector 1	Sector 2	Sector 3	T.Spd	Elapsed
1	2:04.253	43.685	39.887	40.681	205.9	2:04.253
2	1:57.273	37.998	39.813	39.462	244.9	4:01.526
3	1:56.146	37.994	38.438	39.714	228.4	5:57.672
4	1:56.414	37.568	38.647	40.199	246.5	7:54.086
5	1:56.089	37.473	38.956	39.660	246.0	9:50.175
6	1:58.297	37.885	40.189	40.223	242.7	11:48.472
7	1:58.646	38.736	40.367	39.543	241.6	13:47.118
8	1:56.541	37.549	38.694	40.298	239.5	15:43.659
9	1:58.892	38.279	39.919	40.694	237.9	17:42.551
10	2:36.444	42.948	57.812	55.684	206.3	20:18.995
11	2:42.407	45.772	57.264	59.371	177.6	23:01.402
12	1:59.694	38.661	40.746	40.287	242.1	25:01.096
13	1:56.578	37.618	38.752	40.208	241.6	26:57.674
14	2:09.624	50.071	39.431	40.122	243.2	29:07.298
15	1:57.483	38.164	39.141	40.178	238.4	31:04.781
16	1:57.794	38.459	39.215	40.120	235.8	33:02.575

28 Francesco BRASCHI — ITA
Jenzer Motorsport — Tatuus F.4 T014 Abarth

Lap	Time	Sector 1	Sector 2	Sector 3	T.Spd	Elapsed
1	2:05.588	44.729	39.994	40.865	203.6	2:05.588
2	1:58.729	38.535	40.131	40.063	244.3	4:04.317
3	1:57.286	38.042	38.995	40.249	241.1	6:01.603
4	1:58.697	38.068	39.753	40.876	239.5	8:00.300
5	1:56.323	37.720	39.022	39.581	243.8	9:56.623
6	1:56.821	37.148	39.590	40.083	242.7	11:53.444
7	1:56.193	37.880	38.930	39.383	238.4	13:49.637
8	1:55.723	37.509	38.601	39.613	238.9	15:45.360
9	1:57.649	37.484	39.362	40.803	242.1	17:43.009
10	2:36.818	43.158	57.894	55.766	179.4	20:19.827
11	2:41.803	45.381	57.155	59.267	151.0	23:01.630
12	1:58.173	38.761	40.099	39.313	232.8	24:59.803
13	1:56.357	37.694	39.220	39.443	243.2	26:56.160
14	1:56.519	37.738	39.128	39.653	239.5	28:52.679
15	1:55.656	37.237	38.985	39.434	242.7	30:48.335
16	1:55.335	37.222	38.666	39.447	243.8	32:43.670

31 Taylor BARNARD — GBR
AKM Motorsport — Tatuus F.4 T014 Abarth

Lap	Time	Sector 1	Sector 2	Sector 3	T.Spd	Elapsed
1	2:00.667	40.465	40.139	40.063	195.9	2:00.667
2	1:56.345	38.173	38.817	39.355	240.0	3:57.012
3	1:56.974	37.911	39.403	39.660	242.1	5:53.986
4	1:57.558	37.891	40.038	39.629	236.9	7:51.544
5	1:57.405	38.346	39.262	39.797	212.3	9:48.949
6	1:55.335	37.615	38.448	39.272	247.1	11:44.284
7	1:55.275	37.630	38.403	39.242	244.3	13:39.559
8	1:56.230	37.356	39.029	39.845	242.1	15:35.789
9	2:00.395	38.211	39.685	42.499	242.1	17:36.184
10	2:39.006	47.200	57.000	54.806	201.7	20:15.190
11	2:45.456	46.888	56.889	1:01.679	164.2	23:00.646
12	2:01.452	40.923	40.318	40.211	241.6	25:02.098
13	1:56.813	37.971	39.506	39.336	233.8	26:58.911
14	1:55.494	37.533	38.654	39.307	241.6	28:54.405
15	1:55.723	37.620	38.590	39.513	239.5	30:50.128
16	1:56.185	37.419	39.088	39.678	234.3	32:46.313

32 Lorenzo FLUXA — ESP
AKM Motorsport — Tatuus F.4 T014 Abarth

Lap	Time	Sector 1	Sector 2	Sector 3	T.Spd	Elapsed
1	2:01.535	41.490	40.432	39.613	204.4	2:01.535
2	1:56.859	37.901	38.635	40.323	246.5	3:58.394
3	1:56.356	37.693	38.690	39.973	233.3	5:54.750
4	1:56.457	37.592	39.112	39.753	241.6	7:51.207
5	1:57.089	38.247	39.440	39.402	234.8	9:48.296
6	1:55.326	37.669	38.358	39.299	240.5	11:43.622
7	1:55.154	37.388	38.458	39.308	237.9	13:38.776
8	1:55.911	37.823	38.560	39.528	236.9	15:34.687
9	1:57.665	38.145	39.042	40.478	234.8	17:32.352
10	2:40.246	48.184	57.014	55.048	151.0	20:12.598
11	2:47.150	46.654	56.125	1:04.371	169.6	22:59.748
12	1:58.400	38.926	39.745	39.729	241.6	24:58.148
13	1:56.022	38.070	38.674	39.278	244.9	26:54.170
14	1:57.124	38.155	39.433	39.536	238.4	28:51.294
15	1:55.519	37.314	38.998	39.207	241.6	30:46.813
16	1:55.232	37.283	38.469	39.480	242.1	32:42.045

35 Pietro DELLI GUANTI — ITA
BVM Technorace — Tatuus F.4 T014 Abarth

Lap	Time	Sector 1	Sector 2	Sector 3	T.Spd	Elapsed
1	1:59.376	40.582	39.433	39.361	195.9	1:59.376
2	1:54.856	37.389	38.382	39.085	241.1	3:54.232
3	1:55.531	37.316	38.591	39.624	242.1	5:49.763
4	1:55.225	37.459	38.600	39.166	244.9	7:44.988
5	1:54.721	37.201	38.417	39.103	242.7	9:39.709

Panta Racing Fuel · FIA Action for Road Safety · ACI Global Servizi · Scuola Federale Sport · l'Automobile · Tatuus · Pirelli

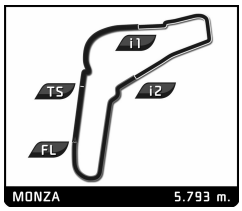

Italian F4 Championship powered by Aba
ACI Racing Weekend 16/18 Ottobre 2020
Race 3

Sector Analysis

_ Invalidated Lap | Personal Best | Session Best | **B** Crossing the finish line in the pit lane

46 Gabriele MINÌ — ITA
Prema Powerteam — Tatuus F.4 T014 Abarth

Lap	Time	Sector 1	Sector 2	Sector 3	T.Spd	Elapsed
1	1:56.596	38.311	38.638	39.647	192.4	1:56.596
2	1:56.896	38.237	39.045	39.614	235.8	3:53.492
6	1:54.660	37.349	38.325	38.986	245.4	11:34.369
7	1:54.992	37.377	38.485	39.130	239.5	13:29.361
8	1:54.603	37.325	38.235	39.043	240.5	15:23.964
9	1:55.409	37.371	38.566	39.472	240.5	17:19.373
10	2:46.262	53.310	56.674	56.278	129.1	20:05.635
11	2:52.092	48.554	54.373	1:09.165	161.1	22:57.727
12	1:55.601	37.804	38.502	39.295	234.3	24:53.328
13	1:56.557	37.946	39.272	39.339	234.8	26:49.885
14	1:55.515	37.857	38.444	39.214	233.8	28:45.400
15	1:56.217	38.063	38.784	39.370	234.3	30:41.617
16	1:55.331	37.807	38.279	39.245	234.3	32:36.948

48 Jesse SALMENAUTIO — FIN
Bhaitech — Tatuus F.4 T014 Abarth

Lap	Time	Sector 1	Sector 2	Sector 3	T.Spd	Elapsed
1	2:05.230	44.137	40.288	40.805	212.8	2:05.230
2	1:56.961	38.173	39.494	39.294	246.0	4:02.191
3	1:56.322	38.511	38.627	39.184	242.1	5:58.513
4	1:55.224	37.657	38.553	39.014	241.6	7:53.737
5	1:56.185	37.377	39.079	39.729	243.8	9:49.922
6	1:55.116	37.469	38.444	39.203	241.1	11:45.038
7	1:55.154	37.479	38.479	39.196	242.1	13:40.192
8	1:55.431	37.549	38.492	39.390	242.1	15:35.623
9	1:57.798	38.126	38.732	40.940	237.9	17:33.421
10	2:39.838	48.055	56.584	55.199	138.1	20:13.259
11	2:46.551	46.863	56.026	1:03.662	158.9	22:59.810
12	1:58.810	39.554	39.724	39.532	241.6	24:58.620
13	1:55.742	38.042	38.452	39.248	245.4	26:54.362
14	1:55.597	37.785	38.570	39.242	241.1	28:49.959
15	1:55.019	37.434	38.295	39.290	240.0	30:44.978
16	1:56.335	37.041	39.547	39.747	242.7	32:41.313

51 Francesco PIZZI — ITA
Van Amersfoort Racing — Tatuus F.4 T014 Abarth

Lap	Time	Sector 1	Sector 2	Sector 3	T.Spd	Elapsed
1	1:58.592	39.927	39.437	39.228	197.7	1:58.592
2	1:55.228	37.251	38.356	39.621	243.2	3:53.820
3	1:55.079	37.474	38.416	39.189	243.8	5:48.899
4	1:55.166	37.639	38.308	39.219	237.9	7:44.065
5	1:54.911	37.601	38.238	39.072	235.8	9:38.976
6	1:54.858	37.599	38.190	39.069	235.8	11:33.834
7	1:54.799	37.587	38.171	39.041	236.3	13:28.633
8	1:54.928	37.570	38.222	39.136	236.3	15:23.561
9	1:55.591	37.627	38.592	39.372	235.3	17:19.152
10	2:46.071	53.224	56.542	56.305	127.8	20:05.223
11	2:52.174	48.731	54.242	1:09.201	177.1	22:57.397
12	1:55.958	37.900	38.615	39.443	235.8	24:53.355
13	1:56.860	37.944	39.634	39.282	235.3	26:50.215
14	1:55.549	37.619	38.742	39.188	240.5	28:45.764
15	1:56.461	37.726	38.824	39.911	241.6	30:42.225
16	1:55.531	37.732	38.534	39.265	235.3	32:37.756

66 Zdenek CHOVANEK LOPEZ — PRT
Bhaitech — Tatuus F.4 T014 Abarth

Lap	Time	Sector 1	Sector 2	Sector 3	T.Spd	Elapsed
1	2:03.792	43.031	39.527	41.234	206.7	2:03.792
2	1:56.567	37.639	39.497	39.431	242.1	4:00.359
3	1:56.976	38.167	38.692	40.117	242.1	5:57.335
4	1:55.721	37.401	39.066	39.254	243.8	7:53.056
5	2:03.225 **B**	37.600	39.197	46.428	245.4	9:56.281
6	2:16.198	57.967	38.648	39.583	192.4	12:12.479
7	1:55.519	37.775	38.337	39.407	235.3	14:07.998
8	1:55.975	37.821	38.725	39.429	234.3	16:03.973
9	1:56.048	37.843	38.772	39.433	234.8	18:00.021
10	2:22.661	37.841	49.865	54.955	235.8	20:22.682
11	2:39.771	45.943	56.198	57.630	186.5	23:02.453
12	1:57.771	38.617	39.673	39.481	241.1	25:00.224
13	1:56.170	37.336	39.499	39.335	245.4	26:56.394
14	1:55.647	37.454	38.955	39.238	243.8	28:52.041
15	1:55.687	37.547	38.914	39.226	241.6	30:47.728
16	1:55.076	37.359	38.446	39.271	242.1	32:42.804

68 Santiago RAMOS — MEX
Jenzer Motorsport — Tatuus F.4 T014 Abarth

Lap	Time	Sector 1	Sector 2	Sector 3	T.Spd	Elapsed
1	2:00.746	41.106	39.815	39.825	196.2	2:00.746
2	1:55.581	38.034	38.430	39.117	237.4	3:56.327
3	1:56.056	37.676	39.256	39.124	236.9	5:52.383
4	1:55.076	37.295	38.254	39.527	241.6	7:47.459
5	1:55.064	37.397	38.479	39.188	238.4	9:42.523
6	1:54.814	37.475	38.221	39.118	238.4	11:37.337
7	1:54.689	37.302	38.231	39.156	238.4	13:32.026
8	1:54.721	37.445	38.197	39.079	239.5	15:26.747
9	1:56.083	37.346	38.784	39.953	240.0	17:22.830
10	2:46.415	52.900	56.665	56.850	121.7	20:09.245
11	2:49.579	47.092	55.430	1:07.057	190.7	22:58.824
12	1:55.987	37.870	38.967	39.150	243.2	24:54.811
13	1:56.422	37.709	39.330	39.383	243.2	26:51.233
14	1:56.400	38.177	39.029	39.194	244.9	28:47.633
15	1:55.680	37.214	38.943	39.523	244.3	30:43.313
16	1:56.058	37.729	38.664	39.665	240.5	32:39.371

72 Leonardo FORNAROLI — ITA
Iron Lynx Srl — Tatuus F.4 T014 Abarth

Lap	Time	Sector 1	Sector 2	Sector 3	T.Spd	Elapsed
1	1:58.325	39.842	39.239	39.244	192.1	1:58.325
2	1:55.747	37.933	38.401	39.413	236.3	3:54.072
3	1:55.367	37.888	38.493	38.986	239.5	5:49.439
4	1:55.120	37.448	38.299	39.373	241.1	7:44.559
5	1:54.833	37.482	38.209	39.142	240.0	9:39.392
6	1:54.798	37.306	38.347	39.145	241.6	11:34.190
7	1:55.485	38.057	38.398	39.030	237.9	13:29.675
8	1:54.553	37.413	38.103	39.037	239.5	15:24.228
9	1:55.430	37.453	38.559	39.418	242.1	17:19.658
10	2:47.178	53.802	56.758	56.618	123.7	20:06.836
11	2:51.078	48.027	54.777	1:08.274	171.2	22:57.914
12	1:55.801	38.006	38.575	39.220	238.4	24:53.715
13	1:57.142	38.199	39.660	39.283	234.3	26:50.857
14	1:55.464	37.517	38.992	38.955	234.3	28:46.321
15	1:55.933	37.469	39.053	39.411	245.4	30:42.254
16	1:55.345	38.147	38.225	38.973	233.3	32:37.599

77 Andrea ROSSO — ITA
Cram Motorsport — Tatuus F.4 T014 Abarth

panta MOLGROUP ITALY RACING FUEL
FIA ACTION FOR ROAD SAFETY
ACI Global Servizi 803116
SCUOLA FEDERALE IN SPORT
l'Automobile
TATUUS
PIRELLI

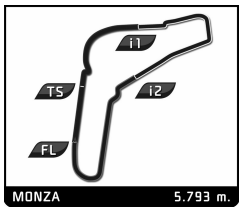

Italian F4 Championship powered by Aba

ACI Racing Weekend 16/18 Ottobre 2020

Race 3

Sector Analysis

_ Invalidated Lap | Personal Best | Session Best | **B** Crossing the finish line in the pit lane

79 Georgios MARKOGIANNIS — GRE

Cram Motorsport — Tatuus F.4 T014 Abarth

Lap	Time	Sector 1	Sector 2	Sector 3	T.Spd	Elapsed
1	2:06.163	45.215	40.519	40.429	170.9	2:06.163
2	1:58.161	38.248	40.005	39.908	231.8	4:04.324
3	1:57.134	38.530	38.839	39.765	241.1	6:01.458
4	1:55.903	37.764	38.647	39.492	239.5	7:57.361
5	1:55.937	37.528	38.880	39.529	240.5	9:53.298
6	1:55.891	37.389	38.936	39.566	246.0	11:49.189
7	1:56.821	38.162	39.148	39.511	225.6	13:46.010
8	1:57.008	37.588	39.132	40.288	244.9	15:43.018
9	1:56.941	37.752	39.085	40.104	235.8	17:39.959
10	2:36.712	44.825	57.414	54.473	190.1	20:16.671
11	2:44.595	46.728	57.093	1:00.774	165.0	23:01.266
12	2:00.475	38.681	41.542	40.252	236.3	25:01.741
13	1:57.480	38.025	39.398	40.057	240.0	26:59.221
14	1:57.404	37.863	39.531	40.010	243.2	28:56.625
15	1:55.575	37.513	38.651	39.411	244.9	30:52.200
16	1:56.550	37.514	39.497	39.539	241.1	32:48.750

84 Francesco SIMONAZZI — ITA

BVM Technorace — Tatuus F.4 T014 Abarth

Lap	Time	Sector 1	Sector 2	Sector 3	T.Spd	Elapsed
1	2:00.901	41.577	39.520	39.804	190.4	2:00.901
2	1:56.937	38.526	38.762	39.649	240.5	3:57.838
3	1:56.247	37.344	39.271	39.632	241.6	5:54.085
4	1:57.131	37.829	39.441	39.861	235.8	7:51.216
5	1:56.584	38.226	39.182	39.176	216.1	9:47.800
6	1:54.709	37.467	38.144	39.098	239.5	11:42.509
7	1:54.345	37.326	38.058	38.961	239.5	13:36.854
8	1:55.012	37.429	38.502	39.081	239.5	15:31.866
9	1:55.749	37.870	38.705	39.174	236.3	17:27.615
10	2:42.828	50.120	56.069	56.639	133.1	20:10.443
11	2:48.725	47.144	55.854	1:05.727	177.6	22:59.168
12	1:56.046	38.193	38.761	39.092	244.9	24:55.214
13	2:11.124	49.162	40.403	41.559	244.9	27:06.338
14	2:00.016	38.777	40.216	41.023	236.9	29:06.354
15	2:01.874	40.504	40.211	41.159	235.8	31:08.228
16	1:59.663	38.446	39.723	41.494	236.9	33:07.891

85 Gabriel BORTOLETO — BRA

Prema Powerteam — Tatuus F.4 T014 Abarth

Lap	Time	Sector 1	Sector 2	Sector 3	T.Spd	Elapsed
1	2:03.019	43.739	39.094	40.186	215.3	2:03.019
2	1:55.271	37.313	38.356	39.602	242.7	3:58.290
3	1:55.966	37.226	38.966	39.774	244.3	5:54.256
4	1:55.035	37.550	38.268	39.217	239.5	7:49.291
5	1:54.617	37.396	38.046	39.175	238.9	9:43.908
6	1:54.234	37.180	38.011	39.043	241.6	11:38.142
7	1:54.733	37.246	38.356	39.131	240.0	13:32.875
8	1:54.221	37.172	37.974	39.075	240.5	15:27.096
9	1:55.217	37.065	38.703	39.449	245.4	17:22.313
10	2:45.637	52.132	56.905	56.600	143.6	20:07.950
11	2:50.585	47.601	55.141	1:07.843	172.6	22:58.535
12	1:55.706	38.122	38.569	39.015	240.0	24:54.241

86 Bence VALÌNT — HUN

Van Amersfoort Racing — Tatuus F.4 T014 Abarth

Lap	Time	Sector 1	Sector 2	Sector 3	T.Spd	Elapsed
1	2:05.864	45.392	40.356	40.116	185.2	2:05.864
2	1:58.043	38.282	39.674	40.087	240.0	4:03.907
3	1:57.636	38.009	38.904	40.723	231.3	6:01.543
4	1:58.326	37.944	39.949	40.433	242.1	7:59.869
5	1:56.547	37.738	39.101	39.708	239.5	9:56.416
6	1:57.275	37.355	39.573	40.347	240.0	11:53.691
7	1:56.697	37.659	39.537	39.501	242.1	13:50.388
8	1:55.615	37.457	38.849	39.309	241.6	15:46.003
9	1:59.400	37.091	39.472	42.837	242.1	17:45.403
10	2:36.038	42.409	57.748	55.881	172.3	20:21.441
11	2:40.653	45.863	56.740	58.050	175.6	23:02.094
12	1:59.677	39.077	40.309	40.291	227.0	25:01.771
13	1:57.219	38.036	39.263	39.920	240.0	26:58.990
14	1:57.297	37.497	40.168	39.632	241.6	28:56.287
15	1:55.734	37.493	38.755	39.486	239.5	30:52.021
16	1:56.273	37.699	39.262	39.312	239.5	32:48.294

88 Hamda AL QUBAISI — UAE

Abu Dhabi Racing — Tatuus F.4 T014 Abarth

Lap	Time	Sector 1	Sector 2	Sector 3	T.Spd	Elapsed
1	2:02.923	42.520	39.939	40.464	186.8	2:02.923
2	1:56.218	37.919	38.825	39.474	240.0	3:59.141
3	1:56.637	37.822	38.343	40.472	235.8	5:55.778
4	1:55.846	37.657	39.145	39.044	240.0	7:51.624
5	1:57.064	38.155	39.357	39.552	234.3	9:48.688
6	1:55.323	37.516	38.435	39.372	245.4	11:44.011
7	1:55.092	37.383	38.224	39.485	244.3	13:39.103
8	1:55.848	37.586	38.708	39.554	242.1	15:34.951
9	1:56.991	37.803	38.516	40.672	239.5	17:31.942
10	2:39.952	47.629	56.818	55.505	149.1	20:11.894
11	2:47.577	46.876	55.805	1:04.896	193.8	22:59.471
12	1:58.192	39.032	39.627	39.533	227.9	24:57.663
13	1:55.731	37.822	38.547	39.362	238.4	26:53.394
14	1:55.727	37.582	38.770	39.375	236.3	28:49.121
15	1:54.968	37.455	38.299	39.214	238.9	30:44.089
16	1:56.817	37.760	39.546	39.511	241.1	32:40.906

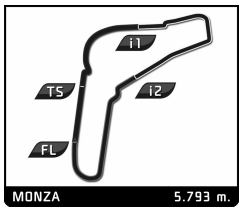

ACI Racing Weekend 16/18 Ottobre 2020

Italian F4 Championship powered by Abarth

Race 3

Weather Report

Air Temperature

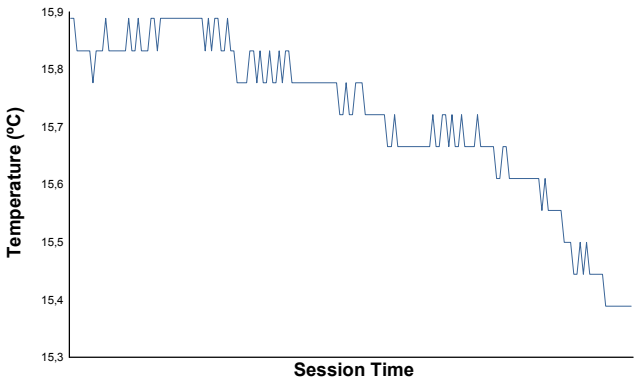

Track Temperature

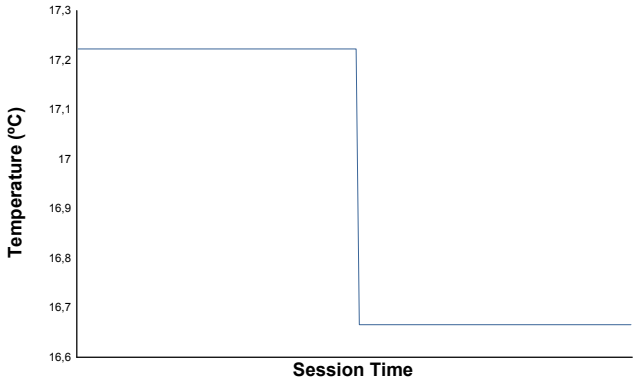

Humidity

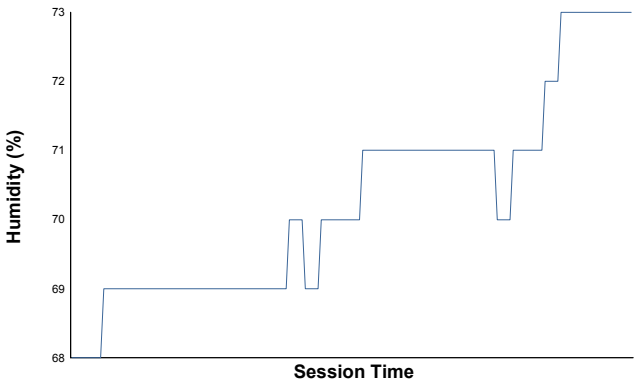

Pressure

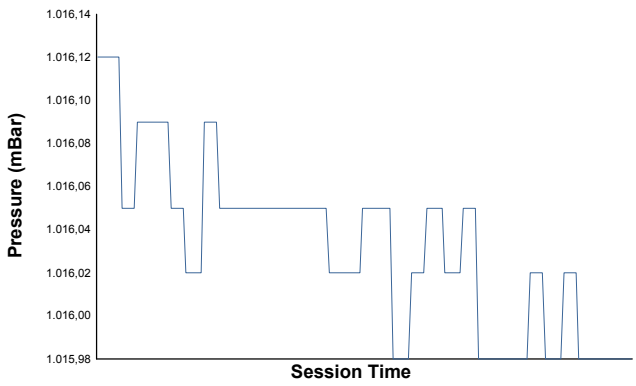

Wind Speed

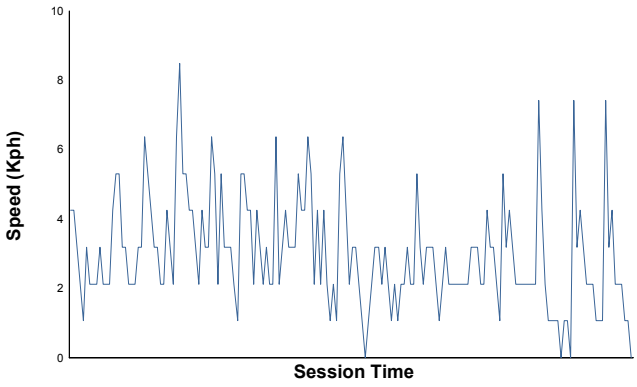

Wind Direction

North=0°/360° East=90° South=180° West=270°

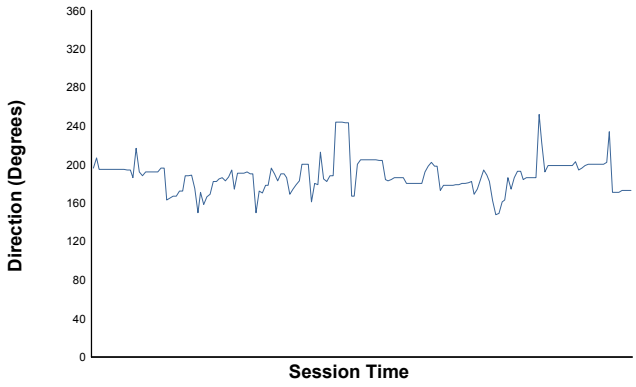

Track Status: **DRY**