

ACI Racing Weekend Misano 30 Luglio-2 Agosto 2020

Italian F4 Championship Powered by Abarth - Results Race 2

Misano Circuit Sic 58 4.226 m

Laps 19 = 80,294 km - Avg 149,691 km/h - Race Time 32'11.039

No.	Driver	Nat	Entrant	Team	Car	Class	Laps	Time	Gap	Rel.	Fastest Lap
1	77 ROSSO Andrea	ITA	Cram Motorsport	Cram Motorsport	Tatuus F4 T-014 Abarth	R	19	32'11.039		11	1'35.326
2	14 UGRAN Filip	ROU	Jenzer Motorsport	Jenzer Motorsport	Tatuus F4 T-014 Abarth		19	32'12.369	1.330	1.330	15 1'34.910
3	51 PIZZI Francesco	ITA	Van Amersfoort Racing	Van Amersfoort Racing	Tatuus F4 T-014 Abarth	R	19	32'13.903	2.864	1.534	16 1'35.221
4	46 MINI Gabriele	ITA	Prema Powerteam	Prema Powerteam	Tatuus F4 T-014 Abarth	R	19	32'14.010	2.971	0.107	7 1'35.171
5	6 MONTOYA Sebastian	COL	Prema Powerteam	Prema Powerteam	Tatuus F4 T-014 Abarth	R	19	32'14.397	3.358	0.387	15 1'35.270
6	35 DELLI GUANTI Pietro	ITA	BVM Racing	BVM Racing	Tatuus F4 T-014 Abarth	R	19	32'15.374	4.335	0.977	12 1'35.370
7	85 BORTOLETO Gabriel	BRA	Prema Powerteam	Prema Powerteam	Tatuus F4 T-014 Abarth	R	19	32'15.937	4.898	0.563	11 1'35.277
8	11 PATTERSON Dexter Macham	GBR	Bhaitech	Bhaitech	Tatuus F4 T-014 Abarth	R	19	32'18.163	7.124	2.226	13 1'35.313
9	48 SALMENAUTIO Jesse	FIN	Bhaitech	Bhaitech	Tatuus F4 T-014 Abarth		19	32'18.624	7.585	0.461	19 1'35.564
10	19 OGAARD Sebastian	DEN	Bhaitech	Bhaitech	Tatuus F4 T-014 Abarth	R	19	32'21.619	10.580	2.995	18 1'35.531
11	13 FERATI Jasin	CHE	Jenzer Motorsport	Jenzer Motorsport	Tatuus F4 T-014 Abarth	R	19	32'24.640	13.601	3.021	13 1'35.814
12	84 SIMONAZZI Francesco	ITA	DRZ Benelli	DRZ Benelli	Tatuus F4 T-014 Abarth	R	19	32'25.368	14.329	0.728	6 1'35.703
13	21 GNOS Axel	ESP	G4 Racing	G4 Racing	Tatuus F4 T-014 Abarth		19	32'26.039	15.000	0.671	16 1'35.506
14	66 CHOVANEK Zdenek	CZE	Bhaitech	Bhaitech	Tatuus F4 T-014 Abarth	R	19	32'28.496	17.457	2.457	17 1'35.843
15	72 FORNAROLI Leonardo	ITA	Iron Lynx	Iron Lynx	Tatuus F4 T-014 Abarth	R	19	32'30.601	19.562	2.105	19 1'35.639
16	15 WISNICKI Piotr	POL	Jenzer Motorsport	Jenzer Motorsport	Tatuus F4 T-014 Abarth	R	19	32'32.456	21.417	1.855	19 1'35.910
17	78 KAPRZYK Mateusz	POL	Cram Motorsport	Cram Motorsport	Tatuus F4 T-014 Abarth	R	19	32'33.203	22.164	0.747	19 1'36.149
18	88 AL QUBAIS Hamda	UAE	Abu Dhabi Racing	Abu Dhabi Racing	Tatuus F4 T-014 Abarth	R	19	32'48.702	37.663	15.499	7 1'36.422
19	7 BEGANOVIC Dino	SWE	Prema Powerteam	Prema Powerteam	Tatuus F4 T-014 Abarth	R	18	32'25.656	1 Lap	1 Lap	12 1'35.178
20P	86 VALINT Bence	HUN	BWT Mücke Motorsport	BWT Mücke Motorsport	Tatuus F4 T-014 Abarth	R	18	32'39.489	1 Lap	13.833	14 1'36.437
----- Not Classified -----											
RET	27 FREYMUTH Sebastian	DEU	AS Motorsport	AS Motorsport	Tatuus F4 T-014 Abarth		12	21'38.569	7 Laps		6 1'37.824
RET	8 CENYU Han	CHN	AKM Motorsport	AKM Motorsport	Tatuus F4 T-014 Abarth	R	6	10'08.384	13 Laps		3 1'37.403

Starting: 22 Classified: 20 Not Classified: 0 Retired: 2 Not Started: 0
 Fastest Lap N. 15 No. 14 Filip Ugran Time 1'34.910 Avg. 160,295 Km/h

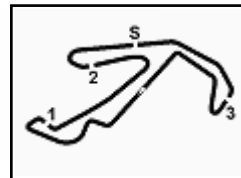
The Drive n. 86 (Valint B.) penalty time of 5 sec. for contact T14

Humidity:	61%	AIR	29°C
Condition:	DRY	Temp:	39°C

Race Director : Alessandro Ferrari

Clerk of the Course : Fabrizio Fondacci

02/08/2020 Start 09:53 End 10:26



Misano Circuit Sic 58 4.226 m

ACI Racing Weekend Misano 30 Luglio-2 Agosto 2020

Italian F4 Championship Powered by Abarth - Results by Class Race 2

Rookie

Laps 19 = 80,294 km - Avg 149,691 km/h - Race Time 32'11.039

No.	Driver	Nat	Entrant	Team	Car	Laps	Time	Gap	Rel.	Fastest Lap	
1	77 ROSSO Andrea	ITA	Cram Motorsport	Cram Motorsport	Tatuus F4 T-014 Abarth	19	32'11.039		11	1'35.326	
2	51 PIZZI Francesco	ITA	Van Amersfoort Racing	Van Amersfoort Racing	Tatuus F4 T-014 Abarth	19	32'13.903	2.864	2.864	16	1'35.221
3	46 MINI Gabriele	ITA	Prema Powerteam	Prema Powerteam	Tatuus F4 T-014 Abarth	19	32'14.010	2.971	0.107	7	1'35.171
4	6 MONTOYA Sebastian	COL	Prema Powerteam	Prema Powerteam	Tatuus F4 T-014 Abarth	19	32'14.397	3.358	0.387	15	1'35.270
5	35 DELLI GUANTI Pietro	ITA	BVM Racing	BVM Racing	Tatuus F4 T-014 Abarth	19	32'15.374	4.335	0.977	12	1'35.370
6	85 BORTOLETO Gabriel	BRA	Prema Powerteam	Prema Powerteam	Tatuus F4 T-014 Abarth	19	32'15.937	4.898	0.563	11	1'35.277
7	11 PATTERSON Dexter Macham	GBR	Bhaitech	Bhaitech	Tatuus F4 T-014 Abarth	19	32'18.163	7.124	2.226	13	1'35.313
8	19 OGAARD Sebastian	DEN	Bhaitech	Bhaitech	Tatuus F4 T-014 Abarth	19	32'21.619	10.580	3.456	18	1'35.531
9	13 FERATI Jasin	CHE	Jenzer Motorsport	Jenzer Motorsport	Tatuus F4 T-014 Abarth	19	32'24.640	13.601	3.021	13	1'35.814
10	84 SIMONAZZI Francesco	ITA	DRZ Benelli	DRZ Benelli	Tatuus F4 T-014 Abarth	19	32'25.368	14.329	0.728	6	1'35.703
11	66 CHOVAANEK Zdenek	CZE	Bhaitech	Bhaitech	Tatuus F4 T-014 Abarth	19	32'28.496	17.457	3.128	17	1'35.843
12	72 FORNAROLI Leonardo	ITA	Iron Lynx	Iron Lynx	Tatuus F4 T-014 Abarth	19	32'30.601	19.562	2.105	19	1'35.639
13	15 WISNICKI Piotr	POL	Jenzer Motorsport	Jenzer Motorsport	Tatuus F4 T-014 Abarth	19	32'32.456	21.417	1.855	19	1'35.910
14	78 KAPRZYK Mateusz	POL	Cram Motorsport	Cram Motorsport	Tatuus F4 T-014 Abarth	19	32'33.203	22.164	0.747	19	1'36.149
15	88 AL QUBAISI Hamda	UAE	Abu Dhabi Racing	Abu Dhabi Racing	Tatuus F4 T-014 Abarth	19	32'48.702	37.663	15.499	7	1'36.422
16	7 BEGANOVIC Dino	SWE	Prema Powerteam	Prema Powerteam	Tatuus F4 T-014 Abarth	18	32'25.656	1 Lap	1 Lap	12	1'35.178
17P	86 VALINT Bence	HUN	BWT Mücke Motorsport	BWT Mücke Motorsport	Tatuus F4 T-014 Abarth	18	32'39.489	1 Lap	13.833	14	1'36.437
----- Not Classified -----											
RET	8 CENYU Han	CHN	AKM Motorsport	AKM Motorsport	Tatuus F4 T-014 Abarth	6	10'08.384	13 Laps		3	1'37.403

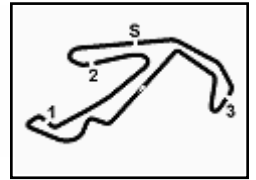
Starting: 18 Classified: 17 Not Classified: 0 Retired: 1 Not Started: 0
 Fastest Lap N. 7 No. 46 Gabriele Mini Time 1'35.171 Avg. 159,855 Km/h

Humidity:	61%	AIR	29°C
Condition:	DRY	Temp:	39°C

Race Director : Alessandro Ferrari

Clerk of the Course : Fabrizio Fondacci

02/08/2020 Start 09:53 End 10:26

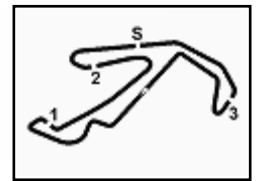


Misano Circuit Sic 58 4.226 m

ACI Racing Weekend Misano 30 Luglio-2 Agosto 2020
Italian F4 Championship Powered by Abarth - Lap Chart Race 2

	Lap																		
	1	2	3	4	5	6	7	8	9	10	11	12	13	14	15	16	17	18	19
1	77	77	77	77	77	77	77	77	77	77	77	77	77	77	77	77	77	77	77
2	14	14	14	14	14	14	14	14	14	14	14	14	51	51	51	51	51	51	14
3	51	51	51	51	51	51	51	51	51	51	51	51	14	14	14	14	14	14	51
4	6	6	6	46	46	46	46	46	46	46	46	46	46	46	46	46	46	46	46
5	46	46	46	6	6	6	6	6	6	6	35	35	6	6	6	6	6	6	6
6	72	72	72	35	35	35	35	35	35	35	6	6	35	35	35	35	35	35	35
7	35	35	35	72	85	85	85	85	85	85	85	85	85	85	85	85	85	85	85
8	85	85	85	85	48	48	48	48	48	11	11	11	11	11	11	11	11	11	11
9	48	48	48	48	19	19	19	19	19	48	48	48	48	48	48	48	48	48	48
10	19	19	19	19	11	11	11	11	11	13	84	84	19	19	19	19	19	19	19
11	21	21	11	11	84	84	84	84	84	19	19	19	84	84	84	84	84	13	13
12	11	11	84	84	78	78	13	13	13	84	21	21	21	13	13	13	13	84	84
13	84	84	21	78	13	13	78	78	78	21	13	13	13	21	21	21	21	21	21
14	78	78	78	13	66	66	66	66	66	78	66	66	66	66	66	66	66	66	66
15	88	88	13	66	21	21	21	21	21	66	78	72	72	78	78	78	72	72	72
16	13	13	88	21	88	88	88	88	88	15	78	78	72	72	72	15	15	15	15
17	66	66	66	8	15	15	15	15	15	15	72	15	15	15	15	78	78	78	78
18	8	8	8	86	27	27	27	27	27	72	27	88	88	88	88	88	88	88	88
19	27	27	86	88	86	8	72	72	72	27	88	27	7	7	7	7	7	7	7
20	15	86	27	27	72	86	7	7	7	7	7	7	86	86	86	86	86	86	86
21	86	15	15	15	8	72	86	86	86	86	86	86	86	86	86	86	86	86	86
22	7	7	7	7	7	7	7	7	7	7	7	7	7	7	7	7	7	7	7

Final Result			
1	77	ROSSO A.	Laps 19
2	14	UGRAN F.	1.330
3	51	PIZZI F.	2.864
4	46	MINI G.	2.971
5	6	MONTOYA S.	3.358
6	35	DELLI GUANTI P.	4.335
7	85	BORTOLETO G.	4.898
8	11	PATTERSON D.	7.124
9	48	SALMENAUTIO J.	7.585
10	19	OGAARD S.	10.580
11	13	FERATI J.	13.601
12	84	SIMONAZZI F.	14.329
13	21	GNOS A.	15.000
14	66	CHOVANEK Z.	17.457
15	72	FORNAROLI L.	19.562
16	15	WISNICKI P.	21.417
17	78	KAPRZYK M.	22.164
18	88	AL QUBAISI H.	37.663
19	7	BEGANOVIC D.	1 Lap
20	86	VALINT B. (P)	1 Lap
RET	27	FREYMUTH S.	7 Laps
RET	8	CENYU H.	13 Laps



ACI Racing Weekend Misano 30 Luglio-2 Agosto 2020

Italian F4 Championship Powered by Abarth - Sector and Speeds Race 2

Misano Circuit Sic 58 4.226 m

RESULTS

1	77 ROSSO Andrea	Tatuus F4 T-014 Abarth	Laps 19
2	14 UGRAN Filip	Tatuus F4 T-014 Abarth	1.330
3	51 PIZZI Francesco	Tatuus F4 T-014 Abarth	2.864
4	46 MINI Gabriele	Tatuus F4 T-014 Abarth	2.971
5	6 MONTOYA Sebastian	Tatuus F4 T-014 Abarth	3.358
6	35 DELLI GUANTI Pietro	Tatuus F4 T-014 Abarth	4.335
7	85 BORTOLETO Gabriel	Tatuus F4 T-014 Abarth	4.898
8	11 PATTERSON Dexter Macham	Tatuus F4 T-014 Abarth	7.124
9	48 SALMENAUTIO Jesse	Tatuus F4 T-014 Abarth	7.585
10	19 OGAARD Sebastian	Tatuus F4 T-014 Abarth	10.580
11	13 FERATI Jasin	Tatuus F4 T-014 Abarth	13.601
12	84 SIMONAZZI Francesco	Tatuus F4 T-014 Abarth	14.329
13	21 GNOS Axel	Tatuus F4 T-014 Abarth	15.000
14	66 CHOVAANEK Zdenek	Tatuus F4 T-014 Abarth	17.457
15	72 FORNAROLI Leonardo	Tatuus F4 T-014 Abarth	19.562
16	15 WISNICKI Piotr	Tatuus F4 T-014 Abarth	21.417
17	78 KAPRZYK Mateusz	Tatuus F4 T-014 Abarth	22.164
18	88 AL QUBAIS I Hamda	Tatuus F4 T-014 Abarth	37.663
19	7 BEGANOVIC Dino	Tatuus F4 T-014 Abarth	1 Lap
20	86 VALINT Bence	Tatuus F4 T-014 Abarth	1 Lap
RET	27 FREYMUTH Sebastian	Tatuus F4 T-014 Abarth	7 Laps
RET	8 CENYU Han	Tatuus F4 T-014 Abarth	13 Laps

SPEED

1	14 UGRAN Filip	Tatuus F4 T-014 Abarth	201,5
2	46 MINI Gabriele	Tatuus F4 T-014 Abarth	200,4
3	51 PIZZI Francesco	Tatuus F4 T-014 Abarth	200,4
4	72 FORNAROLI Leonardo	Tatuus F4 T-014 Abarth	200,0
5	6 MONTOYA Sebastian	Tatuus F4 T-014 Abarth	199,6
6	7 BEGANOVIC Dino	Tatuus F4 T-014 Abarth	199,3
7	86 VALINT Bence	Tatuus F4 T-014 Abarth	199,3
8	35 DELLI GUANTI Pietro	Tatuus F4 T-014 Abarth	199,3
9	11 PATTERSON Dexter Macham	Tatuus F4 T-014 Abarth	199,3
10	84 SIMONAZZI Francesco	Tatuus F4 T-014 Abarth	199,3
11	66 CHOVAANEK Zdenek	Tatuus F4 T-014 Abarth	199,3
12	88 AL QUBAIS I Hamda	Tatuus F4 T-014 Abarth	199,3
13	27 FREYMUTH Sebastian	Tatuus F4 T-014 Abarth	198,9
14	13 FERATI Jasin	Tatuus F4 T-014 Abarth	198,9
15	15 WISNICKI Piotr	Tatuus F4 T-014 Abarth	198,9
16	21 GNOS Axel	Tatuus F4 T-014 Abarth	198,5
17	19 OGAARD Sebastian	Tatuus F4 T-014 Abarth	198,5
18	48 SALMENAUTIO Jesse	Tatuus F4 T-014 Abarth	198,2
19	85 BORTOLETO Gabriel	Tatuus F4 T-014 Abarth	198,2
20	78 KAPRZYK Mateusz	Tatuus F4 T-014 Abarth	198,2
21	8 CENYU Han	Tatuus F4 T-014 Abarth	196,7
22	77 ROSSO Andrea	Tatuus F4 T-014 Abarth	196,7

SEG. 1

1	84 SIMONAZZI Francesco	24.154
2	85 BORTOLETO Gabriel	24.177
3	14 UGRAN Filip	24.211
4	46 MINI Gabriele	24.218
5	19 OGAARD Sebastian	24.222
6	6 MONTOYA Sebastian	24.245
7	48 SALMENAUTIO Jesse	24.246
8	77 ROSSO Andrea	24.256
9	11 PATTERSON Dexter Mac	24.262
10	51 PIZZI Francesco	24.293
11	7 BEGANOVIC Dino	24.298
12	35 DELLI GUANTI Pietro	24.306
13	72 FORNAROLI Leonardo	24.333
14	21 GNOS Axel	24.345
15	13 FERATI Jasin	24.372
16	15 WISNICKI Piotr	24.391
17	66 CHOVAANEK Zdenek	24.400
18	78 KAPRZYK Mateusz	24.527
19	88 AL QUBAIS I Hamda	24.531
20	86 VALINT Bence	24.621
21	27 FREYMUTH Sebastian	24.730
22	8 CENYU Han	24.771

SEG. 2

1	14 UGRAN Filip	22.841
2	46 MINI Gabriele	22.919
3	21 GNOS Axel	22.931
4	7 BEGANOVIC Dino	22.938
5	77 ROSSO Andrea	22.947
6	51 PIZZI Francesco	22.948
7	6 MONTOYA Sebastian	22.952
8	11 PATTERSON Dexter Mac	22.999
9	85 BORTOLETO Gabriel	23.001
10	72 FORNAROLI Leonardo	23.003
11	35 DELLI GUANTI Pietro	23.007
12	19 OGAARD Sebastian	23.009
13	66 CHOVAANEK Zdenek	23.052
14	13 FERATI Jasin	23.056
15	48 SALMENAUTIO Jesse	23.062
16	15 WISNICKI Piotr	23.089
17	84 SIMONAZZI Francesco	23.146
18	78 KAPRZYK Mateusz	23.161
19	88 AL QUBAIS I Hamda	23.180
20	86 VALINT Bence	23.230
21	8 CENYU Han	23.275
22	27 FREYMUTH Sebastian	23.408

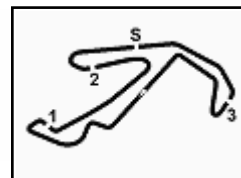
SEG. 3

1	14 UGRAN Filip	26.912
2	46 MINI Gabriele	26.995
3	48 SALMENAUTIO Jesse	27.045
4	51 PIZZI Francesco	27.051
5	35 DELLI GUANTI Pietro	27.065
6	7 BEGANOVIC Dino	27.071
7	77 ROSSO Andrea	27.122
8	85 BORTOLETO Gabriel	27.161
9	13 FERATI Jasin	27.165
10	6 MONTOYA Sebastian	27.170
11	11 PATTERSON Dexter Mac	27.178
12	66 CHOVAANEK Zdenek	27.200
13	21 GNOS Axel	27.229
14	72 FORNAROLI Leonardo	27.253
15	19 OGAARD Sebastian	27.270
16	78 KAPRZYK Mateusz	27.278
17	84 SIMONAZZI Francesco	27.321
18	15 WISNICKI Piotr	27.321
19	86 VALINT Bence	27.328
20	88 AL QUBAIS I Hamda	27.417
21	8 CENYU Han	27.680
22	27 FREYMUTH Sebastian	27.852

SEG. 4

1	14 UGRAN Filip	20.633
2	46 MINI Gabriele	20.649
3	6 MONTOYA Sebastian	20.700
4	11 PATTERSON Dexter Mac	20.738
5	77 ROSSO Andrea	20.753
6	85 BORTOLETO Gabriel	20.767
7	51 PIZZI Francesco	20.771
8	35 DELLI GUANTI Pietro	20.802
9	72 FORNAROLI Leonardo	20.823
10	7 BEGANOVIC Dino	20.834
11	48 SALMENAUTIO Jesse	20.834
12	21 GNOS Axel	20.854
13	19 OGAARD Sebastian	20.880
14	84 SIMONAZZI Francesco	20.908
15	15 WISNICKI Piotr	20.951
16	78 KAPRZYK Mateusz	20.975
17	13 FERATI Jasin	20.979
18	66 CHOVAANEK Zdenek	20.982
19	86 VALINT Bence	21.030
20	88 AL QUBAIS I Hamda	21.036
21	8 CENYU Han	21.160
22	27 FREYMUTH Sebastian	21.328

02/08/2020



ACI Racing Weekend Misano 30 Luglio-2 Agosto 2020

Italian F4 Championship Powered by Abarth - Analysis Race 2

Misano Circuit Sic 58 4.226 m

Start at 9:52'51.719

1 / 4

6 S. MONTOYA (1'35.270)							
Lap	Seg.1	Seg.2	Seg.3	Seg.4	Lap Time	km/h	Local Time
1		23.913	27.876	21.281	1'44.915	198,9	9:54'36.634
2	24.653	23.121	27.417	20.998	1'36.189	197,1	9:56'12.823
3	24.454	23.167	27.721	21.237	1'36.579	196,7	9:57'49.402
4	24.408	23.153	27.841	21.561	1'36.963	196,4	9:59'26.365
5	24.621	23.233	27.427	20.972	1'36.253	197,8	10:01'02.618
6	24.432	23.127	27.410	20.931	1'35.900	196,7	10:02'38.518
7	24.354	23.129	27.381	20.781	1'35.645	195,7	10:04'14.163
8	24.459	23.090	33.239	36.175	1'56.963	154,5	10:06'11.126
9	41.718	51.431	52.785	31.959	2'57.893	163,1	10:09'09.019
10	25.272	23.056	27.319	20.929	1'36.576	197,1	10:10'45.595
11	24.356	23.096	27.393	21.524	1'36.369	196,4	10:12'21.964
12	24.354	23.030	27.309	20.858	1'35.551	197,4	10:13'57.515
13	24.288	23.032	27.170	21.101	1'35.591	199,6	10:15'33.106
14	24.535	23.151	27.411	20.866	1'35.963	197,1	10:17'09.069
15	24.332	22.978	27.260	20.700	1'35.270	197,4	10:18'44.339
16	24.245	23.004	27.326	20.885	1'35.460	196,4	10:20'19.799
17	24.328	23.068	27.325	20.779	1'35.500	196,4	10:21'55.299
18	24.272	23.051	27.290	20.748	1'35.361	196,7	10:23'30.660
19	24.292	22.952	27.312	20.900	1'35.456	194,6	10:25'06.116
Race Time 32'14.397							

10	25.187	23.605	27.862	21.228	1'37.882	193,2	10:10'48.181
11	24.375	23.162	27.372	20.862	1'35.771	196,0	10:12'23.952
12	24.328	23.191	27.313	21.016	1'35.848	196,4	10:13'59.800
13	24.273	23.081	27.178	20.781	1'35.313	197,1	10:15'35.113
14	24.333	23.070	27.395	20.889	1'35.687	195,7	10:17'10.800
15	24.354	22.999	27.387	20.738	1'35.478	197,4	10:18'46.278
16	24.414	23.361	27.482	20.850	1'36.107	196,0	10:20'22.385
17	24.580	23.120	27.408	20.813	1'35.921	196,0	10:21'58.306
18	24.416	23.174	27.432	20.822	1'35.844	195,7	10:23'34.150
19	24.262	23.153	27.317	21.000	1'35.732	196,4	10:25'09.882
Race Time 32'18.163							

7 D. BEGANOVIC (1'35.178)							
Lap	Seg.1	Seg.2	Seg.3	Seg.4	Lap Time	km/h	Local Time
1		23.994	28.424	33.385	1'57.823P	197,1	9:54'49.542
2	2'34.590	24.672	28.718	21.252	3'49.232P	190,8	9:58'38.774
3	24.917	23.670	27.839	21.121	1'37.547	193,9	10:00'16.321
4	24.653	23.279	27.436	20.906	1'36.274	194,9	10:01'52.595
5	24.403	23.257	27.374	20.940	1'35.974	195,3	10:03'28.569
6	24.357	23.107	27.302	21.028	1'35.794	195,3	10:05'04.363
7	24.556	23.597	28.033	21.561	1'37.747	194,2	10:06'42.110
8	25.951	48.793	48.005	28.821	2'31.570	138,8	10:09'13.680
9	25.223	23.276	27.630	21.345	1'37.474	198,2	10:10'51.154
10	24.997	23.145	27.664	21.147	1'36.953	198,9	10:12'28.107
11	25.019	23.132	27.133	21.126	1'36.410	196,7	10:14'04.517
12	24.298	22.975	27.071	20.834	1'35.178	197,4	10:15'39.695
13	24.945	23.025	27.336	21.367	1'36.673	198,2	10:17'16.368
14	25.412	23.097	27.373	21.167	1'37.049	199,3	10:18'53.417
15	24.406	23.055	27.185	20.940	1'35.586	198,2	10:20'29.003
16	24.462	22.938	27.545	21.282	1'36.227	199,3	10:22'05.230
17	24.587	23.245	27.188	21.302	1'36.322	198,5	10:23'41.552
18	24.419	23.031	27.182	21.191	1'35.823	198,2	10:25'17.375
Race Time 32'25.656							

13 J. FERATI (1'35.814)							
Lap	Seg.1	Seg.2	Seg.3	Seg.4	Lap Time	km/h	Local Time
1		24.291	28.723	22.292	1'49.120	196,0	9:54'40.839
2	25.334	23.855	27.687	21.272	1'38.148	196,7	9:56'18.987
3	24.844	23.184	27.336	21.276	1'36.640	197,8	9:57'55.627
4	25.028	23.276	27.315	21.116	1'36.735	196,7	9:59'32.362
5	24.459	23.286	27.349	21.195	1'36.289	197,4	10:01'08.651
6	24.670	23.190	27.572	21.086	1'36.518	195,7	10:02'45.169
7	24.491	23.331	27.471	21.043	1'36.336	193,2	10:04'21.505
8	24.475	23.283	30.006	36.245	1'54.009	192,9	10:06'15.514
9	41.437	53.147	50.800	30.301	2'55.685	161,0	10:09'11.199
10	24.901	23.863	27.626	21.262	1'37.652	198,9	10:10'48.851
11	24.846	24.049	28.235	21.321	1'38.451	195,7	10:12'27.302
12	24.661	23.347	27.320	21.048	1'36.376	197,1	10:14'03.678
13	24.538	23.056	27.165	21.055	1'35.814	197,4	10:15'39.492
14	24.840	23.195	27.213	21.009	1'36.257	198,2	10:17'15.749
15	24.605	23.182	27.335	21.101	1'36.223	196,0	10:18'51.972
16	24.513	23.153	27.314	20.979	1'35.959	196,0	10:20'27.931
17	24.454	23.097	27.343	21.044	1'35.938	196,0	10:22'03.869
18	24.428	23.125	27.739	21.043	1'36.335	197,4	10:23'40.204
19	24.372	23.181	27.590	21.012	1'36.155	194,2	10:25'16.359
Race Time 32'24.640							

8 H. CENYU (1'37.403)							
Lap	Seg.1	Seg.2	Seg.3	Seg.4	Lap Time	km/h	Local Time
1		24.280	28.440	22.118	1'49.638	195,7	9:54'41.357
2	25.418	23.783	28.133	21.535	1'38.869	194,9	9:56'20.226
3	25.024	23.338	27.881	21.160	1'37.403	196,7	9:57'57.629
4	24.819	23.845	27.680	21.577	1'37.921	196,4	9:59'35.550
5	25.050	23.275	28.202	30.007	1'46.534	195,7	10:01'22.084
6	25.212	23.502	28.114	21.191	1'38.019	194,2	10:03'00.103
Race Time 10'08.384							

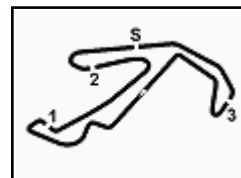
14 F. UGRAN (1'34.910)							
Lap	Seg.1	Seg.2	Seg.3	Seg.4	Lap Time	km/h	Local Time
1		23.602	27.613	21.062	1'43.711	197,1	9:54'35.430
2	24.651	23.052	27.345	20.937	1'35.985	197,8	9:56'11.415
3	24.372	23.072	27.458	20.865	1'35.767	198,2	9:57'47.182
4	24.402	23.020	27.234	21.135	1'35.791	198,5	9:59'22.973
5	24.642	23.339	27.712	20.961	1'36.654	197,8	10:00'59.627
6	24.364	23.036	27.248	20.742	1'35.390	197,8	10:02'35.017
7	24.380	22.918	27.320	20.785	1'35.403	197,4	10:04'10.420
8	24.255	22.957	32.517	38.422	1'58.151	197,4	10:06'08.571
9	42.656	51.059	53.279	32.282	2'59.276	150,4	10:09'07.847
10	24.545	23.069	27.149	20.633	1'35.396	199,6	10:10'43.243
11	24.369	22.974	27.049	20.820	1'35.212	200,0	10:12'18.455
12	24.376	22.929	27.483	21.380	1'36.168	201,1	10:13'54.623
13	25.593	23.878	27.464	20.939	1'37.874	200,7	10:15'32.497
14	24.211	22.907	27.140	20.823	1'35.081	198,5	10:17'07.578
15	24.304	22.856	27.067	20.683	1'34.910	199,6	10:18'42.488
16	24.356	22.841	27.084	20.673	1'34.954	199,6	10:20'17.442
17	24.434	22.945	27.157	20.725	1'35.261	200,0	10:21'52.703
18	24.513	22.970	26.912	21.087	1'35.482	201,5	10:23'28.185
19	24.487	23.025	27.562	20.829	1'35.903	197,1	10:25'04.088
Race Time 32'12.369							

11 D. PATTERSON (1'35.313)							
Lap	Seg.1	Seg.2	Seg.3	Seg.4	Lap Time	km/h	Local Time
1		24.325	28.524	21.780	1'47.922	194,9	9:54'39.641
2	25.327	23.455	27.848	21.613	1'38.243	197,4	9:56'17.884
3	24.466	23.083	27.475	21.504	1'36.528	199,3	9:57'54.412
4	24.422	23.220	27.462	21.033	1'36.137	196,7	9:59'30.549
5	24.356	23.278	27.430	20.917	1'35.981	196,4	10:01'06.530
6	24.334	23.224	27.378	20.970	1'35.906	196,7	10:02'42.436
7	24.280	23.153	27.313	21.020	1'35.766	197,4	10:04'18.202
8	24.378	23.087	32.317	36.513	1'56.295	196,4	10:06'14.497
9	41.654	52.624	50.872	30.652	2'55.802	162,7	10:09'10.299

15 P. WISNICKI (1'35.910)							
Lap	Seg.1	Seg.2	Seg.3	Seg.4	Lap Time	km/h	Local Time
1		24.630	28.283	22.425	1'50.385	197,1	9:54'42.104
2	25.804	23.577	28.159	21.564	1'39.104	197,4	9:56'21.208
3	25.324	23.636	27.882	21.361	1'38.203	196,4	9:57'59.411
4	25.181	23.914	27.866	21.514	1'38.475	198,2	9:59'37.886
5	24.983	23.557	27.695	21.553	1'37.788	197,4	10:01'15.674
6	24.587	23.338	27.781	21.058	1'36.764	193,9	10:02'52.438

02/08/2020

P = Pits In/Out - C = Lap Time Cancelled



ACI Racing Weekend Misano 30 Luglio-2 Agosto 2020

Italian F4 Championship Powered by Abarth - Analysis Race 2

Misano Circuit Sic 58 4.226 m

Start at 9:52'51.719

2 / 4

7	24.531	23.422	27.617	20.982	1'36.552	194,6	10:04'28.990	4	25.251	23.978	27.852	21.336	1'38.417	195,3	9:59'37.440	
8	24.485	23.475	28.577	33.226	1'49.763	190,1	10:06'18.753	5	24.979	23.593	27.900	22.228	1'38.700	194,2	10:01'16.140	
9	41.060	54.595	49.241	29.570	2'54.466	144,0	10:09'13.219	6	24.961	23.650	27.885	21.328	1'37.824	193,9	10:02'53.964	
10	24.875	23.480	27.742	21.645	1'37.742	197,8	10:10'50.961	7	24.906	24.256	27.885	21.362	1'38.409	193,2	10:04'32.373	
11	24.731	23.457	27.865	21.378	1'37.431	197,4	10:12'28.392	8	24.730	24.750	28.913	28.906	1'47.299	191,8	10:06'19.672	
12	25.876	23.537	28.718	21.518	1'39.649	193,9	10:14'08.041	9	40.580	55.507	48.513	29.110	2'53.710	155,4	10:09'13.382	
13	24.915	23.325	27.626	21.276	1'37.142	198,9	10:15'45.183	10	25.297	23.871	27.906	21.697	1'38.771	195,3	10:10'52.153	
14	24.594	23.325	27.429	21.454	1'36.802	196,7	10:17'21.985	11	26.311	24.381	28.249	21.331	1'40.272	193,2	10:12'32.425	
15	24.510	23.147	27.696	20.951	1'36.304	195,7	10:18'58.289	12	25.141	23.674	28.489	40.559	1'57.863P	191,8	10:14'30.288	
16	24.646	23.113	27.529	21.435	1'36.723	197,1	10:20'35.012									Race Time 21'38.569
17	24.564	23.278	27.618	21.117	1'36.577	196,0	10:22'11.589									
18	24.440	23.358	27.321	21.557	1'36.676	196,0	10:23'48.265									
19	24.391	23.089	27.339	21.091	1'35.910	194,9	10:25'24.175									

Race Time 32'32.456

19 S. OGAARD (1'35.531)

Lap	Seg.1	Seg.2	Seg.3	Seg.4	Lap Time	km/h	Local Time
1	24.731	28.071	22.064	1'47.556	197,4	9:54'39.275	
2	24.995	23.472	27.577	21.319	1'37.363	196,7	9:56'16.638
3	24.561	23.411	27.521	21.173	1'36.666	196,4	9:57'53.304
4	24.379	23.230	27.502	21.054	1'36.165	196,0	9:59'29.469
5	24.551	23.244	27.418	21.089	1'36.302	196,7	10:01'05.771
6	24.363	23.190	27.412	21.034	1'35.999	196,4	10:02'41.770
7	24.549	23.157	27.358	20.974	1'36.038	195,3	10:04'17.808
8	24.338	23.110	27.358	20.974	1'36.038	195,3	10:04'17.808
9	41.419	52.377	51.432	31.093	2'56.321	155,8	10:09'10.160
10	25.605	24.380	27.660	21.299	1'38.944	198,2	10:10'49.104
11	24.826	23.749	27.655	21.251	1'37.481	198,5	10:12'26.585
12	24.636	23.017	27.456	21.077	1'36.186	197,8	10:14'02.771
13	24.492	23.072	27.306	21.057	1'35.927	198,2	10:15'38.698
14	24.470	23.089	27.410	20.962	1'35.931	195,3	10:17'14.629
15	24.326	23.108	27.318	20.944	1'35.696	196,4	10:18'50.325
16	24.515	23.217	27.335	20.973	1'36.040	195,7	10:20'26.365
17	24.271	23.094	27.401	20.941	1'35.707	195,7	10:22'02.072
18	24.222	23.137	27.292	20.880	1'35.531	196,0	10:23'37.603
19	24.283	23.009	27.270	21.173	1'35.735	196,0	10:25'13.338

Race Time 32'21.619

21 A. GNOS (1'35.506)

Lap	Seg.1	Seg.2	Seg.3	Seg.4	Lap Time	km/h	Local Time
1	24.545	28.131	21.996	1'47.746	194,2	9:54'39.465	
2	25.213	23.422	27.855	21.169	1'37.659	197,1	9:56'17.124
3	24.845	23.262	27.534	22.451	1'38.092	197,8	9:57'55.216
4	26.191	24.636	27.572	21.708	1'40.107	198,5	9:59'35.323
5	24.822	23.501	27.876	21.440	1'37.639	198,5	10:01'12.962
6	24.754	23.175	27.523	21.118	1'36.570	198,2	10:02'49.532
7	24.601	24.127	27.515	20.945	1'37.188	197,1	10:04'26.720
8	24.453	23.261	28.699	34.354	1'50.767	196,0	10:06'17.487
9	41.019	54.194	49.742	29.738	2'54.693	152,8	10:09'12.180
10	24.929	23.586	27.854	21.127	1'37.496	196,7	10:10'49.676
11	24.745	23.321	27.802	21.164	1'37.032	198,2	10:12'26.708
12	25.087	23.114	27.266	20.886	1'36.353	198,5	10:14'03.061
13	24.643	23.016	27.407	21.153	1'36.219	198,2	10:15'39.280
14	24.752	23.199	27.368	21.610	1'36.929	198,2	10:17'16.209
15	25.371	23.103	27.359	21.034	1'36.867	197,4	10:18'53.076
16	24.345	23.078	27.229	20.854	1'35.506	197,8	10:20'28.582
17	24.595	23.093	27.546	21.205	1'36.439	197,1	10:22'05.021
18	24.641	23.114	27.377	21.634	1'36.766	198,5	10:23'41.787
19	24.577	22.931	27.308	21.155	1'35.971	198,5	10:25'17.758

Race Time 32'26.039

27 S. FREYMUTH (1'37.824)

Lap	Seg.1	Seg.2	Seg.3	Seg.4	Lap Time	km/h	Local Time
1	24.072	28.223	22.210	1'49.908	196,4	9:54'41.627	
2	25.454	23.627	28.323	21.425	1'38.829	198,9	9:56'20.456
3	25.151	23.408	28.229	21.779	1'38.567	195,3	9:57'59.023

35 P. DELLI GUANTI (1'35.370)

Lap	Seg.1	Seg.2	Seg.3	Seg.4	Lap Time	km/h	Local Time
1		24.189	28.105	21.465	1'46.308	197,4	9:54'38.027
2	24.541	23.143	27.317	20.974	1'35.975	198,2	9:56'14.002
3	24.683	23.187	27.225	20.974	1'36.069	199,3	9:57'50.071
4	25.386	23.112	27.153	21.491	1'37.142	198,5	9:59'27.213
5	24.524	23.129	27.287	20.899	1'35.839	198,2	10:01'03.052
6	24.442	23.232	27.358	21.010	1'36.042	196,7	10:02'39.094
7	24.502	23.095	27.265	20.851	1'35.713	196,4	10:04'14.807
8	24.348	23.133	33.122	36.279	1'56.882	155,0	10:06'11.689
9	41.926	52.049	51.898	31.607	2'57.480	143,6	10:09'09.169
10	25.473	23.199	27.251	20.802	1'36.725	197,8	10:10'45.894
11	24.516	23.096	27.065	20.972	1'35.649	198,5	10:12'21.543
12	24.306	23.097	27.087	20.880	1'35.370	197,1	10:13'56.913
13	24.352	23.058	27.571	21.470	1'36.451	195,7	10:15'33.364
14	24.519	23.183	27.422	20.951	1'36.075	196,7	10:17'09.439
15	24.459	23.014	27.220	20.930	1'35.623	197,1	10:18'45.062
16	24.409	23.141	27.214	20.844	1'35.608	196,7	10:20'20.670
17	24.450	23.037	27.136	20.867	1'35.490	197,4	10:21'56.160
18	24.363	23.080	27.141	20.887	1'35.471	197,1	10:23'31.631
19	24.447	23.007	27.076	20.932	1'35.462	197,1	10:25'07.093

Race Time 32'15.374

46 G. MINI (1'35.171)

Lap	Seg.1	Seg.2	Seg.3	Seg.4	Lap Time	km/h	Local Time
1		23.959	27.912	21.824	1'45.347	197,4	9:54'37.066
2	24.690	23.146	27.343	20.993	1'36.172	198,2	9:56'13.238
3	24.496	23.043	27.554	21.308	1'36.401	199,3	9:57'49.639
4	24.391	23.215	27.571	21.222	1'36.399	200,4	9:59'26.038
5	24.658	23.116	27.380	20.824	1'35.978	196,7	10:01'02.016
6	24.320	23.064	27.258	20.710	1'35.352	196,4	10:02'37.368
7	24.375	22.960	27.187	20.649	1'35.171	196,4	10:04'12.539
8	24.218	22.945	32.473	37.919	1'57.555	174,2	10:06'10.094
9	42.394	51.300	52.920	31.990	2'58.604	135,8	10:09'08.698
10	24.696	23.113	27.041	20.701	1'35.551	199,3	10:10'44.249
11	24.327	23.138	27.021	20.823	1'35.309	198,9	10:12'19.558
12	24.400	23.046	27.168	20.873	1'35.487	198,5	10:13'55.045
13	25.370	23.586	27.713	21.042	1'37.711	196,4	10:15'32.756
14	24.448	22.966	27.015	20.788	1'35.217	198,5	10:17'07.973
15	24.410	22.947	27.175	20.687	1'35.219	197,8	10:18'43.192
16	24.297	22.919	27.109	20.930	1'35.255	197,8	10:20'18.447
17	24.372	22.964	27.162	20.695	1'35.193	197,4	10:21'53.640
18	24.276	23.114	26.995	20.798	1'35.183	197,8	10:23'28.823
19	24.225	22.942	27.799	21.940	1'36.906	198,5	10:25'05.729

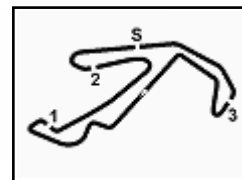
Race Time 32'14.010

48 J. SALMENAUTIO (1'35.564)

Lap	Seg.1	Seg.2	Seg.3	Seg.4	Lap Time	km/h	Local Time
1		24.181	28.082	22.597	1'47.277	197,1	9:54'38.996
2	24.969	23.291	27.580	21.081	1'36.921	196,7	9:56'15.917
3	24.523	23.199	27.341	21.119	1'36.182	198,2	9:57'52.099
4	24.478	23.192	27.313	21.050	1'36.033	198,2	9:59'28.132
5	25.035	23.240	27.459	20.906	1'36.640	197,4	10:01'04.772
6	24.427	23.256	27.347	20.900	1'35.930	196,4	10:02'40.702
7	24.310	23.121	27.292	20.881	1'35.604	196,4	10:04'16.306

02/08/2020

P = Pits In/Out - C = Lap Time Cancelled



ACI Racing Weekend Misano 30 Luglio-2 Agosto 2020

Italian F4 Championship Powered by Abarth - Analysis Race 2

Misano Circuit Sic 58 4.226 m

Start at 9:52'51.719

3 / 4

8	24.246	23.115	33.034	36.277	1'56.672	156,1	10:06'12.978	5	26.019	24.777	28.729	34.852	1'54.377P	197,4	10:01'21.975
9	41.795	52.214	51.652	31.221	2'56.882	155,6	10:09'09.860	6	1'29.262	23.613	27.502	20.955	2'41.332P	194,9	10:04'03.307
10	25.120	23.848	28.291	21.329	1'38.588	196,4	10:10'48.448	7	24.345	23.121	27.693	20.889	1'36.048	195,7	10:05'39.355
11	24.633	23.205	27.319	20.881	1'36.038	197,4	10:12'24.486	8	29.277	23.401	27.335	20.955	1'40.968	195,7	10:07'20.323
12	24.412	23.119	27.225	20.932	1'35.688	197,4	10:14'00.174	9	24.333	23.224	38.322	28.095	1'53.974	155,2	10:09'14.297
13	24.450	23.067	27.045	21.069	1'35.631	198,2	10:15'35.805	10	24.916	23.488	27.874	20.981	1'37.259	196,4	10:10'51.556
14	24.359	23.164	27.287	21.051	1'35.861	197,1	10:17'11.666	11	24.926	23.218	27.583	21.331	1'37.058	198,2	10:12'28.614
15	24.536	23.170	27.308	20.930	1'35.944	196,4	10:18'47.610	12	25.432	23.461	27.263	20.897	1'37.053	197,1	10:14'05.667
16	24.408	23.193	27.230	20.834	1'35.665	197,1	10:20'23.275	13	24.891	24.510	27.586	21.071	1'38.058	198,9	10:15'43.725
17	24.458	23.062	27.342	20.864	1'35.726	196,7	10:21'59.001	14	24.534	23.099	27.862	21.711	1'37.206	200,0	10:17'20.931
18	24.438	23.144	27.114	21.082	1'35.778	198,2	10:23'34.779	15	24.703	23.112	28.032	21.192	1'37.039	195,3	10:18'57.970
19	24.513	23.129	27.057	20.865	1'35.564	197,8	10:25'10.343	16	24.644	23.056	27.669	21.458	1'36.827	197,1	10:20'34.797
Race Time 32'18.624								17	24.482	23.194	27.611	20.823	1'36.110	195,3	10:22'10.907
Race Time 32'30.601								18	24.368	23.099	27.359	20.948	1'35.774	196,0	10:23'46.681
Race Time 32'30.601								19	24.347	23.044	27.281	20.967	1'35.639	196,0	10:25'22.320

51 F. PIZZI (1'35.221)

Lap	Seg.1	Seg.2	Seg.3	Seg.4	Lap Time	km/h	Local Time
1		23.886	28.147	21.237	1'44.442	200,0	9:54'36.161
2	24.426	23.048	27.344	20.894	1'35.712	198,5	9:56'11.873
3	24.341	23.015	27.394	20.899	1'35.649	199,3	9:57'47.522
4	24.366	23.012	27.167	21.134	1'35.679	200,0	9:59'23.201
5	24.605	23.276	27.712	21.264	1'36.857	200,4	10:01'00.058
6	24.441	23.042	27.195	20.936	1'35.614	198,9	10:02'35.672
7	24.344	22.998	27.163	20.845	1'35.350	198,9	10:04'11.022
8	24.293	22.948	32.550	38.293	1'58.084	197,4	10:06'09.106
9	42.455	51.087	53.426	32.325	2'59.293	150,4	10:09'08.399
10	24.478	23.110	27.051	20.803	1'35.442	200,0	10:10'43.841
11	24.351	23.031	27.160	20.771	1'35.313	198,9	10:12'19.154
12	24.493	23.002	27.232	20.908	1'35.635	197,8	10:13'54.789
13	25.146	22.976	27.156	20.904	1'36.182	197,4	10:15'30.971
14	24.383	23.034	27.235	20.906	1'35.558	197,8	10:17'06.529
15	24.369	22.974	27.138	20.866	1'35.347	198,2	10:18'41.876
16	24.369	22.968	27.082	20.802	1'35.221	198,2	10:20'17.097
17	24.364	22.966	27.060	20.880	1'35.260	198,9	10:21'52.357
18	24.510	22.964	27.151	20.900	1'35.525	198,9	10:23'27.882
19	24.520	23.433	27.903	21.884	1'37.740	200,0	10:25'05.622
Race Time 32'13.903							

66 Z. CHOVANEK (1'35.843)

Lap	Seg.1	Seg.2	Seg.3	Seg.4	Lap Time	km/h	Local Time
1		24.045	28.416	22.280	1'49.271	198,5	9:54'40.990
2	25.427	24.143	27.695	21.445	1'38.710	195,3	9:56'19.700
3	25.122	23.349	27.919	21.140	1'37.530	195,3	9:57'57.230
4	24.871	23.691	27.604	21.704	1'37.870	195,3	9:59'35.100
5	24.817	23.421	28.042	21.201	1'37.481	193,5	10:01'12.581
6	24.526	23.267	27.577	21.065	1'36.435	194,9	10:02'49.016
7	24.496	23.212	27.550	21.009	1'36.267	194,6	10:04'25.283
8	24.482	23.229	28.280	35.413	1'51.404	195,3	10:06'16.687
9	41.077	53.917	50.052	30.156	2'55.202	158,6	10:09'11.889
10	24.833	23.930	28.369	21.461	1'38.593	199,3	10:10'50.482
11	24.709	23.531	27.661	21.657	1'37.558	198,9	10:12'28.040
12	25.497	23.231	27.400	21.063	1'37.191	196,7	10:14'05.231
13	25.287	24.245	27.622	21.068	1'38.222	195,3	10:15'43.453
14	24.514	23.158	27.909	21.202	1'36.783	196,4	10:17'20.236
15	24.416	23.122	27.372	21.062	1'35.972	196,4	10:18'56.208
16	24.582	23.144	27.330	21.048	1'36.104	196,4	10:20'32.312
17	24.400	23.142	27.275	21.026	1'35.843	196,0	10:22'08.155
18	24.593	23.333	27.287	20.982	1'36.195	196,4	10:23'44.350
19	24.510	23.052	27.200	21.103	1'35.865	196,0	10:25'20.215
Race Time 32'28.496							

72 L. FORNAROLI (1'35.639)

Lap	Seg.1	Seg.2	Seg.3	Seg.4	Lap Time	km/h	Local Time
1		24.203	28.038	21.167	1'45.635	197,4	9:54'37.354
2	24.843	23.159	27.356	21.118	1'36.476	198,5	9:56'13.830
3	24.412	23.097	27.261	21.418	1'36.188	198,9	9:57'50.018
4	25.021	23.003	27.253	22.303	1'37.580	198,9	9:59'27.598

77 A. ROSSO (1'35.326)

Lap	Seg.1	Seg.2	Seg.3	Seg.4	Lap Time	km/h	Local Time
1		23.314	27.429	20.970	1'41.805	194,9	9:54'33.524
2	24.353	23.058	27.357	20.954	1'35.722	195,7	9:56'09.246
3	24.293	23.050	27.196	20.929	1'35.468	196,7	9:57'44.714
4	24.360	23.031	27.409	20.882	1'35.682	196,4	9:59'20.396
5	24.319	23.011	27.340	20.799	1'35.469	196,4	10:00'55.865
6	24.294	23.056	27.335	20.946	1'35.631	194,6	10:02'31.496
7	24.343	22.963	27.349	20.923	1'35.578	195,7	10:04'07.074
8	24.315	23.059	34.865	38.657	2'00.896	196,0	10:06'07.970
9	42.020	51.654	53.404	32.369	2'59.447	132,5	10:09'07.417
10	24.397	23.007	27.176	20.763	1'35.343	196,4	10:10'42.760
11	24.335	23.051	27.122	20.818	1'35.326	196,4	10:12'18.086
12	24.256	23.096	27.718	21.093	1'36.163	195,3	10:13'54.249
13	24.542	22.992	27.234	20.753	1'35.521	195,7	10:15'29.770
14	24.366	22.947	27.300	20.851	1'35.464	195,7	10:17'05.234
15	24.452	23.002	27.320	20.786	1'35.560	196,4	10:18'40.794
16	24.335	23.029	27.265	20.993	1'35.622	195,7	10:20'16.416
17	24.383	23.019	27.173	20.809	1'35.384	196,0	10:21'51.800
18	24.439	23.081	27.150	20.814	1'35.484	196,7	10:23'27.284
19	24.283	23.011	27.267	20.913	1'35.474	196,0	10:25'02.758
Race Time 32'11.039							

78 M. KAPRZYK (1'36.149)

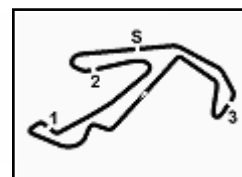
Lap	Seg.1	Seg.2	Seg.3	Seg.4	Lap Time	km/h	Local Time
1		24.414	28.466	22.136	1'48.467	194,2	9:54'40.186
2	25.263	23.461	27.680	21.847	1'38.251	196,4	9:56'18.437
3	24.786	23.239	27.502	21.309	1'36.836	197,4	9:57'55.273
4	24.835	23.304	27.446	20.975	1'36.560	195,7	9:59'31.833
5	24.576	23.218	27.518	21.165	1'36.477	197,1	10:01'08.310
6	24.651	23.245	27.495	21.185	1'36.576	194,2	10:02'44.886
7	25.138	23.533	27.488	21.101	1'37.260	195,3	10:04'22.146
8	24.561	23.239	30.268	35.709	1'53.777	194,6	10:06'15.923
9	41.396	53.879	50.099	30.118	2'55.492	157,9	10:09'11.415
10	24.969	24.179	28.107	21.334	1'38.589	193,5	10:10'50.004
11	24.657	23.478	28.013	21.913	1'38.061	193,5	10:12'28.065
12	25.777	23.763	28.014	21.176	1'38.730	196,4	10:14'06.795
13	24.587	23.691	27.773	21.432	1'37.483	198,2	10:15'44.278
14	24.592	23.239	27.356	21.140	1'36.327	194,9	10:17'20.605
15	24.672	23.334	27.918	21.144	1'37.068	194,2	10:18'57.673
16	24.540	23.161	27.800	21.189	1'36.690	194,2	10:20'34.363
17	24.527	23.628	27.766	21.729	1'37.650	197,8	10:22'12.013
18	24.907	23.281	27.422	21.150	1'36.760	195,3	10:23'48.773
19	24.605	23.165	27.278	21.101	1'36.149	195,3	10:25'24.922
Race Time 32'33.203							

84 F. SIMONAZZI (1'35.703)

Lap	Seg.1	Seg.2	Seg.3	Seg.4	Lap Time	km/h	Local Time
1		24.052	28.283	21.697	1'48.036	197,8	9:54'39.755

02/08/2020

P = Pits In/Out - C = Lap Time Cancelled



ACI Racing Weekend Misano 30 Luglio-2 Agosto 2020

Italian F4 Championship Powered by Abarth - Analysis Race 2

Misano Circuit Sic 58 4.226 m

4 / 4

Start at 9:52'51.719

2	25.486	23.444	27.683	21.855	1'38.468	197,8	9:56'18.223
3	24.547	23.295	27.485	21.279	1'36.606	197,4	9:57'54.829
4	24.341	23.358	27.363	20.996	1'36.058	197,4	9:59'30.887
5	24.355	23.640	27.385	20.908	1'36.288	199,3	10:01'07.175
6	24.154	23.257	27.336	20.956	1'35.703	196,7	10:02'42.878
7	24.277	23.146	27.321	20.961	1'35.705	197,1	10:04'18.583
8	24.417	23.194	32.191	36.529	1'56.331	197,1	10:06'14.914
9	41.561	52.889	50.940	30.663	2'56.053	159,1	10:09'10.967
10	24.809	23.847	27.838	21.875	1'38.369	196,7	10:10'49.336
11	24.813	23.419	27.593	20.992	1'36.817	194,6	10:12'26.153
12	24.402	23.296	27.532	20.966	1'36.196	193,2	10:14'02.349
13	24.426	23.276	27.804	21.099	1'36.605	194,9	10:15'38.954
14	24.623	23.271	27.392	21.099	1'36.385	196,0	10:17'15.339
15	24.373	23.248	27.369	21.101	1'36.091	196,7	10:18'51.430
16	24.451	23.173	27.428	21.026	1'36.078	196,4	10:20'27.508
17	24.430	23.235	27.365	20.922	1'35.952	194,9	10:22'03.460
18	24.390	23.377	28.084	21.328	1'37.179	195,3	10:23'40.639
19	24.532	23.375	27.344	21.197	1'36.448	196,4	10:25'17.087

Race Time 32'25.368

88 H. AL QUBAISI (1'36.422)

Lap	Seg.1	Seg.2	Seg.3	Seg.4	Lap Time	km/h	Local Time
1		24.093	28.235	22.250	1'48.872	198,2	9:54'40.591
2	25.470	23.618	27.767	21.282	1'38.137	197,1	9:56'18.728
3	25.341	23.433	27.417	21.165	1'37.356	197,8	9:57'56.084
4	25.330	25.850	27.669	21.214	1'40.063	197,4	9:59'36.147
5	25.112	23.541	27.707	21.870	1'38.230	199,3	10:01'14.377
6	24.696	23.262	27.516	21.383	1'36.857	197,1	10:02'51.234
7	24.597	23.188	27.496	21.141	1'36.422	197,8	10:04'27.656
8	24.533	23.180	28.542	34.310	1'50.565	193,5	10:06'18.221
9	40.874	54.568	49.265	29.772	2'54.479	150,4	10:09'12.700
10	24.785	23.598	27.842	21.841	1'38.066	197,8	10:10'50.766
11	24.717	23.390	42.532	21.365	1'52.004	189,8	10:12'42.770
12	24.531	23.280	28.003	21.333	1'37.147	194,2	10:14'19.917
13	24.708	23.295	27.619	21.441	1'37.063	196,7	10:15'56.980
14	24.932	23.271	27.874	21.474	1'37.551	195,3	10:17'34.531
15	25.085	23.369	27.589	21.442	1'37.485	196,0	10:19'12.016
16	25.093	23.449	27.513	21.335	1'37.390	196,4	10:20'49.406
17	24.879	23.245	27.428	21.036	1'36.588	196,0	10:22'25.994
18	24.578	23.276	27.565	21.284	1'36.703	195,7	10:24'02.697
19	24.905	23.332	27.759	21.728	1'37.724	195,7	10:25'40.421

Race Time 32'48.702

85 G. BORTOLETO (1'35.277)

Lap	Seg.1	Seg.2	Seg.3	Seg.4	Lap Time	km/h	Local Time
1		24.497	27.755	21.935	1'47.066	197,8	9:54'38.785
2	24.894	23.258	27.452	20.938	1'36.542	196,0	9:56'15.327
3	24.363	23.222	27.326	21.190	1'36.101	197,1	9:57'51.428
4	24.528	23.087	27.335	21.274	1'36.224	198,2	9:59'27.652
5	24.820	23.043	27.386	20.768	1'36.017	197,1	10:01'03.669
6	24.336	23.089	27.298	21.107	1'35.830	197,8	10:02'39.499
7	24.513	23.112	27.263	20.890	1'35.778	197,1	10:04'15.277
8	24.352	23.111	33.199	36.528	1'57.190	153,6	10:06'12.467
9	41.610	52.166	51.976	31.295	2'57.047	146,7	10:09'09.514
10	25.370	23.690	27.472	20.912	1'37.444	196,0	10:10'46.958
11	24.177	23.059	27.274	20.767	1'35.277	196,7	10:12'22.235
12	24.503	23.032	27.243	20.904	1'35.682	197,4	10:13'57.917
13	24.306	23.001	27.161	21.320	1'35.788	198,2	10:15'33.705
14	24.412	23.227	27.450	20.948	1'36.037	196,4	10:17'09.742
15	24.494	23.074	27.197	20.888	1'35.653	197,8	10:18'45.395
16	24.393	23.076	27.309	20.983	1'35.761	197,1	10:20'21.156
17	24.332	23.117	27.259	20.892	1'35.600	197,4	10:21'56.756
18	24.388	23.048	27.170	20.791	1'35.397	197,1	10:23'32.153
19	24.326	23.085	27.220	20.872	1'35.503	196,4	10:25'07.656

Race Time 32'15.937

86 B. VALINTI (1'36.437)

Lap	Seg.1	Seg.2	Seg.3	Seg.4	Lap Time	km/h	Local Time
1		24.224	28.297	22.382	1'50.563	199,3	9:54'42.282
2	25.367	23.682	27.986	21.537	1'38.572	196,0	9:56'20.854
3	25.037	23.372	27.971	21.497	1'37.877	198,9	9:57'58.731
4	24.698	23.509	27.563	21.294	1'37.064	197,1	9:59'35.795
5	25.211	23.353	27.900	25.785	1'42.249	199,3	10:01'18.044
6	26.687	24.604	29.429	37.709	1'58.429P	193,5	10:03'16.473
7	2'28.562	24.408	28.178	21.745	3'42.893P	192,5	10:06'59.366
8	24.872	33.408	47.906	28.619	2'14.805	142,3	10:09'14.171
9	25.464	23.461	27.732	21.574	1'38.231	197,8	10:10'52.402
10	24.927	23.376	27.467	21.108	1'36.878	197,1	10:12'29.280
11	25.322	23.398	28.324	21.454	1'38.498	198,2	10:14'07.778
12	24.823	23.397	27.720	21.118	1'37.058	196,0	10:15'44.836
13	24.633	23.314	27.543	22.119	1'37.609	196,7	10:17'22.445
14	24.621	23.387	27.399	21.030	1'36.437	196,7	10:18'58.882
15	24.770	23.230	27.523	21.080	1'36.603	196,7	10:20'35.485
16	24.659	23.241	27.487	21.610	1'36.997	197,1	10:22'12.482
17	24.788	23.388	27.328	21.292	1'36.796	197,4	10:23'49.278
18	24.691	23.460	27.384	21.395	1'36.930	197,1	10:25'26.208

Race Time 32'34.489 + 5.000Pen

02/08/2020

P = Pits In/Out - C = Lap Time Cancelled