

# ACI Racing Weekend Misano 30 Luglio-2 Agosto 2020

## Italian F4 Championship Powered by Abarth - Results Free Practice 1

Misano Circuit Sic 58 4.226 m

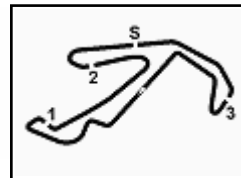
No.	Driver	Nat	Entrant	Team	Car	Class	Time	Gap	Rel.	Laps
1	<b>51 PIZZI</b> Francesco	ITA	Van Amersfoort Racing	Van Amersfoort Racing	Tatuus F4 T-014 Abarth	R	<b>1'35.090</b>			18
2	<b>46 MINI</b> Gabriele	ITA	Prema Powerteam	Prema Powerteam	Tatuus F4 T-014 Abarth	R	<b>1'35.473</b>	0.383	0.383	18
3	<b>6 MONTTOYA</b> Sebastian	COL	Prema Powerteam	Prema Powerteam	Tatuus F4 T-014 Abarth	R	<b>1'35.553</b>	0.463	0.080	21
4	<b>14 UGRAN</b> Filip	ROU	Jenzer Motorsport	Jenzer Motorsport	Tatuus F4 T-014 Abarth	R	<b>1'35.607</b>	0.517	0.054	19
5	<b>7 BEGANOVIC</b> Dino	SWE	Prema Powerteam	Prema Powerteam	Tatuus F4 T-014 Abarth	R	<b>1'35.646</b>	0.556	0.039	18
6	<b>84 SIMONAZZI</b> Francesco	ITA	DRZ Benelli	DRZ Benelli	Tatuus F4 T-014 Abarth	R	<b>1'35.863</b>	0.773	0.217	21
7	<b>77 ROSSO</b> Andrea	ITA	Cram Motorsport	Cram Motorsport	Tatuus F4 T-014 Abarth	R	<b>1'35.866</b>	0.776	0.003	23
8	<b>35 DELLI GUANTI</b> Pietro	ITA	BVM Racing	BVM Racing	Tatuus F4 T-014 Abarth	R	<b>1'35.962</b>	0.872	0.096	20
9	<b>19 OGAARD</b> Sebastian	DEN	Bhaitech	Bhaitech	Tatuus F4 T-014 Abarth	R	<b>1'36.126</b>	1.036	0.164	18
10	<b>48 SALMENAUTIO</b> Jesse	FIN	Bhaitech	Bhaitech	Tatuus F4 T-014 Abarth	R	<b>1'36.188</b>	1.098	0.062	20
11	<b>78 KAPRZYK</b> Mateusz	POL	Cram Motorsport	Cram Motorsport	Tatuus F4 T-014 Abarth	R	<b>1'36.245</b>	1.155	0.057	21
12	<b>85 BORTOLETO</b> Gabriel	BRA	Prema Powerteam	Prema Powerteam	Tatuus F4 T-014 Abarth	R	<b>1'36.471</b>	1.381	0.226	17
13	<b>13 FERATI</b> Jasin	CHE	Jenzer Motorsport	Jenzer Motorsport	Tatuus F4 T-014 Abarth	R	<b>1'36.478</b>	1.388	0.007	20
14	<b>66 CHOVANEK</b> Zdenek	CZE	Bhaitech	Bhaitech	Tatuus F4 T-014 Abarth	R	<b>1'36.520</b>	1.430	0.042	21
15	<b>21 GNOS</b> Axel	ESP	G4 Racing	G4 Racing	Tatuus F4 T-014 Abarth	R	<b>1'36.677</b>	1.587	0.157	18
16	<b>72 FORNAROLI</b> Leonardo	ITA	Iron Lynx	Iron Lynx	Tatuus F4 T-014 Abarth	R	<b>1'36.770</b>	1.680	0.093	19
17	<b>11 PATTERSON</b> Dexter Macham	GBR	Bhaitech	Bhaitech	Tatuus F4 T-014 Abarth	R	<b>1'36.984</b>	1.894	0.214	16
18	<b>27 FREYMUTH</b> Sebastian	DEU	AS Motorsport	AS Motorsport	Tatuus F4 T-014 Abarth	R	<b>1'37.074</b>	1.984	0.090	18
19	<b>88 AL QUBAISI</b> Hamda	UAE	Abu Dhabi Racing	Abu Dhabi Racing	Tatuus F4 T-014 Abarth	R	<b>1'37.350</b>	2.260	0.276	20
20	<b>8 CENYU</b> Han	CHN	AKM Motorsport	AKM Motorsport	Tatuus F4 T-014 Abarth	R	<b>1'37.560</b>	2.470	0.210	22
21	<b>15 WISNICKI</b> Piotr	POL	Jenzer Motorsport	Jenzer Motorsport	Tatuus F4 T-014 Abarth	R	<b>1'37.841</b>	2.751	0.281	15
22	<b>86 VALINT</b> Bence	HUN	BWT Mücke Motorsport	BWT Mücke Motorsport	Tatuus F4 T-014 Abarth	R	<b>1'38.228</b>	3.138	0.387	9

Humidity:	51%	AIR	31°C
Condition:	DRY	Temp:	44°C

Race Director : Alessandro Ferrari

Clerk of the Course : Fabrizio Fondacci

30/07/2020 Start 18:09 End 19:02



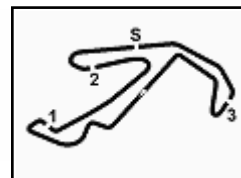
# ACI Racing Weekend Misano 30 Luglio-2 Agosto 2020

## Italian F4 Championship Powered by Abarth - Ideal Times Free Practice 1

Misano Circuit Sic 58 4.226 m

No. Driver	Car	Seg. 1	Seg. 2	Seg. 3	Seg. 4	Ideal Time		
		Diff. 1	Diff. 2	Diff. 3	Diff. 4	Best Lap	Pos.	Diff.
1 51 PIZZI F. (ITA)	Tatuus F4 T-014 Abarth	24.196	22.959 +0.069	27.150	20.716	1'35.021 1'35.090	1	0.069
2 46 MINI G. (ITA)	Tatuus F4 T-014 Abarth	24.307 +0.014	23.035 +0.024	27.220	20.725 +0.148	1'35.287 1'35.473	2	0.186
3 6 MONTOYA S. (COL)	Tatuus F4 T-014 Abarth	24.266 +0.115	23.006 +0.029	27.367 +0.004	20.754 +0.012	1'35.393 1'35.553	3	0.160
4 7 BEGANOVIC D. (SWE)	Tatuus F4 T-014 Abarth	24.322	23.051 +0.027	27.229	20.874 +0.143	1'35.476 1'35.646	5	0.170
5 14 UGRAN F. (ROU)	Tatuus F4 T-014 Abarth	24.378 +0.024	23.076	27.283 +0.071	20.775	1'35.512 1'35.607	4	0.095
6 84 SIMONAZZI F. (ITA)	Tatuus F4 T-014 Abarth	24.200 +0.056	23.215	27.484 +0.008	20.900	1'35.799 1'35.863	6	0.064
7 35 DELLI GUANTI P. (ITA)	Tatuus F4 T-014 Abarth	24.402 +0.030	23.119 +0.078	27.392 +0.044	20.897	1'35.810 1'35.962	8	0.152
8 77 ROSSO A. (ITA)	Tatuus F4 T-014 Abarth	24.390 +0.005	23.108	27.429 +0.029	20.886 +0.019	1'35.813 1'35.866	7	0.053
9 78 KAPRZYK M. (POL)	Tatuus F4 T-014 Abarth	24.430	23.116 +0.015	27.490 +0.164	20.933 +0.097	1'35.969 1'36.245	11	0.276
10 85 BORTOLETO G. (BRA)	Tatuus F4 T-014 Abarth	24.382	23.159	27.557 +0.471	20.902	1'36.000 1'36.471	12	0.471
11 48 SALMENAUTIO J. (FIN)	Tatuus F4 T-014 Abarth	24.361 +0.062	23.191 +0.090	27.446	21.019 +0.019	1'36.017 1'36.188	10	0.171
12 19 OGAARD S. (DEN)	Tatuus F4 T-014 Abarth	24.378	23.173 +0.007	27.479	21.008 +0.081	1'36.038 1'36.126	9	0.088
13 13 FERATI J. (CHE)	Tatuus F4 T-014 Abarth	24.486 +0.041	23.232 +0.123	27.461 +0.141	20.994	1'36.173 1'36.478	13	0.305
14 66 CHOVANEK Z. (CZE)	Tatuus F4 T-014 Abarth	24.457	23.176 +0.068	27.659 +0.113	21.019 +0.028	1'36.311 1'36.520	14	0.209
15 21 GNOS A. (ESP)	Tatuus F4 T-014 Abarth	24.687	23.206 +0.140	27.449 +0.160	21.035	1'36.377 1'36.677	15	0.300
16 72 FORNAROLI L. (ITA)	Tatuus F4 T-014 Abarth	24.567 +0.087	23.237	27.722	20.958 +0.199	1'36.484 1'36.770	16	0.286
17 27 FREYMUTH S. (DEU)	Tatuus F4 T-014 Abarth	24.607 +0.114	23.348	27.865	21.140	1'36.960 1'37.074	18	0.114
18 11 PATTERSON D. (GBR)	Tatuus F4 T-014 Abarth	24.616 +0.008	23.386	27.804	21.170	1'36.976 1'36.984	17	0.008
19 8 CENYU H. (CHN)	Tatuus F4 T-014 Abarth	24.536 +0.262	23.446 +0.075	28.050	21.191	1'37.223 1'37.560	20	0.337
20 88 AL QUBAISI H. (UAE)	Tatuus F4 T-014 Abarth	24.729 +0.060	23.433 +0.007	27.801 +0.039	21.281	1'37.244 1'37.350	19	0.106
21 15 WISNICKI P. (POL)	Tatuus F4 T-014 Abarth	24.817 +0.148	23.482 +0.165	27.722 +0.173	21.312 +0.022	1'37.333 1'37.841	21	0.508
22 86 VALINT B. (HUN)	Tatuus F4 T-014 Abarth	24.946 +0.077	23.749	28.000	21.456	1'38.151 1'38.228	22	0.077
<b>Overall Ideal Time</b>		24.196	22.959	27.150	20.716	1'35.021		

30/07/2020



# ACI Racing Weekend Misano 30 Luglio-2 Agosto 2020

## Italian F4 Championship Powered by Abarth - Chronological Analysis Free Practic

Misano Circuit Sic 58.4.226 m

1 / 4

### 6 S. MONTOYA (1'35.553)

Lap	Seg.1	Seg.2	Seg.3	Seg.4	Lap Time	km/h	Local Time
1		32.669	35.651	44.403		156,1	18:12'43.185
2	2'08.774	26.806	29.137	21.707	3'26.424P	190,1	18:16'09.609
3	25.628	24.450	28.438	21.408	1'39.924C	189,5	18:17'49.533
4	25.156	23.593	28.357	21.442	1'38.548	194,6	18:19'28.081
5	24.840	23.430	27.869	21.025	1'37.164	194,2	18:21'05.245
6	24.579	23.490	27.569	20.904	1'36.542	194,2	18:22'41.787
7	24.707	23.207	27.593	21.179	1'36.686	193,5	18:24'18.473
8	24.454	23.159	27.718	21.534	1'36.865	192,9	18:25'55.338
9	24.526	25.229	40.125	39.651	2'09.531P	128,0	18:28'04.869
10	7'35.558	24.647	28.585	21.455	8'50.245P	190,1	18:36'55.114
11	25.046	23.384	27.574	20.923	1'36.927	194,2	18:38'32.041
12	24.826	23.135	27.571	21.011	1'36.543	194,6	18:40'08.584
13	24.541	23.126	27.536	20.897	1'36.100	194,9	18:41'44.684
14	24.492	23.130	27.529	20.783	1'35.934	194,9	18:43'20.618
15	24.384	23.061	27.545	20.908	1'35.898	194,6	18:44'56.516
16	24.432	23.200	27.424	<b>20.754</b>	1'35.810	194,6	18:46'32.326
17	32.011	23.565	28.133	35.891	1'59.600P	194,9	18:48'31.926
18	4'49.842	34.103	30.093	21.072	6'15.110P	187,5	18:54'47.036
19	24.520	23.209	27.527	20.864	1'36.120	194,6	18:56'23.156
20	24.381	23.035	27.371	20.766	<b>1'35.553</b>	195,3	18:57'58.709
21	<b>24.266</b>	<b>23.006</b>	<b>27.367</b>	20.946	1'35.585	195,3	18:59'34.294
22	24.558	23.128	27.400	23.856	1'38.942	<b>196,0</b>	19:01'13.236

15	25.297	23.679	28.197	21.545	1'38.718	189,8	18:41'25.178
16	24.904	23.609	28.110	21.444	1'38.067	189,8	18:43'03.245
17	24.829	23.801	28.256	3'45.565	5'02.451P	189,1	18:48'05.696
18	50.982	45.787	56.382	36.641	3'09.792P	84,4	18:51'15.488
19	43.574	45.829	50.177	22.145	2'41.725	97,4	18:53'57.213
20	25.137	23.646	28.752	21.498	1'39.033	191,2	18:55'36.246
21	24.942	23.560	28.063	21.470	1'38.035	<b>191,8</b>	18:57'14.281
22	<b>24.536</b>	<b>23.446</b>	28.605	21.391	1'37.978	190,5	18:58'52.259
23	24.798	23.521	<b>28.050</b>	<b>21.191</b>	<b>1'37.560</b>	190,8	19:00'29.819

### 11 D. PATTERSON (1'36.984)

Lap	Seg.1	Seg.2	Seg.3	Seg.4	Lap Time	km/h	Local Time
1		33.914	37.073	47.014		146,9	18:13'30.750
2	3'06.013	28.445	31.783	23.013	4'29.254P	170,9	18:18'00.004
3	27.388	26.653	30.366	22.599	1'47.006	190,5	18:19'47.010
4	25.894	24.640	29.030	22.159	1'41.723	191,8	18:21'28.733
5	25.372	24.819	28.399	21.780	1'40.370	193,5	18:23'09.103
6	25.110	23.946	28.254	21.735	1'39.045	192,9	18:24'48.148
7	24.824	23.783	28.210	21.442	1'38.259	193,5	18:26'26.407
8	26.437	32.683	33.687	40.544	2'13.351CP	163,6	18:28'39.758
9	6'16.170	26.345	29.806	22.348	7'34.669P	184,6	18:36'14.427
10	27.178	24.618	28.672	21.701	1'42.169	192,5	18:37'56.596
11	26.187	25.690	29.099	49.744	2'10.720P	192,9	18:40'07.316
12	8'01.324	33.746	1'03.385	42.912	10'21.367P	86,0	18:50'28.683
13	46.998	48.599	1'02.042	30.835	3'08.474	77,6	18:53'37.157
14	26.288	24.435	28.691	21.542	1'40.956	191,5	18:55'18.113
15	24.775	23.745	27.895	21.327	1'37.742	194,2	18:56'55.855
16	<b>24.616</b>	23.560	27.842	21.634	1'37.652	194,2	18:58'33.507
17	24.624	<b>23.386</b>	<b>27.804</b>	<b>21.170</b>	<b>1'36.984</b>	<b>196,4</b>	19:00'10.491

### 7 D. BEGANOVIC (1'35.646)

Lap	Seg.1	Seg.2	Seg.3	Seg.4	Lap Time	km/h	Local Time
1		26.401	30.476	34.881		184,6	18:14'03.512
2	3'50.232	24.366	28.655	21.560	5'04.813P	190,8	18:19'08.325
3	25.227	23.710	27.755	21.286	1'37.978	194,2	18:20'46.303
4	24.569	23.335	27.691	21.037	1'36.632	193,2	18:22'22.935
5	24.477	23.743	27.782	21.080	1'37.082	189,8	18:24'00.017
6	25.067	23.337	30.083	21.106	1'39.593	190,5	18:25'39.610
7	24.333	23.228	32.122	40.719	2'00.402CP	193,2	18:27'40.012
8	10'09.356	24.440	31.877	22.312	11'27.985P	187,5	18:39'07.997
9	24.641	23.312	27.824	21.020	1'36.797	192,5	18:40'44.794
10	24.505	23.188	27.514	23.754	1'38.961	193,2	18:42'23.755
11	24.619	23.100	27.465	20.903	1'36.087	194,2	18:43'59.842
12	25.156	23.245	27.611	20.938	1'36.950	193,5	18:45'36.792
13	24.501	23.099	27.465	20.890	1'35.955	194,6	18:47'12.747
14	25.001	23.202	27.905	40.813	1'56.921P	193,2	18:49'09.668
15	4'43.823	23.736	27.829	20.885	5'56.273P	192,5	18:55'05.941
16	24.554	23.192	27.622	<b>20.874</b>	1'36.242	193,5	18:56'42.183
17	24.329	<b>23.051</b>	27.399	23.325	1'38.104	193,9	18:58'20.287
18	25.872	23.199	27.280	21.562	1'37.913	<b>195,3</b>	18:59'58.200
19	<b>24.322</b>	23.078	<b>27.229</b>	21.017	<b>1'35.646</b>	194,9	19:01'33.846

### 13 J. FERATI (1'36.478)

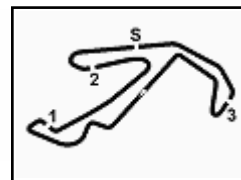
Lap	Seg.1	Seg.2	Seg.3	Seg.4	Lap Time	km/h	Local Time
1		27.423	32.308	45.165		168,8	18:12'47.036
2	3'09.841	25.567	28.926	22.582	4'26.916P	189,1	18:17'13.952
3	26.204	24.255	30.262	22.270	1'42.991	189,1	18:18'56.943
4	25.567	23.753	28.125	21.590	1'39.035	192,5	18:20'35.978
5	25.151	23.715	27.944	21.737	1'38.547	192,2	18:22'14.525
6	25.905	23.513	27.931	21.355	1'38.704	193,2	18:23'53.229
7	24.831	23.640	27.747	21.364	1'37.582	193,2	18:25'30.811
8	25.394	23.879	28.021	42.386	1'59.680P	192,5	18:27'30.491
9	9'01.538	27.448	29.456	22.312	10'20.754P	191,2	18:37'51.245
10	25.303	23.680	28.007	21.574	1'38.564	192,9	18:39'29.809
11	24.758	23.421	27.570	21.153	1'36.902	194,6	18:41'06.711
12	24.967	23.405	27.616	21.233	1'37.221	194,6	18:42'43.932
13	24.506	23.619	28.017	21.725	1'37.867C	<b>196,0</b>	18:44'21.799
14	25.039	23.293	27.615	21.398	1'37.345	195,3	18:45'59.144
15	24.746	<b>23.232</b>	27.813	21.162	1'36.953	191,5	18:47'36.097
16	24.609	23.402	46.728	55.135	2'29.874P	192,5	18:50'05.971
17	3'31.534	28.505	28.231	21.418	4'49.688P	190,5	18:54'55.659
18	24.827	23.611	27.756	21.211	1'37.405	191,5	18:56'33.064
19	24.572	23.376	27.617	21.072	1'36.637	192,5	18:58'09.701
20	24.527	23.355	27.602	<b>20.994</b>	<b>1'36.478</b>	193,2	18:59'46.179
21	<b>24.486</b>	23.341	<b>27.461</b>	22.881	1'38.169C	193,5	19:01'24.348

### 14 F. UGRAN (1'35.607)

Lap	Seg.1	Seg.2	Seg.3	Seg.4	Lap Time	km/h	Local Time
1		28.235	32.774	41.796		175,6	18:13'31.779
2	5'09.131	27.933	33.765	23.382	6'34.211P	160,0	18:20'05.990
3	27.433	26.289	31.343	22.582	1'47.647	161,7	18:21'53.637
4	24.834	23.390	27.780	21.244	1'37.248C	196,0	18:23'30.885
5	25.839	23.911	27.918	21.080	1'38.748	194,6	18:25'09.633
6	24.773	23.277	27.579	25.495	1'41.124C	194,9	18:26'50.757
7	46.107	39.183	48.039	55.622	3'08.951CP	115,8	18:29'59.708

30/07/2020

P = Pits In/Out - C = Lap Time Cancelled



# ACI Racing Weekend Misano 30 Luglio-2 Agosto 2020

## Italian F4 Championship Powered by Abarth - Chronological Analysis Free Practic

Misano Circuit Sic 58.4.226 m

2 / 4

8	5'03.972	26.394	28.949	21.249	6'20.564P	184,0	18:36'20.272	7	25.563	23.956	27.983	7'04.120	8'21.622P	193,9	18:33'35.031
9	24.765	23.352	27.703	20.978	1'36.798	196,0	18:37'57.070	8	1'11.434	25.306	29.094	23.883	2'29.717P	178,2	18:36'04.748
10	24.705	23.105	27.528	21.083	1'36.421	196,4	18:39'33.491	9	25.874	23.637	27.991	21.968	1'39.470	193,2	18:37'44.218
11	24.742	23.247	27.365	20.912	1'36.266	<b>197,1</b>	18:41'09.757	10	25.477	24.303	30.435	21.143	1'41.358	171,2	18:39'25.576
12	24.573	23.204	<b>27.283</b>	21.031	1'36.091	196,7	18:42'45.848	11	27.460	23.961	27.811	21.132	1'40.364	194,6	18:41'05.940
13	24.690	24.610	29.363	24.161	1'42.824	188,5	18:44'28.672	12	24.860	<b>23.206</b>	27.547	21.118	1'36.731	<b>195,7</b>	18:42'42.671
14	24.538	23.227	27.591	21.084	1'36.440	196,4	18:46'05.112	13	24.783	24.407	27.901	21.180	1'38.271	193,5	18:44'20.942
15	24.606	23.085	27.454	32.093	1'47.238P	195,3	18:47'52.350	14	24.916	23.684	27.848	5'38.407	6'54.855P	194,2	18:51'15.797
16	4'40.763	43.981	33.241	28.936	6'26.921P	190,1	18:54'19.271	15	1'04.453	51.318	36.787	21.598	2'54.156P	172,2	18:54'09.953
17	24.561	23.105	27.528	20.928	1'36.122	195,3	18:55'55.393	16	24.928	23.504	30.513	21.164	1'40.109	169,5	18:55'50.062
18	25.150	23.186	28.153	21.045	1'37.534	195,7	18:57'32.927	17	24.781	23.262	27.811	21.143	1'36.997	193,5	18:57'27.059
19	<b>24.378</b>	23.094	27.376	20.796	1'35.644	196,0	18:59'08.571	18	<b>24.687</b>	23.346	27.609	<b>21.035</b>	<b>1'36.677</b>	194,9	18:59'03.736
20	24.402	<b>23.076</b>	27.354	<b>20.775</b>	<b>1'35.607</b>	195,7	19:00'44.178	19	25.031	23.292	<b>27.449</b>	22.524	1'38.296	<b>195,7</b>	19:00'42.032

15 P. WISNICKI (1'37.841)						
Lap	Seg.1	Seg.2	Seg.3	Seg.4	Lap Time	Local Time
1		26.675	31.250	46.648		181,5
2	2'29.154	25.190	29.719	22.220	3'46.283P	178,5
3	26.111	24.212	28.543	21.903	1'40.769	190,5
4	25.528	23.912	28.649	21.812	1'39.901	192,2
5	25.470	23.859	28.316	<b>21.312</b>	1'38.957	191,5
6	25.541	23.698	28.052	21.333	1'38.624	191,2
7	24.965	23.647	27.895	21.334	<b>1'37.841</b>	190,8
8	25.823	24.007	32.803	21.540	1'44.173C	178,2
9	27.322	27.100	32.446	45.230	2'12.098CP	172,5
10	6'15.340	27.981	28.501	21.525	7'33.347P	189,1
11	25.361	24.455	27.975	21.493	1'39.284	191,8
12	25.083	23.593	27.877	21.325	1'37.878	<b>192,9</b>
13	24.983	23.610	27.940	21.428	1'37.961	191,8
14	24.948	23.606	28.872	21.557	1'38.983	190,5
15	25.124	23.559	27.998	21.501	1'38.182	191,5
16	25.040	23.617	<b>27.722</b>	21.709	1'38.088	192,2

27 S. FREYMUTH (1'37.074)						
Lap	Seg.1	Seg.2	Seg.3	Seg.4	Lap Time	Local Time
1		25.852	30.762	23.748		178,5
2	26.948	24.299	28.880	21.746	1'41.873	182,4
3	25.249	23.978	28.584	21.663	1'39.474	188,5
4	25.432	24.032	28.491	4'03.044	5'20.999P	188,5
5	45.099	27.017	28.410	21.709	2'02.235CP	190,5
6	25.073	23.763	28.144	21.289	1'38.269	189,8
7	24.834	23.731	28.096	46.494	2'03.155CP	191,5
8	7'12.034	24.187	28.730	21.816	8'26.767P	187,2
9	24.959	24.138	28.147	21.238	1'38.482	189,1
10	24.863	23.565	27.996	21.288	1'37.712	190,5
11	24.975	23.551	27.982	21.317	1'37.825	191,5
12	24.766	25.495	28.436	21.366	1'40.063	191,5
13	27.840	31.493	28.920	26.516	1'54.769	191,5
14	24.943	23.545	27.946	21.180	1'37.614	191,2
15	24.829	23.505	27.934	21.257	1'37.525	191,8
16	24.917	34.020	1'05.022	1'21.393	3'25.352	77,7
17	3'41.991	24.205	28.128	21.339	4'55.663	190,5
18	25.370	27.550	27.951	21.400	1'42.271	<b>192,5</b>
19	24.721	<b>23.348</b>	<b>27.865</b>	<b>21.140</b>	<b>1'37.074</b>	192,2

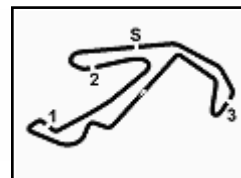
19 S. OGAARD (1'36.126)						
Lap	Seg.1	Seg.2	Seg.3	Seg.4	Lap Time	Local Time
1		30.654	35.679	25.772		163,6
2	27.925	26.235	31.920	22.394	1'48.474	170,1
3	25.963	26.263	33.629	22.071	1'47.926	152,3
4	25.308	23.604	30.018	22.419	1'41.349	193,2
5	24.938	23.391	27.897	21.530	1'37.756	193,2
6	25.415	23.455	28.098	21.252	1'38.220	193,5
7	25.010	23.442	27.955	21.562	1'37.969	193,2
8	24.857	23.287	27.924	21.218	1'37.286	193,2
9	24.712	23.273	27.842	21.196	1'37.023	193,5
10	24.687	23.318	37.393	41.445	2'06.843CP	146,3
11	9'13.719	24.184	28.326	21.282	10'27.511P	192,5
12	24.589	23.338	27.767	21.104	1'36.798	193,2
13	24.575	23.272	27.578	<b>21.008</b>	1'36.433	193,9
14	24.537	<b>23.173</b>	27.489	24.413	1'39.612	195,3
15	30.121	24.512	28.442	33.205	1'56.280P	194,2
16	9'00.441	23.881	28.275	21.276	10'13.873P	191,8
17	24.695	23.393	27.611	21.131	1'36.830	<b>198,5</b>
18	24.567	23.244	27.573	21.133	1'36.517	193,9
19	<b>24.378</b>	23.180	<b>27.479</b>	21.089	<b>1'36.126</b>	194,6

35 P. DELLI GUANTI (1'35.962)						
Lap	Seg.1	Seg.2	Seg.3	Seg.4	Lap Time	Local Time
1						18:10'59.317
2	1'02.203	26.915	29.932	2'54.695	4'53.745P	189,8
3	46.605	25.221	28.634	21.649	2'02.109P	191,2
4	25.190	23.637	27.960	21.292	1'38.079	193,2
5	25.217	23.458	27.730	21.305	1'37.710	193,5
6	24.661	23.351	27.735	21.120	1'36.867	193,2
7	24.552	23.318	27.586	21.027	1'36.483	193,2
8	24.656	23.280	27.586	20.915	1'36.437	193,2
9	28.760	28.040	33.768	9'55.640	11'26.208P	172,5
10	47.917	24.251	27.968	23.257	2'03.393P	193,2
11	26.241	23.436	27.558	21.053	1'38.288	194,6
12	24.552	23.126	<b>27.392</b>	21.034	1'36.104	195,7
13	24.540	23.158	30.803	21.256	1'39.757	195,3
14	24.468	23.131	27.402	21.010	1'36.011	194,9
15	27.312	26.747	31.365	23.016	1'48.440	170,1
16	24.555	33.544	1'05.135	42.398	2'45.632	74,3
17	45.268	47.838	1'02.318	31.329	3'06.753	74,3
18	25.535	25.065	28.082	21.052	1'39.734	191,8
19	24.432	23.197	27.436	<b>20.897</b>	<b>1'35.962</b>	195,3
20	<b>24.402</b>	23.187	27.445	21.047	1'36.081	<b>196,4</b>
21	24.411	<b>23.119</b>	27.570	21.021	1'36.121	194,6

21 A. GNOS (1'36.677)						
Lap	Seg.1	Seg.2	Seg.3	Seg.4	Lap Time	Local Time
1						18:10'04.170
2	1'14.964	30.396	32.404	5'27.662	7'45.426P	185,2
3	47.510	30.397	31.040	22.584	2'11.531P	176,5
4	26.326	25.257	29.078	21.558	1'42.219	181,2
5	29.423	27.838	30.839	23.141	1'51.241	157,4
6	25.249	23.599	28.092	21.882	1'38.822	194,2

46 G. MINI (1'35.473)						
Lap	Seg.1	Seg.2	Seg.3	Seg.4	Lap Time	Local Time
1		27.330	31.572	39.244		164,9

30/07/2020 P = Pits In/Out - C = Lap Time Cancelled



# ACI Racing Weekend Misano 30 Luglio-2 Agosto 2020

## Italian F4 Championship Powered by Abarth - Chronological Analysis Free Practic

Misano Circuit Sic 58.4.226 m

3 / 4

2	3'24.668	25.775	30.817	21.668	4'42.928P	170,3	18:18'24.849
3	25.565	24.713	33.446	24.614	1'48.338	169,8	18:20'13.187
4	25.160	23.664	28.216	21.038	1'38.078	194,2	18:21'51.265
5	24.733	23.257	27.885	21.033	1'36.908	193,5	18:23'28.173
6	24.450	23.217	27.541	20.872	1'36.080	194,6	18:25'04.253
7	24.518	23.513	29.978	26.682	1'44.691C	186,2	18:26'48.944
8	46.399	39.607	48.001	55.115	3'09.122CP	108,8	18:29'58.066
9	7'42.338	24.143	28.150	21.228	8'55.859P	191,5	18:38'53.925
10	24.756	23.366	27.542	20.844	1'36.508	194,2	18:40'30.433
11	24.359	24.199	27.548	20.857	1'36.963	194,9	18:42'07.396
12	24.315	23.094	27.423	20.754	1'35.586	193,9	18:43'42.982
13	24.366	23.095	27.313	<b>20.725</b>	1'35.499	193,9	18:45'18.481
14	24.348	23.038	27.245	20.865	1'35.496	194,2	18:46'53.977
15	24.365	<b>23.035</b>	31.570	41.563	2'00.533	185,9	18:48'54.510
16	51.059	54.046	1'05.937	46.650	3'37.692P	73,7	18:52'32.202
17	3'05.226	25.586	28.274	21.352	4'20.438P	192,5	18:56'52.640
18	<b>24.307</b>	23.138	27.281	22.884	1'37.610	194,9	18:58'30.250
19	24.321	23.059	<b>27.220</b>	20.873	<b>1'35.473</b>	<b>195,3</b>	19:00'05.723

66 Z. CHOVANEK (1'36.520)							
Lap	Seg.1	Seg.2	Seg.3	Seg.4	Lap Time	km/h	Local Time
1		31.100	35.265	25.923	1:51.773	156,3	18:12'58.240
2	28.307	27.276	33.589	22.601	1:51.773	159,5	18:14'50.013
3	26.123	25.686	34.965	22.045	1:48.819	142,3	18:16'38.832
4	25.254	23.947	28.391	21.661	1:39.253	192,9	18:18'18.085
5	27.369	30.045	36.720	24.204	1:58.338	140,8	18:20'16.423
6	25.203	24.188	28.342	21.537	1:39.270	193,2	18:21'55.693
7	24.840	23.601	28.197	21.375	1:38.013	192,2	18:23'33.706
8	24.779	23.585	27.872	21.195	1:37.431	193,2	18:25'11.137
9	26.288	23.652	28.231	21.751	1:39.922C	192,9	18:26'51.059
10	36.474	27.950	35.630	37.368	2'17.422CP	181,8	18:29'08.481
11	5'57.201	25.913	28.726	21.413	7'13.253P	189,8	18:36'21.734
12	25.149	23.588	27.992	21.305	1:38.034	194,6	18:37'59.768
13	24.703	23.846	28.128	21.163	1:37.840	192,9	18:39'37.608
14	24.608	23.365	<b>27.659</b>	21.146	1:36.778	<b>194,9</b>	18:41'14.386
15	24.697	23.347	27.916	21.378	1:37.338	<b>194,9</b>	18:42'51.724
16	25.114	23.828	28.000	34.115	1:51.057P	193,9	18:44'42.781
17	5'25.344	33.829	1'08.128	40.218	7'47.519P	69,9	18:52'30.300
18	39.315	33.700	28.393	21.815	2'03.223	189,1	18:54'33.523
19	24.839	23.423	27.830	<b>21.019</b>	1:37.111	193,9	18:56'10.634
20	24.589	23.390	27.682	21.037	1:36.698	193,9	18:57'47.332
21	<b>24.457</b>	<b>23.176</b>	27.917	21.038	1:36.588	194,2	18:59'23.920
22	<b>24.457</b>	23.244	27.772	21.047	<b>1'36.520</b>	193,9	19:01'00.440

48 J. SALMENAUTIO (1'36.188)							
Lap	Seg.1	Seg.2	Seg.3	Seg.4	Lap Time	km/h	Local Time
1		26.563	32.275	46.159	1:51.057	190,8	18:12'52.012
2	3'24.854	25.821	31.054	23.209	4'44.938P	175,0	18:17'36.950
3	27.251	26.024	30.397	22.864	1'46.536	171,7	18:19'23.486
4	28.398	26.569	29.755	23.146	1'47.868	188,8	18:21'11.354
5	26.841	24.371	28.723	21.731	1'41.666	187,5	18:22'53.020
6	25.433	23.892	27.941	21.285	1'38.551	193,2	18:24'31.571
7	24.804	23.736	27.696	21.135	1'37.371	193,2	18:26'08.942
8	25.829	34.447	35.483	37.200	2'12.959CP	173,9	18:28'21.901
9	6'34.364	24.758	29.221	21.282	7'49.625P	175,6	18:36'11.526
10	24.579	23.526	27.664	21.205	1'36.974	<b>195,7</b>	18:37'48.500
11	25.201	23.608	27.971	21.996	1'38.776C	193,9	18:39'27.276
12	24.866	23.579	27.961	21.295	1'37.701C	194,2	18:41'04.977
13	24.687	23.421	27.638	21.184	1'36.930	194,6	18:42'41.907
14	24.647	23.487	27.594	21.253	1'36.981	193,9	18:44'18.888
15	24.633	23.372	27.854	32.690	1'48.549P	192,9	18:46'07.437
16	4'31.883	49.618	1'02.841	59.632	7'23.974P	76,5	18:53'31.411
17	25.177	23.494	28.153	21.781	1'38.605	195,3	18:55'10.016
18	24.895	23.326	27.626	<b>21.019</b>	1'36.866	194,2	18:56'46.882
19	<b>24.361</b>	23.305	27.754	21.047	1'36.467	194,2	18:58'23.349
20	24.423	23.281	<b>27.446</b>	21.038	<b>1'36.188</b>	194,9	18:59'59.537
21	24.437	<b>23.191</b>	27.540	21.129	1'36.297	194,6	19:01'35.834

72 L. FORNAROLI (1'36.770)							
Lap	Seg.1	Seg.2	Seg.3	Seg.4	Lap Time	km/h	Local Time
1		29.937	34.687	41.079	1:55.791	160,5	18:12'37.471
2	4'17.630	25.531	30.324	22.142	5'35.627P	187,5	18:18'13.098
3	25.662	24.101	28.184	21.173	1:39.120	189,1	18:19'52.218
4	24.969	23.608	27.853	21.143	1:37.573	191,5	18:21'29.791
5	24.764	23.576	27.825	21.160	1:37.325	191,2	18:23'07.116
6	24.897	23.532	27.977	21.089	1:37.495	190,1	18:24'44.611
7	24.687	23.456	28.008	21.096	1:37.247	190,1	18:26'21.858
8	25.411	25.759	33.461	37.526	2'02.157CP	161,9	18:28'24.015
9	6'23.917	25.016	31.175	22.739	7'42.847P	173,1	18:36'06.862
10	25.521	24.659	27.849	<b>20.958</b>	1:38.987	191,5	18:37'45.849
11	24.845	23.404	27.908	22.199	1:38.356	190,5	18:39'24.205
12	24.633	23.302	27.776	21.187	1:36.898	<b>192,2</b>	18:41'01.103
13	24.615	23.369	27.949	21.148	1:37.081	191,5	18:42'38.184
14	24.668	23.365	27.825	21.110	1:36.968	191,2	18:44'15.152
15	24.619	23.426	27.849	21.050	1:36.944	190,5	18:45'52.096
16	<b>24.567</b>	23.322	27.806	23.326	1:39.021C	191,8	18:47'31.117
17	26.098	24.503	46.576	53.234	2'30.411P	144,2	18:50'01.528
18	4'29.359	25.014	28.673	21.352	5'44.398P	189,8	18:55'45.926
19	24.768	23.406	27.867	21.107	1:37.148	191,8	18:57'23.074
20	24.654	<b>23.237</b>	<b>27.722</b>	21.157	<b>1'36.770</b>	<b>192,2</b>	18:58'59.844

51 F. PIZZI (1'35.090)							
Lap	Seg.1	Seg.2	Seg.3	Seg.4	Lap Time	km/h	Local Time
1		29.064	33.069	35.204	1:47.547	173,1	18:12'28.393
2	3'17.105	26.953	32.638	23.700	4'40.396P	162,4	18:17'08.789
3	27.005	25.845	33.884	21.998	1'48.732	141,4	18:18'57.521
4	25.983	24.167	28.746	21.090	1'39.986	190,8	18:20'37.507
5	24.747	23.369	27.662	21.447	1'37.225	196,0	18:22'14.732
6	25.084	23.279	27.576	20.964	1'36.903	195,3	18:23'51.635
7	24.764	23.470	27.562	20.925	1'36.721	194,2	18:25'28.356
8	24.659	23.284	28.333	35.738	1'52.014CP	195,3	18:27'20.370
9	7'33.802	25.852	29.105	21.024	8'49.783P	171,4	18:36'10.153
10	24.575	23.981	27.530	20.860	1'36.946	195,3	18:37'47.099
11	24.568	23.342	27.418	20.957	1'36.285	196,7	18:39'23.384
12	24.553	23.105	27.410	20.863	1'35.931	196,0	18:40'59.315
13	24.483	23.133	27.357	20.904	1'35.877	196,4	18:42'35.192
14	24.486	23.029	28.054	33.311	1'48.880P	195,7	18:44'24.072
15	5'07.781	53.045	1'08.398	42.939	7'52.163P	57,6	18:52'16.235
16	48.504	39.387	31.835	21.057	2'20.783	150,0	18:54'37.018
17	24.490	23.129	27.326	20.808	1'35.753	196,4	18:56'12.771
18	<b>24.196</b>	23.028	<b>27.150</b>	<b>20.716</b>	<b>1'35.090</b>	197,4	18:57'47.861

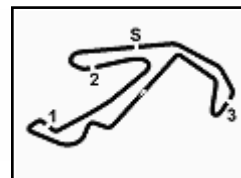
77 A. ROSSO (1'35.866)							
Lap	Seg.1	Seg.2	Seg.3	Seg.4	Lap Time	km/h	Local Time
1							18:11'11.719
2	1'01.362	27.750	30.744	22.635	2'22.491P	178,8	18:13'34.210
3	26.531	24.713	29.175	21.694	1'42.113	186,9	18:15'16.323
4	28.314	26.975	32.993	22.489	1'50.771	163,1	18:17'07.094
5	25.598	23.762	28.907	21.185	1'39.452	187,2	18:18'46.546
6	25.034	23.478	28.294	21.395	1'38.201	193,5	18:20'24.747
7	24.795	23.500	27.759	21.099	1'37.153	192,9	18:22'01.900
8	24.615	23.395	27.792	21.143	1'36.945	192,9	18:23'38.845
9	24.599	23.410	27.662	21.273	1'36.944C	193,5	18:25'15.789
10	24.637	23.240	33.267	7'55.017	9'16.161P	163,6	18:34'31.950
11	44.056	24.410	28.134	21.217	1'57.817P	189,8	18:36'29.767

30/07/2020

P = Pits In/Out - C = Lap Time Cancelled



Powered By PERUGIA TIMING



# ACI Racing Weekend Misano 30 Luglio-2 Agosto 2020

## Italian F4 Championship Powered by Abarth - Chronological Analysis Free Practic

Misano Circuit Sic 58 4.226 m

4 / 4

12	24.598	23.203	27.717	20.920	1'36.438	<b>195,7</b>	18:38'06.205
13	<b>24.390</b>	23.189	27.568	20.887	1'36.034	194,2	18:39'42.239
14	27.467	31.830	33.308	21.538	1'54.143C	164,6	18:41'36.382
15	24.592	23.222	27.564	20.896	1'36.274	193,5	18:43'12.656
16	24.893	23.373	27.615	20.978	1'36.859	193,9	18:44'49.515
17	24.496	23.255	27.620	21.125	1'36.496	193,9	18:46'26.011
18	24.492	23.219	<b>27.429</b>	20.992	1'36.132	194,2	18:48'02.143
19	24.393	46.252	59.356	40.471	2'50.472	85,4	18:50'52.615
20	42.088	46.259	1'06.692	21.426	2'56.465	67,2	18:53'49.080
21	24.431	23.117	27.481	<b>20.886</b>	1'35.915	194,9	18:55'24.995
22	25.347	23.118	27.463	20.909	1'36.837	194,6	18:57'01.832
23	24.678	23.235	27.533	20.979	1'36.425	193,9	18:58'38.257
24	24.395	<b>23.108</b>	27.458	20.905	<b>1'35.866</b>	194,6	19:00'14.123

85 G. BORTOLETO (1'36.471)						
Lap	Seg.1	Seg.2	Seg.3	Seg.4	Lap Time	Local Time
1		27.693	31.342	39.857	169,0	18:13'43.167
2	3'10.252	25.730	33.039	23.344	4'32.365P	175,9 18:18'15.532
3	26.381	24.308	28.907	24.366	1'43.962	185,2 18:19'59.494
4	25.052	23.681	30.570	22.942	1'42.245	<b>193,5</b> 18:21'41.739
5	24.796	23.867	28.592	21.306	1'38.561	191,8 18:23'20.300
6	24.714	23.516	28.366	21.264	1'37.860	192,5 18:24'58.160
7	27.192	24.941	32.738	25.492	1'50.363C	168,5 18:26'48.523
8	46.182	39.088	47.454	53.820	3'06.544CP	112,5 18:29'55.067
9	8'06.918	25.023	29.074	21.592	9'22.607P	189,5 18:39'17.674
10	24.694	23.443	27.904	20.979	1'37.020	192,9 18:40'54.694
11	<b>24.382</b>	<b>23.159</b>	28.028	<b>20.902</b>	<b>1'36.471</b>	193,2 18:42'31.165
12	24.469	23.275	<b>27.557</b>	23.480	1'38.781	192,9 18:44'09.946
13	24.518	23.302	27.817	20.952	1'36.589	192,5 18:45'46.535
14	26.420	25.133	28.855	21.229	1'41.637	191,8 18:47'28.172
15	24.752	25.229	48.859	52.678	2'31.518P	169,3 18:49'59.690
16	4'27.776	24.381	29.106	21.892	5'43.155P	186,2 18:55'42.845
17	24.704	23.270	27.892	20.948	1'36.814	193,2 18:57'19.659
18	24.587	23.278	27.747	34.660	1'50.272P	192,9 18:59'09.931

78 M. KAPRZYK (1'36.245)						
Lap	Seg.1	Seg.2	Seg.3	Seg.4	Lap Time	Local Time
1						18:11'05.110
2	1'04.078	26.516	30.614	24.917	2'26.125P	174,5 18:13'31.235
3	26.756	24.534	28.795	21.943	1'42.028	187,2 18:15'13.263
4	26.280	24.472	28.800	23.426	1'42.978	189,1 18:16'56.241
5	27.453	27.943	35.080	21.895	1'52.371	125,4 18:18'48.612
6	25.585	23.878	28.142	21.401	1'39.006	193,2 18:20'27.618
7	25.241	23.946	28.479	21.423	1'39.089	191,8 18:22'06.707
8	24.875	23.478	27.783	21.260	1'37.396	192,5 18:23'44.103
9	24.706	23.349	27.746	21.184	1'36.985	192,9 18:25'21.088
10	24.843	23.986	35.214	7'53.563	9'17.606CP	130,3 18:34'38.694
11	45.654	24.433	28.351	21.507	1'59.945P	188,8 18:36'38.639
12	24.744	23.419	27.929	21.100	1'37.192	192,5 18:38'15.831
13	24.738	23.215	27.579	21.182	1'36.714	192,5 18:39'52.545
14	24.659	23.807	34.422	22.075	1'44.963	140,6 18:41'37.508
15	24.583	23.300	27.494	20.995	1'36.372	194,2 18:43'13.880
16	<b>24.430</b>	23.131	27.654	21.030	<b>1'36.245</b>	<b>194,6</b> 18:44'50.125
17	25.383	26.390	30.645	21.083	1'43.501	176,2 18:46'33.626
18	26.142	26.508	30.189	23.070	1'45.909	184,3 18:48'19.535
19	42.299	48.835	1'04.754	38.935	3'14.823	72,6 18:51'34.358
20	47.047	52.295	37.095	29.581	2'46.018	168,2 18:54'20.376
21	25.140	23.657	27.693	<b>20.933</b>	1'37.423	193,5 18:55'57.799
22	24.588	<b>23.116</b>	<b>27.490</b>	21.075	1'36.269	194,2 18:57'34.068

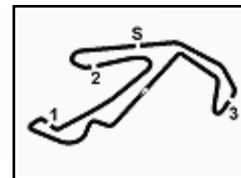
86 B. VALINT (1'38.228)						
Lap	Seg.1	Seg.2	Seg.3	Seg.4	Lap Time	Local Time
1		27.626	31.717	25.337	176,2	18:13'09.710
2	27.015	25.546	29.190	22.386	1'44.137	189,8 18:14'53.847
3	26.477	24.966	29.634	44.454	2'05.531P	188,2 18:16'59.378
4	4'51.039	25.150	29.048	41.805	6'27.042P	187,8 18:23'26.420
5	1'03.553	24.153	28.326	21.617	2'17.649P	191,8 18:25'44.069
6	<b>24.946</b>				27'29.331P	18:53'13.400
7	53.270	25.936	29.498	22.506	2'11.210P	189,1 18:55'24.610
8	26.776	24.661	29.095	21.552	1'42.084	192,5 18:57'06.694
9	25.261	24.138	28.341	21.533	1'39.273	192,2 18:58'45.967
10	25.023	<b>23.749</b>	<b>28.000</b>	<b>21.456</b>	<b>1'38.228</b>	<b>193,2</b> 19:00'24.195

88 H. AL QUBAISI (1'37.350)						
Lap	Seg.1	Seg.2	Seg.3	Seg.4	Lap Time	Local Time
1		29.362	36.587	40.278	141,7	18:12'35.672
2	2'56.171	26.851	31.455	26.280	4'20.757P	187,8 18:16'56.429
3	28.103	25.352	29.378	22.950	1'45.783	190,1 18:18'42.212
4	26.721	25.084	29.191	22.876	1'43.872	191,5 18:20'26.084
5	26.081	24.382	29.887	22.105	1'42.455	191,8 18:22'08.539
6	25.707	24.188	28.639	22.166	1'40.700	192,5 18:23'49.239
7	26.594	24.571	28.214	21.815	1'41.194	194,2 18:25'30.433
8	25.494	24.446	28.283	43.821	2'02.044CP	194,6 18:27'32.477
9	7'24.603	26.051	29.644	22.215	8'42.513P	180,3 18:36'14.990
10	25.808	24.153	28.162	21.798	1'39.921	193,2 18:37'54.911
11	25.511	23.662	27.934	22.742	1'39.849	193,5 18:39'34.760
12	25.222	23.612	<b>27.801</b>	21.430	1'38.065	<b>193,3</b> 18:41'12.825
13	25.161	23.616	28.046	21.611	1'38.434	193,5 18:42'51.259
14	25.189	23.546	27.841	21.768	1'38.344	194,9 18:44'29.603
15	24.789	23.440	27.840	<b>21.281</b>	<b>1'37.350</b>	194,6 18:46'06.953
16	25.030	23.522	28.066	21.588	1'38.206	194,2 18:47'45.159
17	24.993	34.770	1'04.953	48.347	2'53.063P	77,9 18:50'38.222
18	4'12.068	24.106	28.349	21.636	5'26.159P	193,2 18:56'04.381
19	25.187	23.673	28.527	21.529	1'38.916	192,2 18:57'43.297
20	24.815	<b>23.433</b>	27.863	21.391	1'37.502	194,6 18:59'20.799
21	<b>24.729</b>	23.511	27.865	21.349	1'37.454	194,6 19:00'58.253

84 F. SIMONAZZI (1'35.863)						
Lap	Seg.1	Seg.2	Seg.3	Seg.4	Lap Time	Local Time
1		30.259	35.656	25.561	162,7	18:12'25.748
2	27.707	27.300	31.633	21.959	1'48.599	180,9 18:14'14.347
3	25.916	26.231	34.511	21.672	1'48.330	160,5 18:16'02.677
4	25.047	23.525	27.929	21.231	1'37.732	<b>196,0</b> 18:17'40.409
5	24.805	23.358	27.764	21.037	1'36.964	193,2 18:19'17.373
6	24.458	23.447	27.709	20.939	1'36.553	194,2 18:20'53.926
7	24.463	23.282	27.602	20.984	1'36.331	193,5 18:22'30.257
8	24.408	23.419	27.607	20.991	1'36.425	193,9 18:24'06.682
9	24.433	23.308	28.390	6'39.835	7'55.966P	195,3 18:32'02.648
10	3'44.683	23.872	34.022	30.888	5'13.465P	165,9 18:37'16.113
11	28.871	23.521	31.281	29.318	1'52.991	192,5 18:39'09.104
12	24.501	23.420	27.707	20.919	1'36.547C	194,2 18:40'45.651
13	24.456	23.303	<b>27.484</b>	21.012	1'36.255	194,2 18:42'21.906
14	24.259	23.280	27.504	20.915	1'35.958	193,9 18:43'57.864
15	24.219	23.363	27.654	21.026	1'36.262	193,2 18:45'34.126
16	24.344	23.342	27.511	21.013	1'36.210	194,2 18:47'10.336
17	25.937	29.852	55.803	40.664	2'32.256	82,8 18:49'42.592
18	47.053	49.867	1'02.723	1'08.257	3'47.900	78,9 18:53'30.492
19	25.127	23.595	27.921	20.975	1'37.618	193,5 18:55'08.110
20	24.286	23.389	27.694	20.958	1'36.327	194,2 18:56'44.437
21	24.355	23.243	27.612	20.967	1'36.177	194,6 18:58'20.614
22	24.256	<b>23.215</b>	27.492	<b>20.900</b>	<b>1'35.863</b>	193,9 18:59'56.477

30/07/2020

P = Pits In/Out - C = Lap Time Cancelled



# ACI Racing Weekend Misano 30 Luglio-2 Agosto 2020

## Italian F4 Championship Powered by Abarth - Sector and Speeds Free Practice 1

Misano Circuit Sic 58 4.226 m

BEST LAP			
1	51 PIZZI	Francesco	Tatuus F4 T-014 Abarth 1'35.090
2	46 MINI	Gabriele	Tatuus F4 T-014 Abarth 1'35.473
3	6 MONTOYA	Sebastian	Tatuus F4 T-014 Abarth 1'35.553
4	14 UGRAN	Filip	Tatuus F4 T-014 Abarth 1'35.607
5	7 BEGANOVIC	Dino	Tatuus F4 T-014 Abarth 1'35.646
6	84 SIMONAZZI	Francesco	Tatuus F4 T-014 Abarth 1'35.863
7	77 ROSSO	Andrea	Tatuus F4 T-014 Abarth 1'35.866
8	35 DELLI GUANTI	Pietro	Tatuus F4 T-014 Abarth 1'35.962
9	19 OGAARD	Sebastian	Tatuus F4 T-014 Abarth 1'36.126
10	48 SALMENAUTIO	Jesse	Tatuus F4 T-014 Abarth 1'36.188
11	78 KAPRZYK	Mateusz	Tatuus F4 T-014 Abarth 1'36.245
12	85 BORTOLETO	Gabriel	Tatuus F4 T-014 Abarth 1'36.471
13	13 FERATI	Jasin	Tatuus F4 T-014 Abarth 1'36.478
14	66 CHOVANEK	Zdenek	Tatuus F4 T-014 Abarth 1'36.520
15	21 GNOS	Axel	Tatuus F4 T-014 Abarth 1'36.677
16	72 FORNAROLI	Leonardo	Tatuus F4 T-014 Abarth 1'36.770
17	11 PATTERSON	Dexter Macham	Tatuus F4 T-014 Abarth 1'36.984
18	27 FREYMUTH	Sebastian	Tatuus F4 T-014 Abarth 1'37.074
19	88 AL QUBAIS	Hamda	Tatuus F4 T-014 Abarth 1'37.350
20	8 CENYU	Han	Tatuus F4 T-014 Abarth 1'37.560
21	15 WISNICKI	Piotr	Tatuus F4 T-014 Abarth 1'37.841
22	86 VALINT	Bence	Tatuus F4 T-014 Abarth 1'38.228

SPEED			
1	19 OGAARD	Sebastian	Tatuus F4 T-014 Abarth 198,5
2	51 PIZZI	Francesco	Tatuus F4 T-014 Abarth 198,5
3	14 UGRAN	Filip	Tatuus F4 T-014 Abarth 197,1
4	35 DELLI GUANTI	Pietro	Tatuus F4 T-014 Abarth 196,4
5	11 PATTERSON	Dexter Macham	Tatuus F4 T-014 Abarth 196,4
6	84 SIMONAZZI	Francesco	Tatuus F4 T-014 Abarth 196,0
7	13 FERATI	Jasin	Tatuus F4 T-014 Abarth 196,0
8	6 MONTOYA	Sebastian	Tatuus F4 T-014 Abarth 196,0
9	77 ROSSO	Andrea	Tatuus F4 T-014 Abarth 195,7
10	48 SALMENAUTIO	Jesse	Tatuus F4 T-014 Abarth 195,7
11	21 GNOS	Axel	Tatuus F4 T-014 Abarth 195,7
12	7 BEGANOVIC	Dino	Tatuus F4 T-014 Abarth 195,3
13	46 MINI	Gabriele	Tatuus F4 T-014 Abarth 195,3
14	88 AL QUBAIS	Hamda	Tatuus F4 T-014 Abarth 195,3
15	66 CHOVANEK	Zdenek	Tatuus F4 T-014 Abarth 194,9
16	78 KAPRZYK	Mateusz	Tatuus F4 T-014 Abarth 194,6
17	85 BORTOLETO	Gabriel	Tatuus F4 T-014 Abarth 193,5
18	86 VALINT	Bence	Tatuus F4 T-014 Abarth 193,2
19	15 WISNICKI	Piotr	Tatuus F4 T-014 Abarth 192,9
20	27 FREYMUTH	Sebastian	Tatuus F4 T-014 Abarth 192,5
21	72 FORNAROLI	Leonardo	Tatuus F4 T-014 Abarth 192,2
22	8 CENYU	Han	Tatuus F4 T-014 Abarth 191,8

SEG. 1		
1	51 PIZZI	Francesco 24.196
2	84 SIMONAZZI	Francesco 24.200
3	6 MONTOYA	Sebastian 24.266
4	46 MINI	Gabriele 24.307
5	7 BEGANOVIC	Dino 24.322
6	48 SALMENAUTIO	Jesse 24.361
7	14 UGRAN	Filip 24.378
8	19 OGAARD	Sebastian 24.378
9	85 BORTOLETO	Gabriel 24.382
10	77 ROSSO	Andrea 24.390
11	35 DELLI GUANTI	Pietro 24.402
12	78 KAPRZYK	Mateusz 24.430
13	66 CHOVANEK	Zdenek 24.457
14	13 FERATI	Jasin 24.486
15	8 CENYU	Han 24.536
16	72 FORNAROLI	Leonardo 24.567
17	27 FREYMUTH	Sebastian 24.607
18	11 PATTERSON	Dexter Mac 24.616
19	21 GNOS	Axel 24.687
20	88 AL QUBAIS	Hamda 24.729
21	15 WISNICKI	Piotr 24.817
22	86 VALINT	Bence 24.946

SEG. 2		
1	51 PIZZI	Francesco 22.959
2	6 MONTOYA	Sebastian 23.006
3	46 MINI	Gabriele 23.035
4	7 BEGANOVIC	Dino 23.051
5	14 UGRAN	Filip 23.076
6	77 ROSSO	Andrea 23.108
7	78 KAPRZYK	Mateusz 23.116
8	35 DELLI GUANTI	Pietro 23.119
9	85 BORTOLETO	Gabriel 23.159
10	19 OGAARD	Sebastian 23.173
11	66 CHOVANEK	Zdenek 23.176
12	48 SALMENAUTIO	Jesse 23.191
13	21 GNOS	Axel 23.206
14	84 SIMONAZZI	Francesco 23.215
15	13 FERATI	Jasin 23.232
16	72 FORNAROLI	Leonardo 23.237
17	27 FREYMUTH	Sebastian 23.348
18	11 PATTERSON	Dexter Mac 23.386
19	88 AL QUBAIS	Hamda 23.433
20	8 CENYU	Han 23.446
21	15 WISNICKI	Piotr 23.482
22	86 VALINT	Bence 23.749

SEG. 3		
1	51 PIZZI	Francesco 27.150
2	46 MINI	Gabriele 27.220
3	7 BEGANOVIC	Dino 27.229
4	14 UGRAN	Filip 27.283
5	6 MONTOYA	Sebastian 27.367
6	35 DELLI GUANTI	Pietro 27.392
7	77 ROSSO	Andrea 27.429
8	48 SALMENAUTIO	Jesse 27.446
9	21 GNOS	Axel 27.449
10	13 FERATI	Jasin 27.461
11	19 OGAARD	Sebastian 27.479
12	84 SIMONAZZI	Francesco 27.484
13	78 KAPRZYK	Mateusz 27.490
14	85 BORTOLETO	Gabriel 27.557
15	66 CHOVANEK	Zdenek 27.659
16	15 WISNICKI	Piotr 27.722
17	72 FORNAROLI	Leonardo 27.722
18	88 AL QUBAIS	Hamda 27.801
19	11 PATTERSON	Dexter Mac 27.804
20	27 FREYMUTH	Sebastian 27.865
21	86 VALINT	Bence 28.000
22	8 CENYU	Han 28.050

SEG. 4		
1	51 PIZZI	Francesco 20.716
2	46 MINI	Gabriele 20.725
3	6 MONTOYA	Sebastian 20.754
4	14 UGRAN	Filip 20.775
5	7 BEGANOVIC	Dino 20.874
6	77 ROSSO	Andrea 20.886
7	35 DELLI GUANTI	Pietro 20.897
8	84 SIMONAZZI	Francesco 20.900
9	85 BORTOLETO	Gabriel 20.902
10	78 KAPRZYK	Mateusz 20.933
11	72 FORNAROLI	Leonardo 20.958
12	13 FERATI	Jasin 20.994
13	19 OGAARD	Sebastian 21.008
14	48 SALMENAUTIO	Jesse 21.019
15	66 CHOVANEK	Zdenek 21.019
16	21 GNOS	Axel 21.035
17	27 FREYMUTH	Sebastian 21.140
18	11 PATTERSON	Dexter Mac 21.170
19	8 CENYU	Han 21.191
20	88 AL QUBAIS	Hamda 21.281
21	15 WISNICKI	Piotr 21.312
22	86 VALINT	Bence 21.456

30/07/2020