

# ACI Racing Weekend Mugello 01-04 Ottobre 2020

## Formula Regional European Championship - Results Race 3

Aut. Int. Mugello Auto 5.245 m

Laps 19 = 99,655 km - Avg 181,492 km/h - Race Time 32'56.710

No.	Driver	Nat	Entrant	Team	Car	Class	Laps	Time	Gap	Rel.	Fastest Lap	
1	<b>14 LECLERC</b> Arthur	MON	Prema Powerteam	Prema Powerteam	F3 Tatuus 318 A.R.	R	19	32'56.710		9	1'42.766	
2	<b>10 PETECOF</b> Gianluca	BRA	Prema Powerteam	Prema Powerteam	F3 Tatuus 318 A.R.	R	19	32'57.947	<b>1.237</b>	<b>1.237</b>	9	<b>1'42.535</b>
3	<b>6 RASMUSSEN</b> Oliver	DEN	Prema Powerteam	Prema Powerteam	F3 Tatuus 318 A.R.	R	19	33'02.709	<b>5.999</b>	<b>4.762</b>	17	1'43.076
4	<b>5 PASMA</b> Patrick	FIN	KIC Motorsport	KIC Motorsport	F3 Tatuus 318 A.R.		19	33'18.221	<b>21.511</b>	<b>15.512</b>	13	1'43.747
5	<b>40 LAPPALAINEN</b> Konsta	FIN	KIC Motorsport	KIC Motorsport	F3 Tatuus 318 A.R.		19	33'24.847	<b>28.137</b>	<b>6.626</b>	4	1'43.996
6	<b>11 FAMULARO</b> Alessandro	VEN	Van Amersfoort Racing	Van Amersfoort Racing	F3 Tatuus 318 A.R.	R	19	33'27.236	<b>30.526</b>	<b>2.389</b>	5	1'44.420
7	<b>3 CHOVET</b> Pierre Louis	FRA	Van Amersfoort Racing	Van Amersfoort Racing	F3 Tatuus 318 A.R.	R	19	33'27.525	<b>30.815</b>	<b>0.289</b>	12	1'44.264
8	<b>55 CHADWICK</b> Jamie Laura	GBR	Prema Powerteam	Prema Powerteam	F3 Tatuus 318 A.R.		19	33'35.121	<b>38.411</b>	<b>7.596</b>	19	1'44.768
9	<b>41 PESCE</b> Emilio	ITA	DR Formula RP Motorsport	DR Formula RP Motorsport	F3 Tatuus 318 A.R.	R	19	33'45.794	<b>49.084</b>	<b>10.673</b>	13	1'44.748
10	<b>33 HENRION</b> Gillian	FRA	Henrion Samuel GTE	Gillian Track Events GTE	F3 Tatuus 318 A.R.	R	19	33'57.618	<b>1'00.908</b>	<b>11.824</b>	4	1'45.515
11	<b>99 COLA</b> Andrea	ITA	Monolite Racing	Monolite Racing	F3 Tatuus 318 A.R.	R	17	30'51.678	<b>2 Laps</b>	<b>2 Laps</b>	17	1'46.512
----- <b>Not Classified</b> -----												
RETP	<b>4 VIPS</b> Juri	EST	KIC Motorsport	KIC Motorsport	F3 Tatuus 318 A.R.		5	14'16.833	<b>14 Laps</b>		4	1'44.545

Starting: 12    Classified: 11    Not Classified: 0    Retired: 1    Not Started: 0  
 Fastest Lap N. 9    No. 10 Gianluca Petecof    Time 1'42.535    Avg. 184,152 Km/h

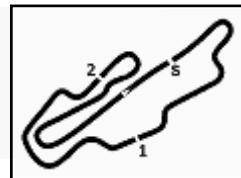
Driver n° 4 (Vips J.) Time Penalty of 2 min to race time (Short Cut)

Humidity:	68%	AIR	18°C
Condition:	WET	Temp:	16°C

Race Director : Alessandro Ferrari

Clerk of the Course : Antonio Canu

04/10/2020    Start 15:43    End 16:17



# ACI Racing Weekend Mugello 01-04 Ottobre 2020

## Formula Regional European Championship - Results by Class Race 3

Aut. Int. Mugello Auto 5.245 m

### Rookie

Laps 19 = 99,655 km - Avg 181,492 km/h - Race Time 32'56.710

No.	Driver	Nat	Entrant	Team	Car	Laps	Time	Gap	Rel.	Fastest Lap	
1	<b>14 LECLERC</b> Arthur	MON	Prema Powerteam	Prema Powerteam	F3 Tatuus 318 A.R.	19	32'56.710		9	1'42.766	
2	<b>10 PETECOF</b> Gianluca	BRA	Prema Powerteam	Prema Powerteam	F3 Tatuus 318 A.R.	19	32'57.947	<b>1.237</b>	<b>1.237</b>	9	<b>1'42.535</b>
3	<b>6 RASMUSSEN</b> Oliver	DEN	Prema Powerteam	Prema Powerteam	F3 Tatuus 318 A.R.	19	33'02.709	<b>5.999</b>	<b>4.762</b>	17	1'43.076
4	<b>11 FAMULARO</b> Alessandro	VEN	Van Amersfoort Racing	Van Amersfoort Racing	F3 Tatuus 318 A.R.	19	33'27.236	<b>30.526</b>	<b>24.527</b>	5	1'44.420
5	<b>3 CHOVET</b> Pierre Louis	FRA	Van Amersfoort Racing	Van Amersfoort Racing	F3 Tatuus 318 A.R.	19	33'27.525	<b>30.815</b>	<b>0.289</b>	12	1'44.264
6	<b>41 PESCE</b> Emilio	ITA	DR Formula RP Motorsport	DR Formula RP Motorsport	F3 Tatuus 318 A.R.	19	33'45.794	<b>49.084</b>	<b>18.269</b>	13	1'44.748
7	<b>33 HENRION</b> Gillian	FRA	Henrion Samuel GTE	Gillian Track Events GTE	F3 Tatuus 318 A.R.	19	33'57.618	<b>1'00.908</b>	<b>11.824</b>	4	1'45.515
8	<b>99 COLA</b> Andrea	ITA	Monolite Racing	Monolite Racing	F3 Tatuus 318 A.R.	17	30'51.678	<b>2 Laps</b>	<b>2 Laps</b>	17	1'46.512

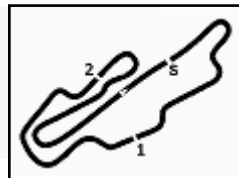
Starting: 8    Classified: 8    Not Classified: 0    Retired: 0    Not Started: 0  
 Fastest Lap N. 9    No. 10 Gianluca Petecof    Time 1'42.535    Avg. 184,152 Km/h

Humidity:	68%	AIR:	18°C
Condition:	WET	Temp:	16°C

Race Director : Alessandro Ferrari

Clerk of the Course : Antonio Canu

04/10/2020    Start 15:43    End 16:17



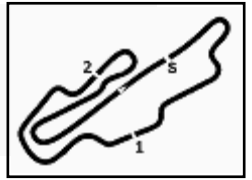
# ACI Racing Weekend Mugello 01-04 Ottobre 2020

## Formula Regional European Championship - Lap Chart Race 3

Aut. Int. Mugello Auto 5.245 m

		Lap																		
	1	2	3	4	5	6	7	8	9	10	11	12	13	14	15	16	17	18	19	
1	10	10	14	14	14	14	14	14	14	14	14	14	14	14	14	14	14	14	14	14
2	6	14	10	10	10	10	10	10	10	10	10	10	10	10	10	10	10	10	10	10
3	14	6	6	6	6	6	6	6	6	6	6	6	6	6	6	6	6	6	6	6
4	40	40	40	40	40	40	40	40	40	40	40	5	5	5	5	5	5	5	5	5
5	5	5	5	5	5	5	5	5	5	5	40	40	40	40	40	40	40	40	40	40
6	11	11	11	11	11	11	11	11	11	11	11	11	11	11	11	11	11	11	11	11
7	3	3	3	3	3	3	3	3	3	3	3	3	3	3	3	3	3	3	3	3
8	4	4	4	4	55	55	55	55	55	55	55	55	55	55	55	55	55	55	55	55
9	55	55	55	55	33	33	33	33	33	33	41	41	41	41	41	41	41	41	41	41
10	33	33	33	33	41	41	41	41	41	41	33	33	33	33	33	33	33	33	33	33
11	41	41	41	41	99	99	99	99	99	99	99	99	99	99	99	99	99	99	99	99
12	99	99	99	99	4															

Final Result			
1	14	LECLERC A.	Laps 19
2	10	PETECOF G.	1.237
3	6	RASMUSSEN O.	5.999
4	5	PASMA P.	21.511
5	40	LAPPALAINEN K.	28.137
6	11	FAMULARO A.	30.526
7	3	CHOVET P.	30.815
8	55	CHADWICK J.	38.411
9	41	PESCE E.	49.084
10	33	HENRION G.	1'00.908
11	99	COLA A.	2 Laps
RET	4	VIPS J. (P)	14 Laps



# ACI Racing Weekend Mugello 01-04 Ottobre 2020

## Formula Regional European Championship - Sector and Speeds Race 3

Aut. Int. Mugello Auto 5.245 m

### RESULTS

1	14	LECLERC Arthur	F3 Tatuus 318 A.R.	Laps 19
2	10	PETECOF Gianluca	F3 Tatuus 318 A.R.	1.237
3	6	RASMUSSEN Oliver	F3 Tatuus 318 A.R.	5.999
4	5	PASMA Patrick	F3 Tatuus 318 A.R.	21.511
5	40	LAPPALAINEN Konsta	F3 Tatuus 318 A.R.	28.137
6	11	FAMULARO Alessandro	F3 Tatuus 318 A.R.	30.526
7	3	CHOVET Pierre Louis	F3 Tatuus 318 A.R.	30.815
8	55	CHADWICK Jamie Laura	F3 Tatuus 318 A.R.	38.411
9	41	PESCE Emilio	F3 Tatuus 318 A.R.	49.084
10	33	HENRION Gillian	F3 Tatuus 318 A.R.	1'00.908
11	99	COLA Andrea	F3 Tatuus 318 A.R.	2 Laps
RET	4	VIPS Juri	F3 Tatuus 318 A.R.	14 Laps

### SPEED

1	5	PASMA Patrick	F3 Tatuus 318 A.R.	245,5
2	3	CHOVET Pierre Louis	F3 Tatuus 318 A.R.	244,9
3	41	PESCE Emilio	F3 Tatuus 318 A.R.	243,8
4	33	HENRION Gillian	F3 Tatuus 318 A.R.	243,8
5	6	RASMUSSEN Oliver	F3 Tatuus 318 A.R.	243,2
6	55	CHADWICK Jamie Laura	F3 Tatuus 318 A.R.	242,7
7	14	LECLERC Arthur	F3 Tatuus 318 A.R.	242,2
8	40	LAPPALAINEN Konsta	F3 Tatuus 318 A.R.	241,6
9	10	PETECOF Gianluca	F3 Tatuus 318 A.R.	240,5
10	11	FAMULARO Alessandro	F3 Tatuus 318 A.R.	239,5
11	4	VIPS Juri	F3 Tatuus 318 A.R.	238,4
12	99	COLA Andrea	F3 Tatuus 318 A.R.	236,8

### SEG. 1

1	10	PETECOF Gianluca	35.415
2	14	LECLERC Arthur	35.435
3	6	RASMUSSEN Oliver	35.623
4	40	LAPPALAINEN Konsta	35.903
5	5	PASMA Patrick	35.935
6	3	CHOVET Pierre Louis	36.008
7	11	FAMULARO Alessandro	36.066
8	4	VIPS Juri	36.112
9	55	CHADWICK Jamie Laura	36.163
10	41	PESCE Emilio	36.196
11	33	HENRION Gillian	36.579
12	99	COLA Andrea	36.956

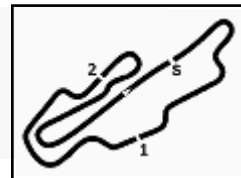
### SEG. 2

1	10	PETECOF Gianluca	30.151
2	14	LECLERC Arthur	30.173
3	6	RASMUSSEN Oliver	30.311
4	5	PASMA Patrick	30.540
5	40	LAPPALAINEN Konsta	30.778
6	4	VIPS Juri	30.811
7	41	PESCE Emilio	30.889
8	11	FAMULARO Alessandro	30.979
9	3	CHOVET Pierre Louis	31.003
10	55	CHADWICK Jamie Laura	31.142
11	33	HENRION Gillian	31.376
12	99	COLA Andrea	31.571

### SEG. 3

1	14	LECLERC Arthur	36.741
2	10	PETECOF Gianluca	36.864
3	6	RASMUSSEN Oliver	37.004
4	3	CHOVET Pierre Louis	37.061
5	5	PASMA Patrick	37.096
6	11	FAMULARO Alessandro	37.168
7	40	LAPPALAINEN Konsta	37.263
8	55	CHADWICK Jamie Laura	37.325
9	4	VIPS Juri	37.403
10	33	HENRION Gillian	37.416
11	41	PESCE Emilio	37.497
12	99	COLA Andrea	37.880

04/10/2020



### ACI Racing Weekend Mugello 01-04 Ottobre 2020 Formula Regional European Championship - Analysis Race 3

Aut. Int. Mugello Auto 5.245 m

Start at 15:42'58.401

1 / 3

3 P. CHOVEL (1'44.264)						
Lap	Seg.1	Seg.2	Seg.3	Lap Time	km/h	Local Time
1		34.398	37.604	2'00.383		15:44'58.784
2	37.240	31.274	37.163	1'45.677	241,1	15:46'44.461
3	36.759	31.035	37.198	1'44.992	<b>244,9</b>	15:48'29.453
4	36.198	31.119	37.194	1'44.511	242,7	15:50'13.964
5	36.153	31.052	37.521	1'44.726	241,1	15:51'58.690
6	36.196	31.187	37.256	1'44.639	240,5	15:53'43.329
7	36.225	<b>31.003</b>	37.351	1'44.579	242,2	15:55'27.908
8	36.094	31.081	37.300	1'44.475	240,5	15:57'12.383
9	<b>36.008</b>	31.220	37.375	1'44.603	240,5	15:58'56.986
10	36.090	31.051	37.155	1'44.296	238,9	16:00'41.282
11	36.459	31.244	37.270	1'44.973	242,7	16:02'26.255
12	36.098	31.105	<b>37.061</b>	<b>1'44.264</b>	241,6	16:04'10.519
13	36.758	31.741	37.242	1'45.741	242,7	16:05'56.260
14	36.395	31.052	37.259	1'44.706	241,6	16:07'40.966
15	36.289	31.199	37.309	1'44.797	241,6	16:09'25.763
16	36.137	31.107	37.481	1'44.725	240,5	16:11'10.488
17	36.162	31.466	37.355	1'44.983	240,0	16:12'55.471
18	36.340	31.298	37.571	1'45.209	240,5	16:14'40.680
19	36.316	31.377	37.553	1'45.246	238,9	16:16'25.926
Race Time 33'27.525						

4 J. VIPS (1'44.545)						
Lap	Seg.1	Seg.2	Seg.3	Lap Time	km/h	Local Time
1		34.235	38.094	2'00.980		15:44'59.381
2	37.110	31.211	<b>37.403</b>	1'45.724	<b>238,4</b>	15:46'45.105
3	36.457	30.918	37.658	1'45.033	229,8	15:48'30.138
4	<b>36.112</b>	<b>30.811</b>	37.622	<b>1'44.545</b>	228,8	15:50'14.683
5	36.493			5'00.551P	227,8	15:55'15.234
Race Time 12'16.833 + 2'00.000Pen						

5 P. PASMA (1'43.747)						
Lap	Seg.1	Seg.2	Seg.3	Lap Time	km/h	Local Time
1		33.257	37.698	1'58.754		15:44'57.155
2	37.062	31.679	<b>37.096</b>	1'45.837	240,5	15:46'42.992
3	36.594	31.284	37.194	1'45.072	<b>245,5</b>	15:48'28.064
4	36.012	31.143	37.201	1'44.356	242,7	15:50'12.420
5	36.101	31.131	37.286	1'44.518	240,5	15:51'56.938
6	36.271	31.024	37.408	1'44.703	238,9	15:53'41.641
7	36.238	31.033	37.300	1'44.571	239,5	15:55'26.212
8	36.114	30.842	37.349	1'44.305	240,0	15:57'10.517
9	36.013	30.843	37.310	1'44.166	240,0	15:58'54.683
10	36.290	30.932	37.321	1'44.543	242,2	16:00'39.226
11	35.943	30.541	37.321	1'43.805	243,8	16:02'23.031
12	36.029	30.544	37.252	1'43.825	236,3	16:04'06.856
13	35.943	<b>30.540</b>	37.264	<b>1'43.747</b>	235,8	16:05'50.603
14	<b>35.935</b>	30.687	37.444	1'44.066	235,8	16:07'34.669
15	36.049	30.706	37.541	1'44.296	235,8	16:09'18.965
16	36.042	31.087	37.345	1'44.474	236,3	16:11'03.439
17	36.253	30.742	37.584	1'44.579	236,8	16:12'48.018
18	36.104	30.784	37.238	1'44.126	236,3	16:14'32.144
19	36.106	31.063	37.309	1'44.478	235,8	16:16'16.622
Race Time 33'18.221						

6 O. RASMUSSEN (1'43.076)						
Lap	Seg.1	Seg.2	Seg.3	Lap Time	km/h	Local Time
1		32.955	37.611	1'56.750		15:44'55.151
2	38.483	31.197	37.130	1'46.810	<b>243,2</b>	15:46'41.961
3	36.453	30.680	37.047	1'44.180	237,9	15:48'26.141
4	35.732	30.736	37.028	1'43.496	238,4	15:50'09.637
5	35.741	30.584	37.048	1'43.373	237,9	15:51'53.010
6	36.057	30.753	37.071	1'43.881	237,9	15:53'36.891
7	36.031	30.679	37.189	1'43.899	237,9	15:55'20.790

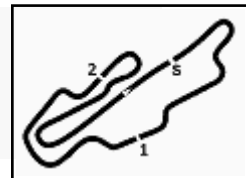
8	35.712	30.318	37.131	1'43.161	237,9	15:57'03.951
9	35.711	30.451	37.037	1'43.199	238,4	15:58'47.150
10	35.694	30.433	37.064	1'43.191	237,4	16:00'30.341
11	35.713	30.587	37.217	1'43.517	237,4	16:02'13.858
12	35.805	30.451	37.163	1'43.419	237,9	16:03'57.277
13	35.832	30.643	37.122	1'43.597	236,8	16:05'40.874
14	35.786	30.541	37.093	1'43.420	236,3	16:07'24.294
15	35.937	30.697	37.073	1'43.707	236,3	16:09'08.001
16	35.791	30.512	<b>37.004</b>	1'43.307	237,9	16:10'51.308
17	35.757	<b>30.311</b>	37.008	<b>1'43.076</b>	237,4	16:12'34.384
18	35.783	30.496	37.008	1'43.287	236,8	16:14'17.671
19	<b>35.623</b>	30.507	37.309	1'43.439	237,9	16:16'01.110
Race Time 33'02.709						

10 G. PETECOF (1'42.535)						
Lap	Seg.1	Seg.2	Seg.3	Lap Time	km/h	Local Time
1		32.909	37.804	1'56.466		15:44'54.867
2	36.957	31.111	37.213	1'45.281	237,9	15:46'40.148
3	36.982	30.691	36.936	1'44.609	235,3	15:48'24.757
4	35.595	30.265	36.933	1'42.793	239,5	15:50'07.550
5	35.647	30.563	36.942	1'43.152	239,5	15:51'50.702
6	35.876	30.614	36.961	1'43.451	238,9	15:53'34.153
7	35.822	30.468	<b>36.864</b>	1'43.154	237,9	15:55'17.307
8	35.594	30.230	36.868	1'42.692	238,4	15:56'59.999
9	35.440	<b>30.151</b>	36.944	<b>1'42.535</b>	238,9	15:58'42.534
10	<b>35.415</b>	30.349	36.979	1'42.743	<b>240,5</b>	16:00'25.277
11	35.521	30.287	36.978	1'42.786	238,9	16:02'08.063
12	35.546	30.203	37.025	1'42.774	238,9	16:03'50.837
13	35.942	30.584	37.025	1'43.551	<b>240,5</b>	16:05'34.388
14	35.687	30.600	37.059	1'43.346	239,5	16:07'17.734
15	35.701	30.840	36.972	1'43.513	238,4	16:09'01.247
16	35.839	30.549	36.922	1'43.310	238,9	16:10'44.557
17	35.753	30.326	37.092	1'43.171	238,9	16:12'27.728
18	36.433	31.443	37.063	1'44.939	240,0	16:14'12.667
19	35.878	30.777	37.026	1'43.681	238,4	16:15'56.348
Race Time 32'57.947						

11 A. FAMULARO (1'44.420)						
Lap	Seg.1	Seg.2	Seg.3	Lap Time	km/h	Local Time
1		33.606	37.776	1'59.773		15:44'58.174
2	37.372	31.219	37.411	1'46.002	<b>239,5</b>	15:46'44.176
3	36.396	30.981	37.359	1'44.736	<b>239,5</b>	15:48'28.912
4	36.127	31.220	<b>37.168</b>	1'44.515	238,4	15:50'13.427
5	36.205	<b>30.979</b>	37.236	<b>1'44.420</b>	<b>239,5</b>	15:51'57.847
6	36.415	31.058	37.293	1'44.766	238,9	15:53'42.613
7	36.208	31.145	37.306	1'44.659	238,9	15:55'27.272
8	36.206	31.099	37.227	1'44.532	238,9	15:57'11.804
9	<b>36.066</b>	31.109	37.287	1'44.462	238,4	15:58'56.266
10	36.069	31.129	37.473	1'44.671	237,4	16:00'40.937
11	36.404	31.020	37.257	1'44.681	238,4	16:02'25.618
12	36.195	31.143	37.315	1'44.653	238,4	16:04'10.271
13	36.836	31.420	37.344	1'45.600	238,4	16:05'55.871
14	36.309	31.059	37.322	1'44.690	235,8	16:07'40.561
15	36.282	31.060	37.302	1'44.644	236,3	16:09'25.205
16	36.222	31.152	37.270	1'44.644	236,8	16:11'09.849
17	36.449	31.296	37.370	1'45.115	237,4	16:12'54.964
18	36.447	31.256	37.400	1'45.103	236,8	16:14'40.067
19	36.478	31.474	37.618	1'45.570	236,8	16:16'25.637
Race Time 33'27.236						

14 A. LECLERC (1'42.766)						
Lap	Seg.1	Seg.2	Seg.3	Lap Time	km/h	Local Time
1		33.006	37.679	1'57.193		15:44'55.594
2	36.800	31.014	36.781	1'44.595	<b>242,2</b>	15:46'40.189

04/10/2020 P = Pits In/Out - C = Lap Time Cancelled



**ACI Racing Weekend Mugello 01-04 Ottobre 2020**  
**Formula Regional European Championship - Analysis Race 3**

Aut. Int. Mugello Auto 5.245 m

Start at 15:42'58.401

Race Time 33'24.847

3	36.693	30.173	36.741	1'43.607	237,4	15:48'23.796
4	35.599	30.196	37.024	1'42.819	235,8	15:50'06.615
5	35.653	30.272	36.952	1'42.877	236,8	15:51'49.492
6	35.916	30.303	37.023	1'43.242	236,8	15:53'32.734
7	36.017	30.197	37.026	1'43.240	237,4	15:55'15.974
8	35.636	30.184	37.034	1'42.854	236,3	15:56'58.828
9	35.435	30.297	37.034	1'42.766	236,3	15:58'41.594
10	35.612	30.217	37.038	1'42.867	236,3	16:00'24.461
11	35.534	30.218	37.051	1'42.803	236,3	16:02'07.264
12	35.559	30.308	37.286	1'43.153	234,3	16:03'50.417
13	35.790	30.309	37.053	1'43.152	233,8	16:05'33.569
14	35.631	30.203	36.945	1'42.779	235,8	16:07'16.348
15	35.742	30.456	37.108	1'43.306	235,8	16:08'59.654
16	35.997	30.512	37.112	1'43.621	234,3	16:10'43.275
17	35.951	30.672	37.140	1'43.763	236,3	16:12'27.038
18	35.893	30.745	37.270	1'43.908	234,8	16:14'10.946
19	35.948	30.987	37.230	1'44.165	235,3	16:15'55.111

Race Time 32'56.710

**41 E. PESCE (1'44.748)**

Lap	Seg.1	Seg.2	Seg.3	Lap Time	km/h	Local Time
1		35.224	38.452	2'02.930		15:45'01.331
2	37.761	32.553	37.874	1'48.188	239,5	15:46'49.519
3	36.738	31.509	37.695	1'45.942	239,5	15:48'35.461
4	36.546	31.388	37.549	1'45.483	238,9	15:50'20.944
5	36.377	31.355	37.727	1'45.459	239,5	15:52'06.403
6	36.458	31.248	37.692	1'45.398	238,9	15:53'51.801
7	36.348	31.461	37.635	1'45.444	239,5	15:55'37.245
8	37.445	31.521	37.605	1'46.571	243,2	15:57'23.816
9	36.555	31.394	37.541	1'45.490	240,5	15:59'09.306
10	36.617	31.535	37.497	1'45.649	241,1	16:00'54.955
11	37.512	31.838	37.563	1'46.913	243,8	16:02'41.868
12	36.196	31.111	37.672	1'44.979	236,3	16:04'26.847
13	36.238	30.889	37.621	1'44.748	236,3	16:06'11.595
14	36.482	31.187	37.615	1'45.284	235,3	16:07'56.879
15	36.340	31.283	37.806	1'45.429	236,3	16:09'42.308
16	36.376	31.114	37.664	1'45.154	235,8	16:11'27.462
17	36.681	31.195	37.529	1'45.405	235,3	16:13'12.867
18	36.462	31.207	37.504	1'45.173	235,3	16:14'58.040
19	36.516	31.729	37.910	1'46.155	236,8	16:16'44.195

Race Time 33'45.794

**33 G. HENRION (1'45.515)**

Lap	Seg.1	Seg.2	Seg.3	Lap Time	km/h	Local Time
1		34.750	37.827	2'01.584		15:44'59.985
2	37.751	32.066	37.576	1'47.393	243,8	15:46'47.378
3	36.851	31.749	37.543	1'46.143	237,9	15:48'33.521
4	36.583	31.516	37.416	1'45.515	235,3	15:50'19.036
5	36.686	31.599	37.560	1'45.845	235,8	15:52'04.881
6	36.719	31.570	37.677	1'45.966	234,8	15:53'50.847
7	36.688	31.667	37.718	1'46.073	233,8	15:55'36.920
8	37.299	31.376	37.580	1'46.255	232,3	15:57'23.175
9	36.579	31.462	37.609	1'45.650	233,8	15:59'08.825
10	36.635	31.511	37.732	1'45.878	234,3	16:00'54.703
11	37.398	32.752	37.849	1'47.999	233,8	16:02'42.702
12	36.809	31.569	37.699	1'46.077	235,3	16:04'28.779
13	36.794	31.679	37.781	1'46.254	233,3	16:06'15.033
14	36.896	31.877	37.744	1'46.517	234,8	16:08'01.550
15	37.003	31.865	37.758	1'46.626	234,3	16:09'48.176
16	37.133	31.947	37.736	1'46.816	232,8	16:11'34.992
17	37.106	32.065	37.824	1'46.995	232,3	16:13'21.987
18	37.171	32.188	37.769	1'47.128	233,3	16:15'09.115
19	37.111	31.929	37.864	1'46.904	232,8	16:16'56.019

Race Time 33'57.618

**55 J. CHADWICK (1'44.768)**

Lap	Seg.1	Seg.2	Seg.3	Lap Time	km/h	Local Time
1		34.501	38.103	2'01.375		15:44'59.776
2	37.529	31.663	37.577	1'46.769	242,7	15:46'46.545
3	36.560	31.388	37.462	1'45.410	238,4	15:48'31.955
4	36.326	31.370	37.526	1'45.222	236,3	15:50'17.177
5	36.438	31.687	37.638	1'45.763	237,4	15:52'02.940
6	36.458	31.783	37.590	1'45.831	236,3	15:53'48.771
7	36.270	31.365	37.505	1'45.140	236,3	15:55'33.911
8	36.348	31.259	37.431	1'45.038	235,8	15:57'18.949
9	36.249	31.327	37.579	1'45.155	235,8	15:59'04.104
10	36.302	31.307	37.411	1'45.020	235,8	16:00'49.124
11	36.163	31.143	37.473	1'44.779	235,8	16:02'33.903
12	36.184	31.209	37.483	1'44.876	235,3	16:04'18.779
13	36.228	31.261	37.433	1'44.922	235,3	16:06'03.701
14	36.254	31.389	37.457	1'45.100	235,3	16:07'48.801
15	36.356	31.389	37.588	1'45.333	233,8	16:09'34.134
16	36.291	31.142	37.437	1'44.870	234,8	16:11'19.004
17	36.172	31.243	37.459	1'44.874	234,3	16:13'03.878
18	36.363	31.188	37.325	1'44.876	234,8	16:14'48.754
19	36.170	31.146	37.452	1'44.768	235,3	16:16'33.522

Race Time 33'35.121

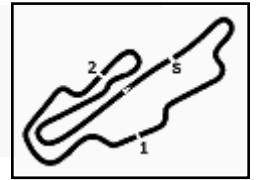
**99 A. COLA (1'46.512)**

Lap	Seg.1	Seg.2	Seg.3	Lap Time	km/h	Local Time
1		36.014	39.171	2'04.791		15:45'03.192
2	38.300	33.839	38.605	1'50.744	236,8	15:46'53.936
3	37.313	33.182	38.356	1'48.851	236,3	15:48'42.787
4	37.062	33.839	38.446	1'49.347	234,8	15:50'32.134
5	37.456	33.485	38.377	1'49.318	234,3	15:52'21.452
6	37.009	32.829	38.264	1'48.102	234,3	15:54'09.554
7	37.351	32.633	38.392	1'48.376	233,8	15:55'57.930
8	37.082	32.545	38.315	1'47.942	233,8	15:57'45.872
9	37.007	32.191	38.056	1'47.254	233,3	15:59'33.126
10	37.219	32.036	38.242	1'47.497	233,3	16:01'20.623
11	37.004	31.869	38.042	1'46.915	233,3	16:03'07.538
12	36.956	32.420	38.163	1'47.539	233,3	16:04'55.077
13	37.293	31.986	38.009	1'47.288	233,3	16:06'42.365
14	37.125	32.154	38.173	1'47.452	233,3	16:08'29.817

04/10/2020

P = Pits In/Out - C = Lap Time Cancelled





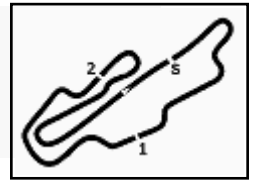
**ACI Racing Weekend Mugello 01-04 Ottobre 2020**  
**Formula Regional European Championship - Analysis Race 3**

Aut. Int. Mugello Auto 5.245 m

Start at 15:42'58.401

3 / 3

15	37.142	31.909	38.172	1'47.223	232,8	16:10'17.040
16	37.022	<b>31.571</b>	37.934	1'46.527	232,3	16:12'03.567
17	36.976	31.656	<b>37.880</b>	<b>1'46.512</b>	232,8	16:13'50.079
Race Time 30'51.678						



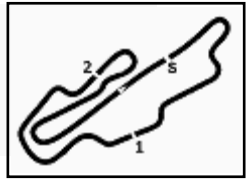
**ACI Racing Weekend Mugello 01-04 Ottobre 2020**  
**Formula Regional European Championship - Starting Grid Race3**  
 Duration: 30' +1 Lap

Aut. Int. Mugello Auto 5.245 m

6	33	<b>HENRION G.</b> F3 Tatuus 31 2'07.495	99	<b>COLA A.</b> F3 Tatuus 31 2'08.100
5	55	<b>CHADWICK J.</b> F3 Tatuus 31 2'01.345	41	<b>PESCE E.</b> F3 Tatuus 31 2'04.764
4	11	<b>FAMULARO A.</b> F3 Tatuus 31 2'00.517	4	<b>VIPS J.</b> F3 Tatuus 31 2'00.564
3	5	<b>PASMA P.</b> F3 Tatuus 31 1'59.727	3	<b>CHOVET P.</b> F3 Tatuus 31 2'00.150
2	10	<b>PETECOF G.</b> F3 Tatuus 31 1'58.991	40	<b>LAPPALAINEN K.</b> F3 Tatuus 31 1'59.348
1	14	<b>LECLERC A.</b> F3 Tatuus 31 1'58.103	6	<b>RASMUSSEN O.</b> F3 Tatuus 31 1'58.394

04/10/2020 Chairman of the Jury .....

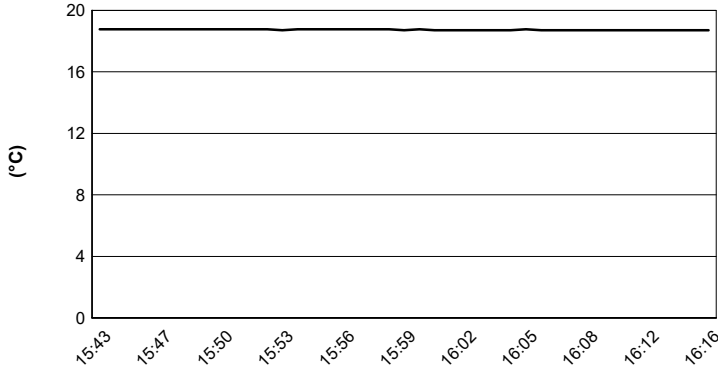




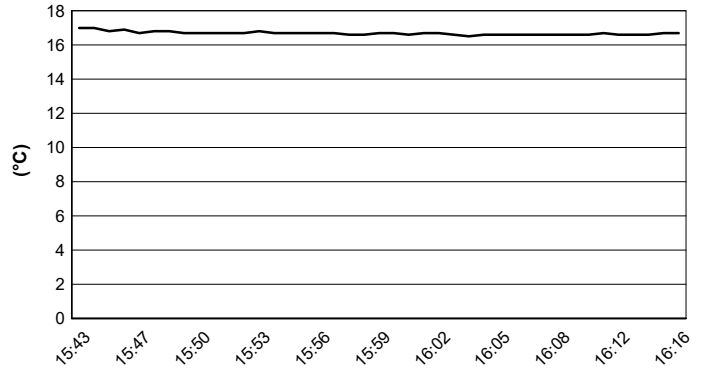
ACI Racing Weekend Mugello 01-04 Ottobre 2020  
Formula Regional European Championship - Weather Report Race 3  
Session started 15:43 - Session ended 16:17

Aut. Int. Mugello Auto 5.245 m

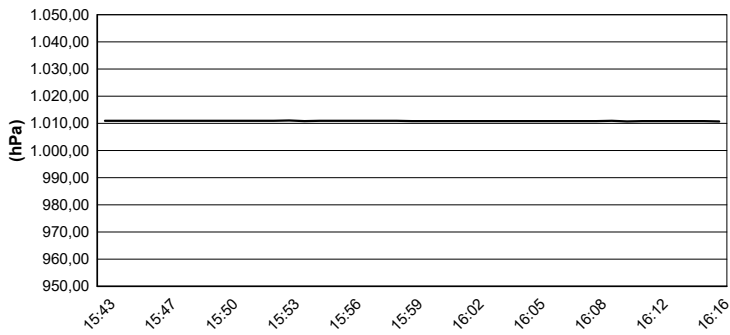
Air Temperature



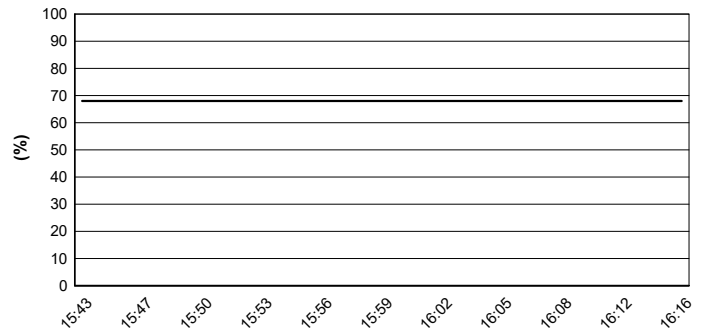
Track Temperature



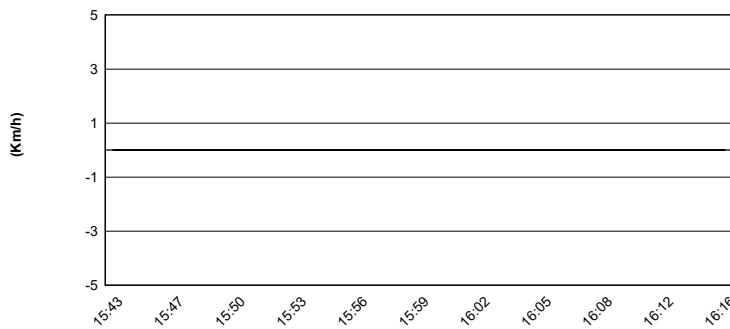
Air Pressure



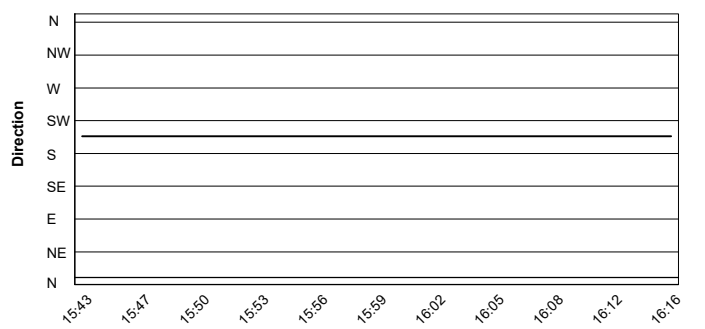
Humidity



Wind Speed



Wind Direction



04/10/2020