

ACI Racing Weekend Mugello 01-04 Ottobre 2020

Test Formula Regional + Italian F4 - Results Free Practice 1

Aut. Int. Mugello Auto 5.245 m

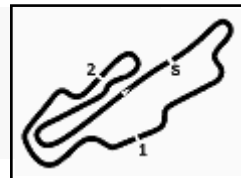
No. Driver	Nat	Entrant	Team	Car	Class	Time	Gap	Rel. Laps
1 114 LECLERC Arthur	MON	Prema Powerteam	Prema Powerteam	F3 Tatuus 318 A.R.	R	1'51.306		20
2 40 LAPPALAINEN Konsta	FIN	KIC Motorsport	KIC Motorsport	F3 Tatuus 318 A.R.	R	1'52.424	1.118	1.118 14
3 103 CHOVET Pierre Louis	FRA	Van Amersfoort Racing	Van Amersfoort Racing	F3 Tatuus 318 A.R.	R	1'52.910	1.604	0.486 16
4 106 RASMUSSEN Oliver	DEN	Prema Powerteam	Prema Powerteam	F3 Tatuus 318 A.R.	R	1'53.320	2.014	0.410 19
5 55 CHADWICK Jamie	GBR	Prema Powerteam	Prema Powerteam	F3 Tatuus 318 A.R.	R	1'55.344	4.038	2.024 19
6 10 PETECOF Gianluca	BRA	Prema Powerteam	Prema Powerteam	F3 Tatuus 318 A.R.	R	1'55.808	4.502	0.464 16
7 5 PASMA Patrick	FIN	KIC Motorsport	KIC Motorsport	F3 Tatuus 318 A.R.	R	1'56.111	4.805	0.303 11
8 4 VIPS Juri	EST	KIC Motorsport	KIC Motorsport	F3 Tatuus 318 A.R.	R	1'56.746	5.440	0.635 9
9 111 FAMULARO Alessandro	VEN	Van Amersfoort Racing	Van Amersfoort Racing	F3 Tatuus 318 A.R.	R	1'58.245	6.939	1.499 18
10 33 HENRION Gillian	FRA	Henrion Samuel GTE	Gillian Track Events GTE	F3 Tatuus 318 A.R.	R	1'59.508	8.202	1.263 9
11 85 BORTOLETO OLIVERA Gabriel	BRA	Prema Powerteam	Prema Powerteam	Tatuus F4 T-014 Abarth	R	1'59.757	8.451	0.249 18
12 46 MINI Gabriele	ITA	Prema Powerteam	Prema Powerteam	Tatuus F4 T-014 Abarth	R	2'00.097	8.791	0.340 19
13 41 PESCE Emilio	ITA	DR Formula RP Motorsport	DR Formula RP Motorsport	F3 Tatuus 318 A.R.	R	2'00.105	8.799	0.008 15
14 7 BEGANOVIC Dino	SWE	Prema Powerteam	Prema Powerteam	Tatuus F4 T-014 Abarth	R	2'00.727	9.421	0.622 18
15 77 ROSSO Andrea	ITA	Cram Motorsport	Cram Motorsport	Tatuus F4 T-014 Abarth	R	2'02.676	11.370	1.949 18
16 27 FREYMUTH Sebastian	DEU	AS Motorsport	AS Motorsport	Tatuus F4 T-014 Abarth	R	2'02.981	11.675	0.305 17
17 99 COLA Andrea	ITA	Monolite Racing	Monolite Racing	F3 Tatuus 318 A.R.	R	2'03.387	12.081	0.406 13
18 6 MONTROYA Sebastian	COL	Prema Powerteam	Prema Powerteam	Tatuus F4 T-014 Abarth	R	2'03.979	12.673	0.592 17
19 76 CATINO Vittorio	ITA	Cram Motorsport	Cram Motorsport	Tatuus F4 T-014 Abarth	R	2'04.230	12.924	0.251 19

Humidity:	94%	AIR	11°C
Condition:	DRY	Temp:	14°C

Race Director :

Clerk of the Course : Antonio Canu

01/10/2020 Start 09:00 End 09:53



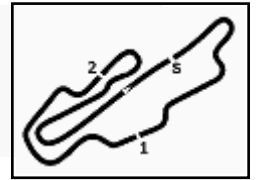
ACI Racing Weekend Mugello 01-04 Ottobre 2020

Test Formula Regional + Italian F4 - Ideal Times Free Practice 1

Aut. Int. Mugello Auto 5.245 m

No. Driver	Car	Seg. 1 Diff. 1	Seg. 2 Diff. 2	Seg. 3 Diff. 3	Ideal Time		
					Best Lap	Pos.	Diff.
1 114 LECLERC A. (MON)	F3 Tatuus 318 A.R.	39.063 +0.666	33.182	38.395	1'50.640 1'51.306	1	0.666
2 106 RASMUSSEN O. (DEN)	F3 Tatuus 318 A.R.	39.437 +0.592	32.895 +1.070	39.326	1'51.658 1'53.320	4	1.662
3 103 CHOVEL P. (FRA)	F3 Tatuus 318 A.R.	39.885 +0.905	33.870	38.250	1'52.005 1'52.910	3	0.905
4 40 LAPPALAINEN K. (FIN)	F3 Tatuus 318 A.R.	39.985	33.545	38.795 +0.099	1'52.325 1'52.424	2	0.099
5 55 CHADWICK J. (GBR)	F3 Tatuus 318 A.R.	40.374 +0.245	34.579 +0.358	39.788	1'54.744 1'55.344	5	0.603
6 5 PASMA P. (FIN)	F3 Tatuus 318 A.R.	40.570 +0.610	35.331	39.600	1'55.501 1'56.111	7	0.610
7 10 PETECOF G. (BRA)	F3 Tatuus 318 A.R.	40.832	35.509 +0.089	39.378	1'55.719 1'55.808	6	0.089
8 4 VIPS J. (EST)	F3 Tatuus 318 A.R.	40.908	35.212	40.337 +0.289	1'56.457 1'56.746	8	0.289
9 111 FAMULARO A. (VEN)	F3 Tatuus 318 A.R.	40.747 +0.891	35.820 +0.077	39.993 +0.717	1'56.560 1'58.245	9	1.685
10 85 BORTOLETO OLIVERA	Tatuus F4 T-014 Abarth	41.258 +1.207	36.118	41.174	1'58.550 1'59.757	11	1.207
11 33 HENRION G. (FRA)	F3 Tatuus 318 A.R.	41.740 +0.211	36.032	41.107 +0.418	1'58.879 1'59.508	10	0.629
12 41 PESCE E. (ITA)	F3 Tatuus 318 A.R.	41.745 +0.120	37.054	40.707 +0.479	1'59.506 2'00.105	13	0.599
13 46 MINI G. (ITA)	Tatuus F4 T-014 Abarth	42.051	36.703	41.343	2'00.097 2'00.097	12	
14 7 BEGANOVIC D. (SWE)	Tatuus F4 T-014 Abarth	42.256 +0.385	36.106	41.980	2'00.342 2'00.727	14	0.385
15 77 ROSSO A. (ITA)	Tatuus F4 T-014 Abarth	42.562 +0.403	37.323 +0.313	42.075	2'01.960 2'02.676	15	0.716
16 99 COLA A. (ITA)	F3 Tatuus 318 A.R.	42.924	37.984 +0.890	41.229 +0.360	2'02.137 2'03.387	17	1.250
17 27 FREYMUTH S. (DEU)	Tatuus F4 T-014 Abarth	42.628 +0.108	37.381	42.478 +0.386	2'02.487 2'02.981	16	0.494
18 6 MONTOYA S. (COL)	Tatuus F4 T-014 Abarth	42.944	38.437 +0.534	42.064	2'03.445 2'03.979	18	0.534
19 76 CATINO V. (ITA)	Tatuus F4 T-014 Abarth	42.661 +0.372	38.609 +0.085	42.328 +0.175	2'03.598 2'04.230	19	0.632
Overall Ideal Time		39.063	39.063	32.895 38.250	1'50.208		

01/10/2020



ACI Racing Weekend Mugello 01-04 Ottobre 2020
Test Formula Regional + Italian F4 - Analysis Free Practice 1

Aut. Int. Mugello Auto 5.245 m

1 / 4

4 J. VIPS (1'56.746)						
Lap	Seg.1	Seg.2	Seg.3	Lap Time	km/h	Local Time
						9:21'32.507
1	57.651	47.523	52.211	2'37.385P	132,0	9:24'09.892
2	48.648	40.954	43.709	2'13.311	206,1	9:26'23.203
3	44.253	38.677	41.962	2'04.892	232,3	9:28'28.095
4	43.472	37.715	41.153	2'02.340	232,8	9:30'30.435
5	43.393	36.613	40.337	2'00.343	236,8	9:32'30.778
6	45.654	36.784	4'48.999	6'11.437P	232,8	9:38'42.215
7	47.434	35.425	40.931	2'03.790P	167,2	9:40'46.005
8	40.908	35.212	40.626	1'56.746	232,3	9:42'42.751
9	41.025	37.444	5'50.085	7'08.554P	228,3	9:49'51.305

10	43.979	38.438	42.513	2'04.930	220,9	9:28'57.640
11	43.539	38.098	42.528	2'04.165	221,8	9:31'01.805
12	43.686	41.187	43.504	2'08.377	220,9	9:33'10.182
13	43.099	38.276	42.290	2'03.665	220,4	9:35'13.847
14	43.224	39.362	5'08.005	6'30.591P	221,3	9:41'44.438
15	56.511	44.492	47.147	2'28.150P	129,7	9:44'12.588
16	49.303	43.753	45.196	2'18.252	183,7	9:46'30.840
17	44.108	36.635	42.640	2'03.383	202,2	9:48'34.223
18	42.641	36.106	41.980	2'00.727	222,2	9:50'34.950

5 P. PASMA (1'56.111)						
Lap	Seg.1	Seg.2	Seg.3	Lap Time	km/h	Local Time
						9:18'56.102
1	48.557	40.032	42.962	2'11.551P	168,8	9:21'07.653
2	41.729	36.652	40.474	1'58.855	235,3	9:23'06.508
3	41.959	39.718	41.017	2'02.694	236,8	9:25'09.202
4	41.404	40.317	42.426	2'04.147	235,3	9:27'13.349
5	41.350	36.425	40.398	1'58.173	234,3	9:29'11.522
6	43.664			11'16.814P	233,8	9:40'28.336
7	54.431	47.199	45.405	2'27.035P	145,7	9:42'55.371
8	46.553	41.571	42.206	2'10.330	232,3	9:45'05.701
9	42.763	37.269	40.397	2'00.429	234,3	9:47'06.130
10	41.180	35.331	39.600	1'56.111	235,8	9:49'02.241
11	40.570	38.837	39.602	1'59.009	236,3	9:51'01.250

10 G. PETECOF (1'55.808)						
Lap	Seg.1	Seg.2	Seg.3	Lap Time	km/h	Local Time
						9:00'18.430
1	56.434	46.572	47.122	2'30.128P	121,2	9:02'48.558
2	44.245			5'22.384P	234,3	9:08'10.942
3	53.408	43.432	43.868	2'20.708P	166,7	9:10'31.650
4	43.696	39.039	42.920	2'05.655	235,8	9:12'37.305
5	43.389	37.906	41.769	2'03.064	237,4	9:14'40.369
6	41.829	37.050	40.772	1'59.651	238,4	9:16'40.020
7	52.132	42.701	45.849	2'20.682	215,1	9:19'00.702
8	41.710	36.522	40.635	1'58.867	237,4	9:20'59.569
9	41.389	36.629	40.122	1'58.140	237,9	9:22'57.709
10	54.866	43.798	11'11.404	12'50.068P	189,5	9:35'47.777
11	58.127	46.763	46.232	2'31.122P	151,3	9:38'18.899
12	40.832	35.598	39.378	1'55.808	233,3	9:40'14.707
13	40.916	35.509	39.574	1'55.999	239,5	9:42'10.706
14	44.052			2'58.885P	238,9	9:45'09.591
15	55.099	45.324	47.497	2'27.920P	134,3	9:47'37.511
16	45.813	40.356	41.259	2'07.428	204,5	9:49'44.939

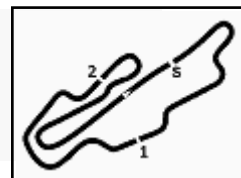
6 S. MONTOYA (2'03.979)						
Lap	Seg.1	Seg.2	Seg.3	Lap Time	km/h	Local Time
						9:00'09.757
1	52.560	42.124	4'06.744	5'41.428P	135,7	9:05'51.185
2	51.473	41.751	44.446	2'17.670P	150,6	9:08'08.855
3	46.052	40.808	43.835	2'10.695	221,3	9:10'19.550
4	44.622	40.144	43.047	2'07.813	220,0	9:12'27.363
5	44.425	40.091	43.303	2'07.819	220,9	9:14'35.182
6	44.098	39.852	43.209	2'07.159	220,4	9:16'42.341
7	44.183	39.362	43.186	2'06.731	222,7	9:18'49.072
8	44.302	39.496	43.302	2'07.100	220,9	9:20'56.172
9	44.378	39.706	43.588	2'07.672	220,4	9:23'03.844
10	44.250	39.791	7'01.839	8'25.880P	222,2	9:31'29.724
11	58.045	40.578	42.794	2'21.417P	151,5	9:33'51.141
12	43.959	38.437	42.362	2'04.758	220,9	9:35'55.899
13	42.944	38.971	42.064	2'03.979	220,9	9:37'59.878
14	43.165	38.541	51.615	2'13.321	222,2	9:40'13.199
15	44.216	38.857	43.500	2'06.573	220,0	9:42'19.772
16	43.631	40.696	2'49.363	4'13.690P	220,9	9:46'33.462
17	53.992	44.714	45.226	2'23.932P	147,9	9:48'57.394

27 S. FREYMUTH (2'02.981)						
Lap	Seg.1	Seg.2	Seg.3	Lap Time	km/h	Local Time
						9:01'03.424
1	58.025	46.118	45.470	2'29.613P	142,7	9:03'33.037
2	46.369	42.518	44.785	2'13.672	216,9	9:05'46.709
3	45.641	41.223	44.288	2'11.152	216,9	9:07'57.861
4	45.134	41.212	3'48.873	5'15.219P	217,7	9:13'13.080
5	53.090	43.515	44.195	2'20.800P	156,1	9:15'33.880
6	44.739	40.716	43.971	2'09.426	219,1	9:17'43.306
7	43.922	39.956	44.278	2'08.156	220,4	9:19'51.462
8	44.360	39.715	43.879	2'07.954	220,0	9:21'59.416
9	44.150	39.303	44.216	2'07.669	220,4	9:24'07.085
10	44.061	39.378	43.731	2'07.170	219,1	9:26'14.255
11	44.301	39.575	43.902	2'07.778	218,2	9:28'22.033
12	44.458	39.469	43.805	2'07.732	218,2	9:30'29.765
13	45.328	39.953	9'25.484	10'50.765P	218,6	9:41'20.530
14	52.847	42.513	44.777	2'20.137P	151,7	9:43'40.667
15	43.226	38.096	42.478	2'03.800	220,4	9:45'44.467
16	42.736	37.381	42.864	2'02.981	220,4	9:47'47.448
17	42.628	37.739	42.905	2'03.272	220,9	9:49'50.720

7 D. BEGANOVIC (2'00.727)						
Lap	Seg.1	Seg.2	Seg.3	Lap Time	km/h	Local Time
						9:00'13.002
1	55.454	45.818	4'04.497	5'45.769P	134,2	9:05'58.771
2	49.702	42.062	43.807	2'15.571P	154,1	9:08'14.342
3	44.682	40.042	44.197	2'08.921	220,4	9:10'23.263
4	44.059	39.551	43.008	2'06.618	220,9	9:12'29.881
5	43.795	39.195	48.960	2'11.950	221,8	9:14'41.831
6	43.692	39.112	42.871	2'05.675	223,6	9:16'47.506
7	43.375	38.770	42.929	2'05.074	222,2	9:18'52.580
8	43.671	39.215	4'26.959	5'49.845P	221,8	9:24'42.425
9	48.050	39.466	42.769	2'10.285P	156,7	9:26'52.710

33 G. HENRION (1'59.508)						
Lap	Seg.1	Seg.2	Seg.3	Lap Time	km/h	Local Time
						9:27'05.269
1	54.824	39.333	42.433	2'16.590P	117,8	9:29'21.859
2	42.370	37.533	41.580	2'01.483	234,3	9:31'23.342
3	41.957	37.160	41.371	2'00.488	234,3	9:33'23.830
4	41.744	37.326	41.376	2'00.446	233,8	9:35'24.276
5	41.882	36.915	41.553	2'00.350	233,8	9:37'24.626
6	41.740	37.183	41.639	2'00.562	234,3	9:39'25.188
7	42.646	37.977	5'19.473	6'40.096P	232,8	9:46'05.284

01/10/2020 P = Pits In/Out - C = Lap Time Cancelled



ACI Racing Weekend Mugello 01-04 Ottobre 2020
Test Formula Regional + Italian F4 - Analysis Free Practice 1

Aut. Int. Mugello Auto 5.245 m

2 / 4

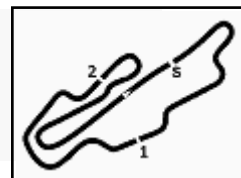
8	48.479	36.645	41.107	2'06.231P	130,3	9:48'11.515	19	42.051	36.703	41.343	2'00.097	224,1	9:50'39.893
9	41.951	36.032	41.525	1'59.508	233,8	9:50'11.023							

40 K. LAPPALAINEN (1'52.424)							55 J. CHADWICK (1'55.344)						
Lap	Seg.1	Seg.2	Seg.3	Lap Time	km/h	Local Time	Lap	Seg.1	Seg.2	Seg.3	Lap Time	km/h	Local Time
						9:15'00.074	1	53.149	43.646	46.061	2'22.856P	143,4	9:02'27.812
1	59.033	43.612	45.084	2'27.729P	130,9	9:17'27.803	2	44.942			3'35.850P	232,8	9:06'26.518
2	51.451	42.033	43.599	2'17.083	172,2	9:19'44.886	3	49.810	40.292	42.986	2'13.088P	157,0	9:08'39.606
3	45.522	40.952	42.039	2'08.513	234,8	9:21'53.399	4	43.191	38.674	41.606	2'03.471	234,3	9:10'43.077
4	44.815	38.983	41.052	2'04.850	235,3	9:23'58.249	5	42.578	39.467	41.751	2'03.796	236,8	9:12'46.873
5	44.760	37.884	40.845	2'03.489	234,8	9:26'01.738	6	42.049	37.491	41.560	2'01.100	237,4	9:14'47.973
6	44.055	37.538	40.840	2'02.433	234,8	9:28'04.171	7	50.940	44.092	42.569	2'17.601	197,1	9:17'05.574
7	44.084	37.890	40.763	2'02.737	233,3	9:30'06.908	8	41.730	36.650	40.556	1'58.936	236,3	9:19'04.510
8	43.666	36.616	40.209	2'00.491	233,8	9:32'07.399	9	41.245	36.576	40.612	1'58.433	236,8	9:21'02.943
9	42.932	36.923	6'52.084	8'11.939P	234,8	9:40'19.338	10	41.978			6'40.060P	236,8	9:27'43.003
10	51.400	37.826	40.510	2'09.736P	138,5	9:42'29.074	11	55.208	37.897	40.949	2'14.054P	166,4	9:29'57.057
11	41.903	35.868	40.076	1'57.847	236,8	9:44'26.921	12	41.475	36.495	40.516	1'58.486	234,3	9:31'55.543
12	41.272	34.735	38.795	1'54.802	235,3	9:46'21.723	13	40.847	35.763	40.565	1'57.175	235,3	9:33'52.718
13	40.162	34.505	40.250	1'54.917	236,8	9:48'16.640	14	43.499			4'04.141P	237,4	9:37'56.859
14	39.985	33.545	38.894	1'52.424	238,4	9:50'09.064	15	55.649	41.237	46.443	2'23.329P	120,7	9:40'20.188
							16	45.131	39.000	42.738	2'06.869	232,8	9:42'27.057
							17	43.357	38.016	42.319	3'37.629	128,4	9:46'04.686
						9:02'10.784	18	41.962	36.432	40.642	1'59.036	235,8	9:48'03.722
							19	40.619	34.937	39.788	1'55.344	235,8	9:49'59.066

41 E. PESCE (2'00.105)							76 V. CATINO (2'04.230)						
Lap	Seg.1	Seg.2	Seg.3	Lap Time	km/h	Local Time	Lap	Seg.1	Seg.2	Seg.3	Lap Time	km/h	Local Time
1	59.213	44.680	2'24.884	4'08.777P	106,6	9:06'19.561	1	57.660	49.769	48.826	2'36.255P	142,5	9:03'33.104
2	53.757	47.370	51.938	2'33.065P	132,4	9:08'52.626	2	48.743	43.908	45.381	2'18.032	211,8	9:05'51.136
3	51.503	42.723	51.596	2'25.822	184,3	9:11'18.448	3	48.145	43.330	45.178	2'16.653	220,4	9:08'07.789
4	47.632	42.269	47.618	2'17.519	201,5	9:13'35.967	4	47.351	42.848	45.639	2'15.838	220,9	9:10'23.627
5	49.447	47.915	49.729	2'27.091	218,6	9:16'03.058	5	46.822	42.262	44.717	2'13.801	225,9	9:12'37.428
6	48.091	42.414	48.531	2'19.036	208,5	9:18'22.094	6	46.508	42.013	45.453	2'13.974	223,1	9:14'51.402
7	46.758	40.469	47.228	2'14.455	218,6	9:20'36.549	7	45.310	41.335	44.087	2'10.732	224,5	9:17'02.134
8	46.240	39.817	5'27.538	6'53.595P	217,3	9:27'30.144	8	46.311	40.648	4'18.682	5'45.641P	223,1	9:22'47.775
9	49.990	39.404	46.145	2'15.539P	131,1	9:29'45.683	9	49.341	43.039	44.345	2'16.725P	156,3	9:25'04.500
10	42.741	37.902	41.185	2'01.828	236,3	9:31'47.511	10	44.627	41.449	43.114	2'09.190	220,9	9:27'13.690
11	41.933	38.541	40.707	2'01.181	235,8	9:33'48.692	11	44.736	50.403	43.072	2'18.211	223,6	9:29'31.901
12	41.745	38.110	41.056	2'00.911	236,3	9:35'49.603	12	43.892	40.222	42.646	2'06.760	222,2	9:31'38.661
13	41.865	37.054	41.186	2'00.105	235,8	9:37'49.708	13	43.860	40.015	42.387	2'06.262	222,2	9:33'44.923
14	42.032	37.231	6'06.484	7'25.747P	234,8	9:45'15.455	14	43.481	40.194	43.121	2'06.796	222,2	9:35'51.719
15	49.627	38.214	42.147	2'09.988P	148,1	9:47'25.443	15	43.716	39.017	42.569	2'05.302	223,6	9:37'57.021
							16	47.468			6'06.202P	223,1	9:44'03.223
							17	46.603	40.777	42.632	2'10.012P	163,1	9:46'13.235
							18	43.033	38.694	42.503	2'04.230	223,1	9:48'17.465
							19	44.283	38.609	42.328	2'05.220	225,9	9:50'22.685

46 G. MINI (2'00.097)							77 A. ROSSO (2'02.676)						
Lap	Seg.1	Seg.2	Seg.3	Lap Time	km/h	Local Time	Lap	Seg.1	Seg.2	Seg.3	Lap Time	km/h	Local Time
						9:00'11.314							
1	52.894	42.252	4'39.058	6'14.204P	139,0	9:06'25.518	1	55.069	44.120	45.144	2'24.333P	144,2	9:03'15.102
2	51.819	41.618	43.816	2'17.253P	147,3	9:08'42.771	2	46.081	42.138	43.738	2'11.957	206,1	9:05'27.059
3	44.766	39.967	43.239	2'07.972	221,8	9:10'50.743	3	44.486	39.578	43.373	2'07.437	219,5	9:07'34.496
4	43.942	39.397	42.825	2'06.164	221,8	9:12'56.907	4	44.483	39.133	42.880	2'06.496	220,4	9:09'40.992
5	43.684	39.216	42.530	2'05.430	223,1	9:15'02.337	5	43.775	39.234	42.985	2'05.994	221,3	9:11'46.986
6	43.692	39.197	42.724	2'05.613	223,6	9:17'07.950	6	43.703	38.939	43.016	2'05.658	221,8	9:13'52.644
7	43.474	39.827	43.619	2'06.920	224,1	9:19'14.870	7	44.002			5'50.994P	222,2	9:19'43.638
8	43.328	38.944	42.469	2'04.741	223,6	9:21'19.611	8	50.076	40.367	43.103	2'13.546P	154,5	9:21'57.184
9	43.313	38.741	42.903	2'04.957	222,7	9:23'24.568	9	43.686	38.378	43.025	2'05.089	221,8	9:24'02.273
10	43.212		6'25.146P	223,6	9:29'49.714		10	43.379	38.229	43.082	2'04.690	221,8	9:26'06.963
11	48.061	40.660	42.455	2'11.176P	149,6	9:32'00.890							
12	43.049	38.364	42.112	2'03.525	223,1	9:34'04.415							
13	42.889	38.264	42.099	2'03.252	223,1	9:36'07.667							
14	42.899	45.593	45.568	2'14.060	223,1	9:38'21.727							
15	42.897	37.709	42.170	2'02.776	224,1	9:40'24.503							
16	42.933			3'43.202P	222,7	9:44'07.705							
17	56.386	45.511	45.782	2'27.679P	135,8	9:46'35.384							
18	43.912	38.213	42.287	2'04.412	222,7	9:48'39.796							

01/10/2020 P = Pits In/Out - C = Lap Time Cancelled



ACI Racing Weekend Mugello 01-04 Ottobre 2020
Test Formula Regional + Italian F4 - Analysis Free Practice 1

Aut. Int. Mugello Auto 5.245 m

3 / 4

11	43.238	38.129	42.775	2'04.142	221,3	9:28'11.105	11	41.573			5'41.667P	233,3	9:40'14.140
12	43.306			4'22.982P	221,3	9:32'34.087	12	51.701	38.970	42.051	2'12.722P	159,1	9:42'26.862
13	48.153	38.919	42.519	2'09.591P	154,3	9:34'43.678	13	41.712	35.776	39.155	1'56.643	235,3	9:44'23.505
14	42.965	37.636	42.075	2'02.676	220,9	9:36'46.354	14	40.513	34.922	38.751	1'54.186	237,9	9:46'17.691
15	42.892	37.323	46.500	2'06.715	220,9	9:38'53.069	15	48.267	34.164	38.469	2'00.900	240,0	9:48'18.591
16	42.880	38.454	5'38.515	6'59.849P	222,2	9:45'52.918	16	40.790	33.870	38.250	1'52.910	243,2	9:50'11.501
17	55.865	40.798	46.048	2'22.711P	145,9	9:48'15.629							
18	47.393	38.266	42.268	2'07.927	203,0	9:50'23.556							

106 O. RASMUSSEN (1'53.320)

Lap	Seg.1	Seg.2	Seg.3	Lap Time	km/h	Local Time
1	54.733	44.460	44.796	2'23.989P	145,2	9:02'38.340
2	44.593			4'20.190P	233,8	9:06'58.530
3	51.002	42.297	42.919	2'16.218P	161,7	9:09'14.748
4	44.987	39.519	41.568	2'06.074	233,8	9:11'20.822
5	41.947	37.413	40.294	1'59.654	238,4	9:13'20.476
6	42.291	37.943	40.421	2'00.655	239,5	9:15'21.131
7	53.006	43.161	41.921	2'18.088	237,4	9:17'39.219
8	41.246	35.973	39.620	1'56.839	237,9	9:19'36.058
9	51.284			7'00.165P	238,4	9:26'36.223
10	47.973	40.049	42.811	2'10.833P	167,4	9:28'47.056
11	41.105	35.549	39.452	1'56.106	235,8	9:30'43.162
12	48.794	47.184	46.342	2'22.320	194,2	9:33'05.482
13	40.503	34.736	39.546	1'54.785	235,3	9:35'00.267
14	40.642			4'15.511P	236,3	9:39'15.778
15	58.400	39.917	43.045	2'21.362P	133,2	9:41'37.140
16	45.783	35.858	41.440	2'03.081	179,7	9:43'40.221
17	41.389	37.487	40.302	1'59.178	236,3	9:45'39.399
18	41.460	34.167	39.554	1'55.181	237,4	9:47'34.580
19	40.029	33.965	39.326	1'53.320	238,4	9:49'27.900

85 G. BORTOLETO OLIVERA (1'59.757)

Lap	Seg.1	Seg.2	Seg.3	Lap Time	km/h	Local Time
						9:00'06.829
1	50.379	42.621	5'15.322	6'48.322P	144,6	9:06'55.151
2	48.783	40.413	43.318	2'12.514P	155,4	9:09'07.665
3	44.038	39.095	43.171	2'06.304	220,4	9:11'13.969
4	43.518	38.635	42.933	2'05.086	222,2	9:13'19.055
5	43.412	38.578	42.709	2'04.699	220,9	9:15'23.754
6	43.254	39.177	42.903	2'05.334	222,7	9:17'29.088
7	43.363	38.504	42.703	2'04.570	223,1	9:19'33.658
8	43.450	38.311	42.675	2'04.436	222,2	9:21'38.094
9	46.460	41.408	45.712	2'13.580	221,3	9:23'51.674
10	43.148	38.298	42.535	2'03.981	221,3	9:25'55.655
11	45.223			6'42.775P	220,9	9:32'38.430
12	48.351	38.101	42.325	2'08.777P	152,3	9:34'47.207
13	42.503	37.230	41.950	2'01.683	221,3	9:36'48.890
14	42.760	37.034	42.049	2'01.843	221,8	9:38'50.733
15	48.280	40.499	3'20.638	4'49.417P	175,6	9:43'40.150
16	53.428	41.119	44.709	2'19.256P	141,5	9:45'59.406
17	45.273	38.292	42.556	2'06.121	220,4	9:48'05.527
18	42.465	36.118	41.174	1'59.757	225,0	9:50'05.284

111 A. FAMULARO (1'58.245)

Lap	Seg.1	Seg.2	Seg.3	Lap Time	km/h	Local Time
						9:02'39.629
1	58.525	42.142	44.403	2'25.070P	92,2	9:05'04.699
2	43.546	39.260	42.125	2'04.931	233,3	9:07'09.630
3	42.489	46.502	42.736	2'11.727	235,3	9:09'21.357
4	42.079	38.139	41.445	2'01.663	238,9	9:11'23.020
5	43.220	38.536	41.407	2'03.163	238,4	9:13'26.183
6	42.421	37.985	41.281	2'01.687	237,9	9:15'27.870
7	42.802	37.969	41.604	2'02.375	239,5	9:17'30.245
8	51.498	39.079	41.769	2'12.346	239,5	9:19'42.591
9	42.407	37.271	41.966	2'01.644	237,9	9:21'44.235
10	1'01.566			10'07.009P	155,2	9:31'51.244
11	54.968	42.643	42.811	2'20.422P	138,1	9:34'11.666
12	41.898	36.708	39.993	1'58.599	235,8	9:36'10.265
13	41.653	36.646	40.281	1'58.580	237,9	9:38'08.845
14	41.407	35.820	41.966	1'59.193	238,4	9:40'08.038
15	42.618	42.314	3'13.388	4'38.320P	235,3	9:44'46.358
16	53.761	41.881	46.269	2'21.911P	115,9	9:47'08.269
17	43.678	37.820	41.886	2'03.384	217,3	9:49'11.653
18	41.638	35.897	40.710	1'58.245	236,8	9:51'09.898

103 P. CHOVEL (1'52.910)

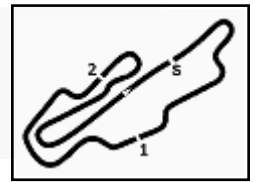
Lap	Seg.1	Seg.2	Seg.3	Lap Time	km/h	Local Time
						9:01'34.138
1	52.453	43.641	46.627	2'22.721P	136,7	9:03'56.859
2	42.533	37.832	41.865	2'02.230	229,3	9:05'59.089
3	42.422	37.635	4'30.514	5'50.571P	236,3	9:11'49.660
4	45.983	36.749	40.642	2'03.374P	168,8	9:13'53.034
5	41.852	36.306	40.384	1'58.542	239,5	9:15'51.576
6	41.824	36.014	40.416	1'58.254	237,4	9:17'49.830
7	41.715	36.078	40.697	1'58.490	237,9	9:19'48.320
8	42.225	36.686	42.222	2'01.133	237,9	9:21'49.453
9	42.087	37.194	9'19.510	10'38.791P	237,4	9:32'28.244
10	46.685	37.005	40.539	2'04.229P	169,3	9:34'32.473

114 A. LECLERC (1'51.306)

Lap	Seg.1	Seg.2	Seg.3	Lap Time	km/h	Local Time
						9:00'25.111
1	52.204	43.270	43.715	2'19.189P	139,9	9:02'44.300
2	44.375			4'15.546P	235,8	9:06'59.846
3	48.136	39.259	41.515	2'08.910P	164,9	9:09'08.756
4	43.567	38.572	40.514	2'02.653	219,5	9:11'11.409
5	41.833	37.074	39.962	1'58.869	236,8	9:13'10.278
6	40.892	36.397	40.050	1'57.339	237,4	9:15'07.617

01/10/2020

P = Pits In/Out - C = Lap Time Cancelled



ACI Racing Weekend Mugello 01-04 Ottobre 2020

Test Formula Regional + Italian F4 - Analysis Free Practice 1

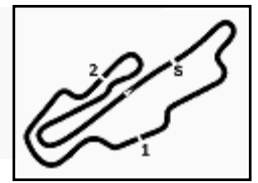
Aut. Int. Mugello Auto 5.245 m

4 / 4

7	44.697	40.286	43.096	2'08.079	221,3	9:17'15.696
8	51.718	36.109	40.167	2'07.994	237,9	9:19'23.690
9	40.690	38.882	4'59.777	6'19.349P	238,4	9:25'43.039
10	45.494	36.979	39.838	2'02.311P	169,3	9:27'45.350
11	40.949	35.828	39.878	1'56.655	235,8	9:29'42.005
12	41.100	35.805	39.790	1'56.695	236,3	9:31'38.700
13	42.250			4'48.608P	236,3	9:36'27.308
14	53.132	40.664	44.457	2'18.253P	133,8	9:38'45.561
15	43.997	37.526	40.808	2'02.331	232,8	9:40'47.892
16	41.809	35.069	39.521	1'56.399	238,9	9:42'44.291
17	40.432	34.258	38.820	1'53.510	240,5	9:44'37.801
18	40.441	33.413	38.815	1'52.669	238,4	9:46'30.470
19	39.746	33.387	38.515	1'51.648	238,4	9:48'22.118
20	39.729	33.182	38.395	1'51.306	240,0	9:50'13.424

01/10/2020

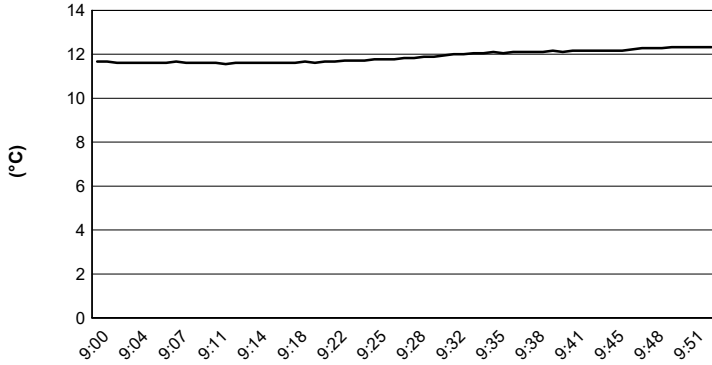
P = Pits In/Out - C = Lap Time Cancelled



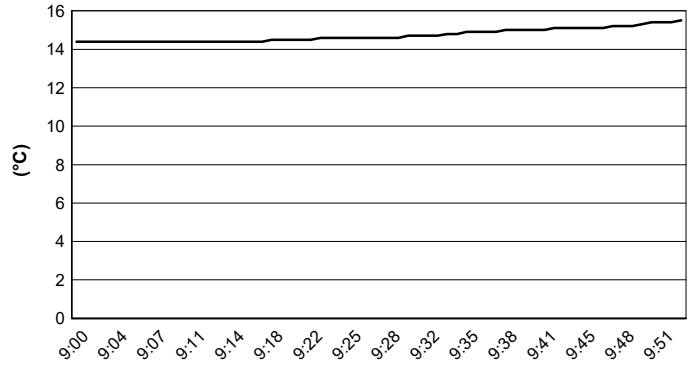
ACI Racing Weekend Mugello 01-04 Ottobre 2020
Test Formula Regional + Italian F4 - Weather Report Free Practice 1
Session started 09:00 - Session ended 9:53

Aut. Int. Mugello Auto 5.245 m

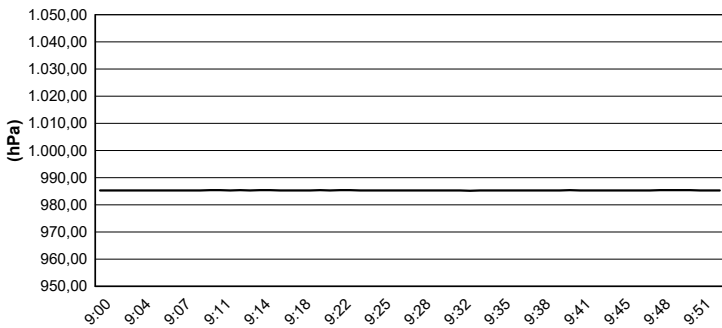
Air Temperature



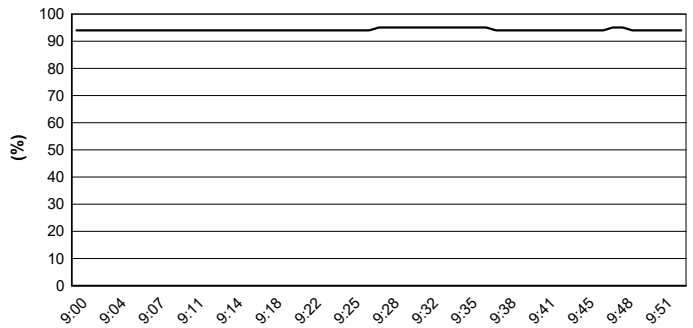
Track Temperature



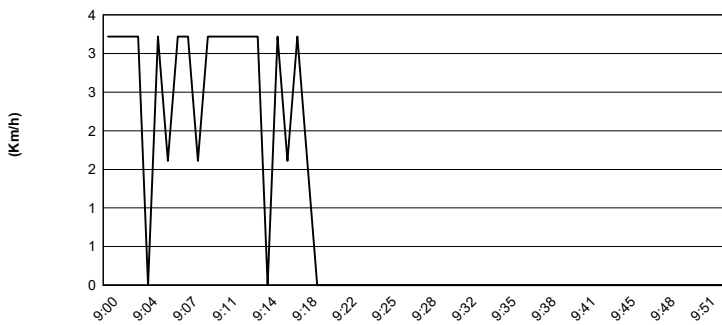
Air Pressure



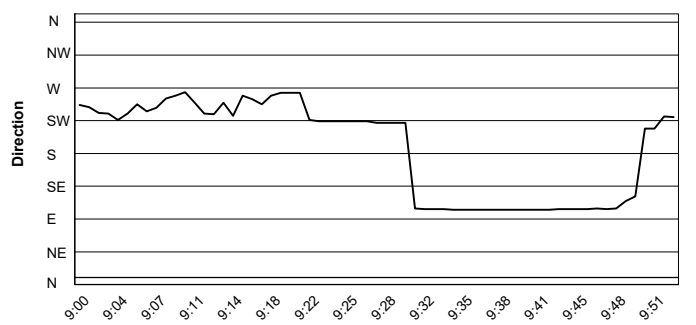
Humidity



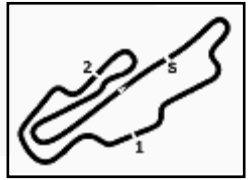
Wind Speed



Wind Direction



01/10/2020



ACI Racing Weekend Mugello 01-04 Ottobre 2020

Test Formula Regional + Italian F4 - Sector and Speeds Free Practice 1

Aut. Int. Mugello Auto 5.245 m

BEST LAP			
1	114	LECLERC Arthur	F3 Tatuus 318 A.R. 1'51.306
2	40	LAPPALAINEN Konsta	F3 Tatuus 318 A.R. 1'52.424
3	103	CHOVET Pierre Louis	F3 Tatuus 318 A.R. 1'52.910
4	106	RASMUSSEN Oliver	F3 Tatuus 318 A.R. 1'53.320
5	55	CHADWICK Jamie	F3 Tatuus 318 A.R. 1'55.344
6	10	PETECOF Gianluca	F3 Tatuus 318 A.R. 1'55.808
7	5	PASMA Patrick	F3 Tatuus 318 A.R. 1'56.111
8	4	VIPS Juri	F3 Tatuus 318 A.R. 1'56.746
9	111	FAMULARO Alessandro	F3 Tatuus 318 A.R. 1'58.245
10	33	HENRION Gillian	F3 Tatuus 318 A.R. 1'59.508
11	85	BORTOLETO OLIVERA Gabri	Tatuus F4 T-014 Abarth 1'59.757
12	46	MINI Gabriele	Tatuus F4 T-014 Abarth 2'00.097
13	41	PESCE Emilio	F3 Tatuus 318 A.R. 2'00.105
14	7	BEGANOVIC Dino	Tatuus F4 T-014 Abarth 2'00.727
15	77	ROSSO Andrea	Tatuus F4 T-014 Abarth 2'02.676
16	27	FREYMUTH Sebastian	Tatuus F4 T-014 Abarth 2'02.981
17	99	COLA Andrea	F3 Tatuus 318 A.R. 2'03.387
18	6	MONTOYA Sebastian	Tatuus F4 T-014 Abarth 2'03.979
19	76	CATINO Vittorio	Tatuus F4 T-014 Abarth 2'04.230

SPEED			
1	103	CHOVET Pierre Louis	F3 Tatuus 318 A.R. 244,3
2	114	LECLERC Arthur	F3 Tatuus 318 A.R. 241,6
3	106	RASMUSSEN Oliver	F3 Tatuus 318 A.R. 239,5
4	111	FAMULARO Alessandro	F3 Tatuus 318 A.R. 239,5
5	10	PETECOF Gianluca	F3 Tatuus 318 A.R. 239,5
6	40	LAPPALAINEN Konsta	F3 Tatuus 318 A.R. 238,4
7	55	CHADWICK Jamie	F3 Tatuus 318 A.R. 237,4
8	99	COLA Andrea	F3 Tatuus 318 A.R. 237,4
9	4	VIPS Juri	F3 Tatuus 318 A.R. 236,8
10	5	PASMA Patrick	F3 Tatuus 318 A.R. 236,8
11	41	PESCE Emilio	F3 Tatuus 318 A.R. 236,3
12	33	HENRION Gillian	F3 Tatuus 318 A.R. 234,3
13	46	MINI Gabriele	Tatuus F4 T-014 Abarth 226,4
14	76	CATINO Vittorio	Tatuus F4 T-014 Abarth 225,9
15	77	ROSSO Andrea	Tatuus F4 T-014 Abarth 225,9
16	85	BORTOLETO OLIVERA Gabri	Tatuus F4 T-014 Abarth 225,0
17	7	BEGANOVIC Dino	Tatuus F4 T-014 Abarth 223,6
18	6	MONTOYA Sebastian	Tatuus F4 T-014 Abarth 222,7
19	27	FREYMUTH Sebastian	Tatuus F4 T-014 Abarth 220,9

SEG. 1		
1	114	LECLERC Arthur 39.063
2	106	RASMUSSEN Oliver 39.437
3	103	CHOVET Pierre Louis 39.885
4	40	LAPPALAINEN Konsta 39.985
5	55	CHADWICK Jamie 40.374
6	5	PASMA Patrick 40.570
7	111	FAMULARO Alessandro 40.747
8	10	PETECOF Gianluca 40.832
9	4	VIPS Juri 40.908
10	85	BORTOLETO OLIVERA 41.258
11	33	HENRION Gillian 41.740
12	41	PESCE Emilio 41.745
13	46	MINI Gabriele 42.051
14	7	BEGANOVIC Dino 42.256
15	77	ROSSO Andrea 42.562
16	27	FREYMUTH Sebastian 42.628
17	76	CATINO Vittorio 42.661
18	99	COLA Andrea 42.924
19	6	MONTOYA Sebastian 42.944

SEG. 2		
1	106	RASMUSSEN Oliver 32.895
2	114	LECLERC Arthur 33.182
3	40	LAPPALAINEN Konsta 33.545
4	103	CHOVET Pierre Louis 33.870
5	55	CHADWICK Jamie 34.579
6	4	VIPS Juri 35.212
7	5	PASMA Patrick 35.331
8	10	PETECOF Gianluca 35.509
9	111	FAMULARO Alessandro 35.820
10	33	HENRION Gillian 36.032
11	7	BEGANOVIC Dino 36.106
12	85	BORTOLETO OLIVERA 36.118
13	46	MINI Gabriele 36.703
14	41	PESCE Emilio 37.054
15	77	ROSSO Andrea 37.323
16	27	FREYMUTH Sebastian 37.381
17	99	COLA Andrea 37.984
18	6	MONTOYA Sebastian 38.437
19	76	CATINO Vittorio 38.609

SEG. 3		
1	103	CHOVET Pierre Louis 38.250
2	114	LECLERC Arthur 38.395
3	40	LAPPALAINEN Konsta 38.795
4	106	RASMUSSEN Oliver 39.326
5	10	PETECOF Gianluca 39.378
6	5	PASMA Patrick 39.600
7	55	CHADWICK Jamie 39.788
8	111	FAMULARO Alessandro 39.993
9	4	VIPS Juri 40.337
10	41	PESCE Emilio 40.707
11	33	HENRION Gillian 41.107
12	85	BORTOLETO OLIVERA 41.174
13	99	COLA Andrea 41.229
14	46	MINI Gabriele 41.343
15	7	BEGANOVIC Dino 41.980
16	6	MONTOYA Sebastian 42.064
17	77	ROSSO Andrea 42.075
18	76	CATINO Vittorio 42.328
19	27	FREYMUTH Sebastian 42.478

01/10/2020