

ACI Racing Weekend Misano 30 Luglio-2 Agosto 2020

Formula Regional European Championship - Results Race 2

Misano Circuit Sic 58 4.226 m

Laps 21 = 88,746 km - Avg 167,036 km/h - Race Time 31'52.680

No.	Driver	Nat	Entrant	Team	Car	Class	Laps	Time	Gap	Rel.	Fastest Lap
1	14 LECLERC Arthur	MON	Prema Powerteam	Prema Powerteam	F3 Tatuus 318 A.R.	R	21	31'52.680		17	1'30.397
2	10 PETECOF Gianluca	BRA	Prema Powerteam	Prema Powerteam	F3 Tatuus 318 A.R.	R	21	31'57.452	4.772	4.772	16 1'30.378
3	6 RASMUSSEN Oliver	DEN	Prema Powerteam	Prema Powerteam	F3 Tatuus 318 A.R.	R	21	32'08.486	15.806	11.034	4 1'31.141
4	5 PASMA Patrick	FIN	KIC Motorsport	KIC Motorsport	F3 Tatuus 318 A.R.		21	32'17.114	24.434	8.628	17 1'31.003
5	3 CHOVET Pierre Louis	FRA	Van Amersfoort Racing	Van Amersfoort Racing	F3 Tatuus 318 A.R.	R	21	32'17.536	24.856	0.422	21 1'30.935
6	4 VIPS Juri	EST	KIC Motorsport	KIC Motorsport	F3 Tatuus 318 A.R.		21	32'19.430	26.750	1.894	17 1'30.884
7	40 LAPPALAINEN Konsta	FIN	KIC Motorsport	KIC Motorsport	F3 Tatuus 318 A.R.		21	32'23.417	30.737	3.987	19 1'31.385
8	55 CHADWICK Jamie Laura	GBR	Prema Powerteam	Prema Powerteam	F3 Tatuus 318 A.R.		21	32'39.073	46.393	15.656	14 1'31.596
9	99 COLA Andrea	ITA	Monolite Racing	Monolite Racing	F3 Tatuus 318 A.R.	R	21	32'44.461	51.781	5.388	7 1'32.150
10	33 HENRION Gillian	FRA	Henrion Samuel GTE	Gillian Track Events GTE	F3 Tatuus 318 A.R.		21	32'46.209	53.529	1.748	11 1'32.671
11	41 PESCE Emilio	ITA	DR Formula RP Motorsport	DR Formula RP Motorsport	F3 Tatuus 318 A.R.	R	21	32'49.384	56.704	3.175	9 1'32.800

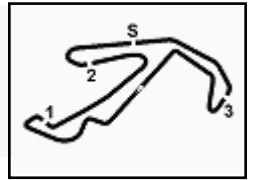
Starting: 11 Classified: 11 Not Classified: 0 Retired: 0 Not Started: 0
 Fastest Lap N. 16 No. 10 Gianluca Petecof Time 1'30.378 Avg. 168,333 Km/h

Humidity:	53%	AIR	31°C
Condition:	DRY	Temp:	38°C

Race Director : Alessandro Ferrari

Clerk of the Course : Fabrizio Fondacci

01/08/2020 Start 19:57 End 20:30



ACI Racing Weekend Misano 30 Luglio-2 Agosto 2020

Formula Regional European Championship - Results by Class Race 2

Misano Circuit Sic 58 4.226 m

Rookie

Laps 21 = 88,746 km - Avg 167,036 km/h - Race Time 31'52.680

No.	Driver	Nat	Entrant	Team	Car	Laps	Time	Gap	Rel.	Fastest Lap	
1	14 LECLERC Arthur	MON	Prema Powerteam	Prema Powerteam	F3 Tatuus 318 A.R.	21	31'52.680		17	1'30.397	
2	10 PETECOF Gianluca	BRA	Prema Powerteam	Prema Powerteam	F3 Tatuus 318 A.R.	21	31'57.452	4.772	4.772	16	1'30.378
3	6 RASMUSSEN Oliver	DEN	Prema Powerteam	Prema Powerteam	F3 Tatuus 318 A.R.	21	32'08.486	15.806	11.034	4	1'31.141
4	3 CHOVET Pierre Louis	FRA	Van Amersfoort Racing	Van Amersfoort Racing	F3 Tatuus 318 A.R.	21	32'17.536	24.856	9.050	21	1'30.935
5	99 COLA Andrea	ITA	Monolite Racing	Monolite Racing	F3 Tatuus 318 A.R.	21	32'44.461	51.781	26.925	7	1'32.150
6	41 PESCE Emilio	ITA	DR Formula RP Motorsport	DR Formula RP Motorsport	F3 Tatuus 318 A.R.	21	32'49.384	56.704	4.923	9	1'32.800

Starting: 6 Classified: 6 Not Classified: 0 Retired: 0 Not Started: 0

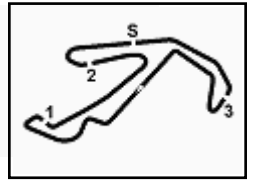
Fastest Lap N. 16 No. 10 Gianluca Petecof Time 1'30.378 Avg. 168,333 Km/h

Humidity:	53%	AIR	31°C
Condition:	DRY	Temp:	38°C

Race Director : Alessandro Ferrari

Clerk of the Course : Fabrizio Fondacci

01/08/2020 Start 19:57 End 20:30



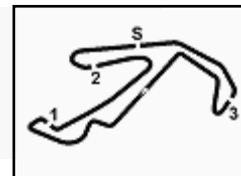
ACI Racing Weekend Misano 30 Luglio-2 Agosto 2020

Formula Regional European Championship - Lap Chart Race 2

Misano Circuit Sic 58 4.226 m

Lap																					
	1	2	3	4	5	6	7	8	9	10	11	12	13	14	15	16	17	18	19	20	21
1	14	14	14	14	14	14	14	14	14	14	14	14	14	14	14	14	14	14	14	14	14
2	10	10	10	10	10	10	10	10	10	10	10	10	10	10	10	10	10	10	10	10	10
3	6	6	6	6	6	6	6	6	6	6	6	6	6	6	6	6	6	6	6	6	6
4	4	4	4	4	4	4	4	4	4	4	4	4	4	4	4	4	4	4	4	5	5
5	55	55	55	55	55	55	55	55	55	55	55	55	55	55	55	5	5	5	4	3	3
6	5	5	5	5	5	5	5	5	5	5	5	5	5	5	5	3	3	3	3	4	4
7	40	40	40	40	40	40	40	40	40	40	40	40	40	40	40	55	55	40	40	40	40
8	3	3	3	3	3	3	3	3	3	3	3	3	3	3	3	40	40	55	55	55	55
9	99	99	99	99	99	99	99	99	99	99	99	99	99	99	99	99	99	99	99	99	99
10	33	33	33	33	33	33	33	33	33	33	33	33	33	33	33	33	33	33	33	33	33
11	41	41	41	41	41	41	41	41	41	41	41	41	41	41	41	41	41	41	41	41	41

Final Result			
1	14	LECLERC A.	Laps 21
2	10	PETECOF G.	4.772
3	6	RASMUSSEN O.	15.806
4	5	PASMA P.	24.434
5	3	CHOVET P.	24.856
6	4	VIPS J.	26.750
7	40	LAPPALAINEN K.	30.737
8	55	CHADWICK J.	46.393
9	99	COLA A.	51.781
10	33	HENRION G.	53.529
11	41	PESCE E.	56.704



ACI Racing Weekend Misano 30 Luglio-2 Agosto 2020

Formula Regional European Championship - Sector and Speeds Race 2

Misano Circuit Sic 58 4.226 m

RESULTS			
1	14	LECLERC Arthur	F3 Tatuus 318 A.R. Laps 21
2	10	PETECOF Gianluca	F3 Tatuus 318 A.R. 4.772
3	6	RASMUSSEN Oliver	F3 Tatuus 318 A.R. 15.806
4	5	PASMA Patrick	F3 Tatuus 318 A.R. 24.434
5	3	CHOVET Pierre Louis	F3 Tatuus 318 A.R. 24.856
6	4	VIPS Juri	F3 Tatuus 318 A.R. 26.750
7	40	LAPPALAINEN Konsta	F3 Tatuus 318 A.R. 30.737
8	55	CHADWICK Jamie Laura	F3 Tatuus 318 A.R. 46.393
9	99	COLA Andrea	F3 Tatuus 318 A.R. 51.781
10	33	HENRION Gillian	F3 Tatuus 318 A.R. 53.529
11	41	PESCE Emilio	F3 Tatuus 318 A.R. 56.704

SPEED			
1	3	CHOVET Pierre Louis	F3 Tatuus 318 A.R. 216,0
2	5	PASMA Patrick	F3 Tatuus 318 A.R. 215,1
3	41	PESCE Emilio	F3 Tatuus 318 A.R. 213,9
4	10	PETECOF Gianluca	F3 Tatuus 318 A.R. 213,9
5	55	CHADWICK Jamie Laura	F3 Tatuus 318 A.R. 212,2
6	40	LAPPALAINEN Konsta	F3 Tatuus 318 A.R. 212,2
7	14	LECLERC Arthur	F3 Tatuus 318 A.R. 211,8
8	4	VIPS Juri	F3 Tatuus 318 A.R. 211,4
9	6	RASMUSSEN Oliver	F3 Tatuus 318 A.R. 210,9
10	99	COLA Andrea	F3 Tatuus 318 A.R. 210,5
11	33	HENRION Gillian	F3 Tatuus 318 A.R. 210,1

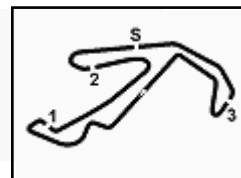
SEG. 1		
1	4	VIPS Juri 23.139
2	14	LECLERC Arthur 23.196
3	10	PETECOF Gianluca 23.214
4	5	PASMA Patrick 23.341
5	6	RASMUSSEN Oliver 23.376
6	3	CHOVET Pierre Louis 23.451
7	40	LAPPALAINEN Konsta 23.487
8	55	CHADWICK Jamie Laura 23.629
9	99	COLA Andrea 23.721
10	33	HENRION Gillian 23.883
11	41	PESCE Emilio 24.061

SEG. 2		
1	14	LECLERC Arthur 21.692
2	10	PETECOF Gianluca 21.695
3	40	LAPPALAINEN Konsta 21.717
4	3	CHOVET Pierre Louis 21.734
5	5	PASMA Patrick 21.794
6	6	RASMUSSEN Oliver 21.813
7	99	COLA Andrea 21.895
8	4	VIPS Juri 21.924
9	55	CHADWICK Jamie Laura 21.927
10	41	PESCE Emilio 22.018
11	33	HENRION Gillian 22.138

SEG. 3		
1	3	CHOVET Pierre Louis 25.689
2	14	LECLERC Arthur 25.703
3	10	PETECOF Gianluca 25.746
4	4	VIPS Juri 25.853
5	6	RASMUSSEN Oliver 25.875
6	5	PASMA Patrick 25.876
7	40	LAPPALAINEN Konsta 25.928
8	55	CHADWICK Jamie Laura 25.982
9	41	PESCE Emilio 26.076
10	99	COLA Andrea 26.255
11	33	HENRION Gillian 26.330

SEG. 4		
1	14	LECLERC Arthur 19.679
2	10	PETECOF Gianluca 19.699
3	4	VIPS Juri 19.753
4	3	CHOVET Pierre Louis 19.865
5	40	LAPPALAINEN Konsta 19.899
6	5	PASMA Patrick 19.932
7	6	RASMUSSEN Oliver 19.942
8	55	CHADWICK Jamie Laura 19.945
9	99	COLA Andrea 20.070
10	33	HENRION Gillian 20.180
11	41	PESCE Emilio 20.348

01/08/2020



ACI Racing Weekend Misano 30 Luglio-2 Agosto 2020
Formula Regional European Championship - Analysis Race 2

Misano Circuit Sic 58 4.226 m

Start at 19:57'26.146

1 / 3

Table for driver 3 P. CHOVELT (1'30.935) showing lap times, km/h, and local times across 21 laps.

Table for driver 14 showing lap times, km/h, and local times across 14-21 laps.

Table for driver 4 J. VIPS (1'30.884) showing lap times, km/h, and local times across 21 laps.

Table for driver 6 O. RASMUSSEN (1'31.141) showing lap times, km/h, and local times across 1-21 laps.

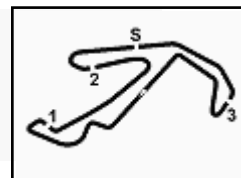
Table for driver 5 P. PASMA (1'31.003) showing lap times, km/h, and local times across 13 laps.

Table for driver 10 G. PETECOF (1'30.378) showing lap times, km/h, and local times across 1-21 laps.

Table for driver 14 A. LECLERC (1'30.397) showing lap times, km/h, and local times across 4 laps.

01/08/2020 P = Pits In/Out - C = Lap Time Cancelled





ACI Racing Weekend Misano 30 Luglio-2 Agosto 2020

Formula Regional European Championship - Analysis Race 2

Misano Circuit Sic 58 4.226 m

Start at 19:57'26.146

2 / 3

Lap	Seg.1	Seg.2	Seg.3	Seg.4	Lap Time	km/h	Local Time
5	23.525	21.866	25.918	19.885	1'31.194	210,5	20:05'07.002
6	23.283	21.819	25.915	19.879	1'30.896	210,1	20:06'37.898
7	23.361	21.776	25.939	19.813	1'30.889	210,5	20:08'08.787
8	23.305	21.794	25.840	19.764	1'30.703	210,5	20:09'39.490
9	23.254	21.761	25.843	19.811	1'30.669	210,5	20:11'10.159
10	23.283	21.727	25.782	19.837	1'30.629	210,9	20:12'40.788
11	23.235	21.692	26.145	19.841	1'30.913	208,1	20:14'11.701
12	23.370	21.835	25.867	19.897	1'30.969	210,9	20:15'42.670
13	23.338	21.869	25.840	19.844	1'30.891	210,9	20:17'13.561
14	23.283	21.794	25.768	19.791	1'30.636	210,5	20:18'44.197
15	23.317	21.753	25.848	19.851	1'30.769	210,5	20:20'14.966
16	23.538	21.799	25.772	19.687	1'30.796	210,1	20:21'45.762
17	23.223	21.704	25.703	19.767	1'30.397	211,4	20:23'16.159
18	23.196	21.718	25.815	19.803	1'30.532	211,4	20:24'46.691
19	23.370	21.723	25.749	19.748	1'30.590	211,8	20:26'17.281
20	23.281	21.734	25.815	19.679	1'30.509	211,4	20:27'47.790
21	23.324	21.809	25.874	20.029	1'31.036	211,4	20:29'18.826
Race Time 31'52.680							

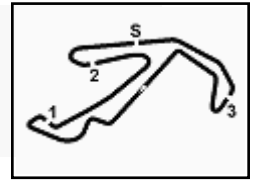
41 E. PESCE (1'32.800)							
Lap	Seg.1	Seg.2	Seg.3	Seg.4	Lap Time	km/h	Local Time
1		23.066	26.684	20.528	1'42.800	211,4	19:59'08.946
2	24.490	22.280	26.441	20.461	1'33.672	212,2	20:00'42.618
3	24.270	22.345	26.215	20.614	1'33.444	213,0	20:02'16.062
4	24.142	22.494	26.577	20.561	1'33.774	213,9	20:03'49.836
5	24.377	22.178	26.305	20.484	1'33.344	212,2	20:05'23.180
6	24.123	22.627	26.289	20.396	1'33.435	211,4	20:06'56.615
7	24.168	22.251	26.212	20.402	1'33.033	211,4	20:08'29.648
8	24.135	22.273	26.208	20.543	1'33.159	210,9	20:10'02.807
9	24.144	22.187	26.121	20.348	1'32.800	211,8	20:11'35.607
10	24.061	22.151	26.116	20.513	1'32.841	212,2	20:13'08.448
11	24.118	22.132	26.166	20.479	1'32.895	211,8	20:14'41.343
12	24.125	22.217	26.164	20.531	1'33.037	211,4	20:16'14.380
13	24.471	22.264	26.247	20.387	1'33.369	211,4	20:17'47.749
14	24.226	22.116	26.120	20.728	1'33.190	210,9	20:19'20.939
15	24.326	22.144	26.116	20.828	1'33.414	210,5	20:20'54.353
16	24.336	22.281	26.354	20.617	1'33.588	210,1	20:22'27.941
17	24.201	22.314	26.214	20.676	1'33.405	210,5	20:24'01.346
18	24.383	22.018	26.076	20.648	1'33.125	210,9	20:25'34.471
19	24.300	22.283	26.283	20.716	1'33.582	210,5	20:27'08.053
20	24.481	22.127	26.180	20.759	1'33.547	210,9	20:28'41.600
21	24.475	22.461	26.244	20.750	1'33.930	210,9	20:30'15.530
Race Time 32'49.384							

55 J. CHADWICK (1'31.596)							
Lap	Seg.1	Seg.2	Seg.3	Seg.4	Lap Time	km/h	Local Time
1		22.530	26.506	20.203	1'39.373	211,4	19:59'05.519
2	23.784	22.142	26.170	20.195	1'32.291	211,8	20:00'37.810
3	23.722	22.158	26.142	20.019	1'32.041	210,9	20:02'09.851
4	23.746	22.226	26.247	20.045	1'32.264	211,4	20:03'42.115
5	23.629	22.054	26.154	19.972	1'31.809	211,4	20:05'13.924
6	23.643	22.382	26.139	19.975	1'32.139	210,5	20:06'46.063
7	23.854	22.055	26.138	19.977	1'32.024	209,7	20:08'18.087
8	23.749	22.271	26.232	20.102	1'32.354	210,9	20:09'50.441
9	23.642	22.005	26.049	20.037	1'31.733	210,9	20:11'22.174
10	23.722	21.996	26.097	20.876	1'32.691	210,9	20:12'54.865
11	23.768	22.168	26.201	19.978	1'32.115	211,4	20:14'26.980
12	23.703	22.003	26.031	20.006	1'31.743	211,4	20:15'58.723
13	23.677	22.011	25.982	19.991	1'31.661	211,8	20:17'30.384
14	23.703	21.927	26.021	19.945	1'31.596	212,2	20:19'01.980
15	23.664	21.943	26.096	20.085	1'31.788	211,4	20:20'33.768
16	24.392	24.391	26.633	20.176	1'35.592	211,4	20:22'09.360
17	23.858	22.229	26.479	20.339	1'32.905	210,9	20:23'42.265
18	23.923	22.879	26.678	20.900	1'34.380	211,4	20:25'16.645
19	25.021	22.939	26.824	20.992	1'35.776	210,1	20:26'52.421
20	24.959	22.697	27.246	21.152	1'36.054	209,7	20:28'28.475
21	25.024	22.946	27.236	21.538	1'36.744	209,7	20:30'05.219
Race Time 32'39.073							

99 A. COLA (1'32.150)							
Lap	Seg.1	Seg.2	Seg.3	Seg.4	Lap Time	km/h	Local Time
1		23.041	26.656	20.652	1'42.135	210,1	19:59'08.281
2	24.326	22.336	26.492	20.424	1'33.578	210,5	20:00'41.859
3	24.120	22.359	26.553	20.425	1'33.457	209,7	20:02'15.316
4	24.122	22.435	26.589	20.355	1'33.501	208,5	20:03'48.817
5	24.001	22.030	26.389	20.261	1'32.681	209,3	20:05'21.498
6	24.078	22.093	26.378	20.137	1'32.686	209,7	20:06'54.184
7	23.835	21.967	26.278	20.070	1'32.150	208,9	20:08'26.334
8	23.994	22.005	26.341	20.154	1'32.494	209,7	20:09'58.828
9	24.232	22.191	26.500	20.378	1'33.301	209,3	20:11'32.129
10	24.268	22.126	26.420	20.189	1'33.003	208,9	20:13'05.132

01/08/2020

P = Pits In/Out - C = Lap Time Cancelled



ACI Racing Weekend Misano 30 Luglio-2 Agosto 2020
Formula Regional European Championship - Analysis Race 2

Misano Circuit Sic 58 4.226 m

Start at 19:57'26.146

11	23.985	21.895	26.256	20.152	1'32.288	210,5	20:14'37.420
12	24.067	23.145	26.310	20.226	1'33.748	209,3	20:16'11.168
13	23.873	22.118	26.859	20.291	1'33.141	207,7	20:17'44.309
14	23.955	22.025	26.314	20.129	1'32.423	209,7	20:19'16.732
15	23.801	22.153	26.255	20.147	1'32.356	208,9	20:20'49.088
16	23.721	22.252	26.366	20.153	1'32.492	208,5	20:22'21.580
17	24.100	22.234	26.557	20.202	1'33.093	209,3	20:23'54.673
18	24.237	22.408	26.633	20.427	1'33.705	208,5	20:25'28.378
19	24.413	22.505	26.508	20.667	1'34.093	209,3	20:27'02.471
20	24.181	22.501	26.456	20.757	1'33.895	210,1	20:28'36.366
21	24.181	22.513	26.643	20.904	1'34.241	209,3	20:30'10.607

Race Time 32'44.461