

# ACI Racing Weekend Misano 30 Luglio-2 Agosto 2020

## Formula Regional European Championship - Results Qualifying 1

Misano Circuit Sic 58 4.226 m

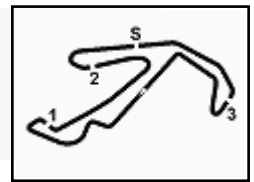
No.	Driver	Nat	Entrant	Team	Car	Class	Time	Gap	Rel.	Laps
1	<b>14 LECLERC</b> Arthur	MON	Prema Powerteam	Prema Powerteam	F3 Tatuus 318 A.R.	R	<b>1'30.269</b>			9
2	<b>10 PETECOF</b> Gianluca	BRA	Prema Powerteam	Prema Powerteam	F3 Tatuus 318 A.R.	R	<b>1'30.329</b>	0.060	0.060	8
3	<b>4 VIPS</b> Juri	EST	KIC Motorsport	KIC Motorsport	F3 Tatuus 318 A.R.	R	<b>1'30.350</b>	0.081	0.021	8
4	<b>6 RASMUSSEN</b> Oliver	DEN	Prema Powerteam	Prema Powerteam	F3 Tatuus 318 A.R.	R	<b>1'30.620</b>	0.351	0.270	9
5	<b>3 CHOVEL</b> Pierre Louis	FRA	Van Amersfoort Racing	Van Amersfoort Racing	F3 Tatuus 318 A.R.		<b>1'30.734</b>	0.465	0.114	8
6	<b>5 PASMA</b> Patrick	FIN	KIC Motorsport	KIC Motorsport	F3 Tatuus 318 A.R.		<b>1'30.753</b>	0.484	0.019	8
7	<b>55 CHADWICK</b> Jamie Laura	GBR	Prema Powerteam	Prema Powerteam	F3 Tatuus 318 A.R.		<b>1'30.930</b>	0.661	0.177	8
8	<b>41 PESCE</b> Emilio	ITA	DR Formula RP Motorsport	DR Formula RP Motorsport	F3 Tatuus 318 A.R.	R	<b>1'31.593</b>	1.324	0.663	9
9	<b>40 LAPPALAINEN</b> Konsta	FIN	KIC Motorsport	KIC Motorsport	F3 Tatuus 318 A.R.		<b>1'31.775</b>	1.506	0.182	9
10	<b>33 HENRION</b> Gillian	FRA	Henrion Samuel GTE	Gillian Track Events GTE	F3 Tatuus 318 A.R.		<b>1'32.444</b>	2.175	0.669	9
11	<b>99 COLA</b> Andrea	ITA	Monolite Racing	Monolite Racing	F3 Tatuus 318 A.R.	R	<b>1'33.157</b>	2.888	0.713	5

Humidity:	56%	AIR	32°C
Condition:	DRY	Temp:	47°C

Race Director : Alessandro Ferrari

Clerk of the Course : Fabrizio Fondacci

	Start	End
31/07/2020	17:59	18:16



# ACI Racing Weekend Misano 30 Luglio-2 Agosto 2020

## Formula Regional European Championship - 2° Time Qualifying 1

Misano Circuit Sic 58 4.226 m

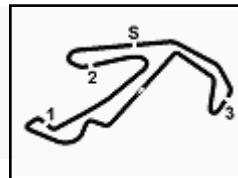
1 / 2

No.	Driver	Nat	Entrant	Team	Car	Class	Time	Gap	Rel.	Laps
1	<b>10 PETECOF</b> Gianluca	BRA	Prema Powerteam	Prema Powerteam	F3 Tatuus 318 A.R.	R	<b>1'30.429</b>			8
2	<b>14 LECLERC</b> Arthur	MON	Prema Powerteam	Prema Powerteam	F3 Tatuus 318 A.R.	R	<b>1'30.636</b>	0.207	0.207	9
3	<b>6 RASMUSSEN</b> Oliver	DEN	Prema Powerteam	Prema Powerteam	F3 Tatuus 318 A.R.	R	<b>1'30.713</b>	0.284	0.077	9
4	<b>4 VIPS</b> Juri	EST	KIC Motorsport	KIC Motorsport	F3 Tatuus 318 A.R.	R	<b>1'30.985</b>	0.556	0.272	8
5	<b>3 CHOVET</b> Pierre Louis	FRA	Van Amersfoort Racing	Van Amersfoort Racing	F3 Tatuus 318 A.R.		<b>1'31.056</b>	0.627	0.071	8
6	<b>55 CHADWICK</b> Jamie Laura	GBR	Prema Powerteam	Prema Powerteam	F3 Tatuus 318 A.R.		<b>1'31.172</b>	0.743	0.116	8
7	<b>5 PASMA</b> Patrick	FIN	KIC Motorsport	KIC Motorsport	F3 Tatuus 318 A.R.		<b>1'31.328</b>	0.899	0.156	8
8	<b>41 PESCE</b> Emilio	ITA	DR Formula RP Motorsport	DR Formula RP Motorsport	F3 Tatuus 318 A.R.	R	<b>1'31.595</b>	1.166	0.267	9
9	<b>40 LAPPALAINEN</b> Konsta	FIN	KIC Motorsport	KIC Motorsport	F3 Tatuus 318 A.R.		<b>1'31.837</b>	1.408	0.242	9
10	<b>33 HENRION</b> Gillian	FRA	Henrion Samuel GTE	Gillian Track Events GTE	F3 Tatuus 318 A.R.		<b>1'32.465</b>	2.036	0.628	9
11	<b>99 COLA</b> Andrea	ITA	Monolite Racing	Monolite Racing	F3 Tatuus 318 A.R.	R	<b>1'35.849</b>	5.420	3.384	5

Race Director : Alessandro Ferrari

Clerk of the Course : Fabrizio Fondacci

31/07/2020      Start      End  
 17:59      18:16



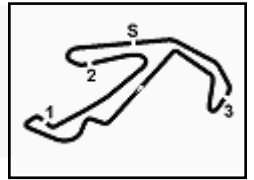
**ACI Racing Weekend Misano 30 Luglio-2 Agosto 2020**  
**Formula Regional European Championship - Starting Grid Race 1**

Misano Circuit Sic 58 4.226 m

Duration: 30' +1 Lap

			<b>99</b>	<b>COLA A.</b> F3 Tatuus 31	<b>1'33.157</b>	<b>6</b>
<b>33</b>	<b>HENRION G.</b> F3 Tatuus 31	<b>1'32.444</b>	<b>40</b>	<b>LAPPALAINEN K.</b> F3 Tatuus 31	<b>1'31.775</b>	<b>5</b>
<b>41</b>	<b>PESCE E.</b> F3 Tatuus 31	<b>1'31.593</b>	<b>55</b>	<b>CHADWICK J.</b> F3 Tatuus 31	<b>1'30.930</b>	<b>4</b>
<b>5</b>	<b>PASMA P.</b> F3 Tatuus 31	<b>1'30.753</b>	<b>3</b>	<b>CHOVET P.</b> F3 Tatuus 31	<b>1'30.734</b>	<b>3</b>
<b>6</b>	<b>RASMUSSEN O.</b> F3 Tatuus 31	<b>1'30.620</b>	<b>4</b>	<b>VIPS J.</b> F3 Tatuus 31	<b>1'30.350</b>	<b>2</b>
<b>10</b>	<b>PETECOF G.</b> F3 Tatuus 31	<b>1'30.329</b>	<b>14</b>	<b>LECLERC A.</b> F3 Tatuus 31	<b>1'30.269</b>	<b>1</b>

31/07/2020 Chairman of the Jury .....



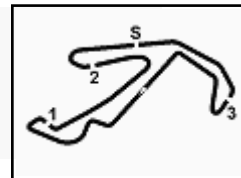
# ACI Racing Weekend Misano 30 Luglio-2 Agosto 2020

## Formula Regional European Championship - Ideal Times Qualifying 1

Misano Circuit Sic 58 4.226 m

No. Driver	Car	Seg. 1	Seg. 2	Seg. 3	Seg. 4	Ideal Time		
		Diff. 1	Diff. 2	Diff. 3	Diff. 4	Best Lap	Pos.	Diff.
1 <b>14 LECLERC A.</b> (MON)	F3 Tatuus 318 A.R.	23.069	21.657 +0.057	<b>25.672</b>	19.740 +0.074	<b>1'30.138</b> 1'30.269	1	0.131
2 <b>10 PETECOF G.</b> (BRA)	F3 Tatuus 318 A.R.	23.060 +0.067	<b>21.603</b>	25.811 +0.007	<b>19.696</b> +0.085	<b>1'30.170</b> 1'30.329	2	0.159
3 <b>4 VIPS J.</b> (EST)	F3 Tatuus 318 A.R.	<b>23.019</b>	21.752	25.836	19.743	<b>1'30.350</b> 1'30.350	3	
4 <b>6 RASMUSSEN O.</b> (DEN)	F3 Tatuus 318 A.R.	23.136 +0.022	21.715 +0.116	25.818 +0.018	19.772 +0.023	<b>1'30.441</b> 1'30.620	4	0.179
5 <b>55 CHADWICK J.</b> (GBR)	F3 Tatuus 318 A.R.	23.187 +0.096	21.709 +0.175	25.958	19.805	<b>1'30.659</b> 1'30.930	7	0.271
6 <b>3 CHOVEL P.</b> (FRA)	F3 Tatuus 318 A.R.	23.347	21.795	25.822	19.733 +0.037	<b>1'30.697</b> 1'30.734	5	0.037
7 <b>5 PASMA P.</b> (FIN)	F3 Tatuus 318 A.R.	23.181	21.813	25.930	19.829	<b>1'30.753</b> 1'30.753	6	
8 <b>41 PESCE E.</b> (ITA)	F3 Tatuus 318 A.R.	23.398 +0.144	21.955	26.048 +0.032	20.016	<b>1'31.417</b> 1'31.593	8	0.176
9 <b>40 LAPPALAINEN K.</b> (FIN)	F3 Tatuus 318 A.R.	23.483 +0.037	21.944 +0.048	26.214 +0.019	19.905 +0.125	<b>1'31.546</b> 1'31.775	9	0.229
10 <b>33 HENRION G.</b> (FRA)	F3 Tatuus 318 A.R.	23.747	22.044 +0.031	26.367 +0.069	20.083 +0.103	<b>1'32.241</b> 1'32.444	10	0.203
11 <b>99 COLA A.</b> (ITA)	F3 Tatuus 318 A.R.	23.936 +0.104	22.321	26.393 +0.102	20.301	<b>1'32.951</b> 1'33.157	11	0.206
<b>Overall Ideal Time</b>		23.019	21.603	25.672	19.696	<b>1'29.990</b>		

31/07/2020



ACI Racing Weekend Misano 30 Luglio-2 Agosto 2020  
Formula Regional European Championship - Analysis Qualifying 1

Misano Circuit Sic 58 4.226 m

1 / 2

3 P. CHOVET (1'30.734)								14 A. LECLERC (1'30.269)							
Lap	Seg.1	Seg.2	Seg.3	Seg.4	Lap Time	km/h	Local Time	Lap	Seg.1	Seg.2	Seg.3	Seg.4	Lap Time	km/h	Local Time
1		26.209	28.621	22.278	203,8	18:02'13.546		1		24.119	27.927	21.618	207,3	18:01'52.132	
2	26.236	31.457	34.192	21.373	1'53.258	202,2	18:04'06.804	2	25.170	22.361	26.145	19.844	1'33.520	207,7	18:03'25.652
3	24.130	22.136	26.168	19.965	1'32.399	210,5	18:05'39.203	3	23.184	21.930	25.943	19.796	1'30.853	209,3	18:04'56.505
4	24.184	21.923	25.968	19.772	1'31.847	210,5	18:07'11.050	4	23.693	21.753	25.948	<b>19.740</b>	1'31.134	209,7	18:06'27.639
5	30.465	26.966	28.352	20.593	1'46.376	200,7	18:08'57.426	5	26.892	23.150	26.598	19.948	1'36.588	209,3	18:08'04.227
6	23.550	21.858	25.915	<b>19.733</b>	1'31.056	209,7	18:10'28.482	6	23.252	21.788	25.908	19.820	1'30.768	210,1	18:09'34.995
7	28.672	24.048	29.065	20.943	1'42.728	208,1	18:12'11.210	7	23.326	<b>21.657</b>	25.856	19.797	1'30.636	210,9	18:11'05.631
8	<b>23.347</b>	<b>21.795</b>	<b>25.822</b>	19.770	<b>1'30.734</b>	<b>211,4</b>	18:13'41.944	8	26.430	27.203	27.328	19.901	1'40.862	209,3	18:12'46.493
9	23.563	22.749	28.050	37.322	1'51.684P	210,5	18:15'33.628	9	<b>23.069</b>	21.714	<b>25.672</b>	19.814	<b>1'30.269</b>	<b>211,8</b>	18:14'16.762
								10	24.761	23.468	26.153	30.525	1'44.907P	210,5	18:16'01.669

4 J. VIPS (1'30.350)								33 G. HENRION (1'32.444)							
Lap	Seg.1	Seg.2	Seg.3	Seg.4	Lap Time	km/h	Local Time	Lap	Seg.1	Seg.2	Seg.3	Seg.4	Lap Time	km/h	Local Time
1		25.002	27.787	21.633	204,9	18:02'50.041		1							18:00'55.319
2	25.935	22.968	27.581	21.453	1'37.937	204,9	18:04'27.978	2	47.542	23.977	28.007	20.594	2'00.120P	200,4	18:02'55.439
3	23.199	22.263	26.124	19.949	1'31.535	206,9	18:05'59.513	3	24.863	23.146	27.108	20.549	1'35.666	206,5	18:04'31.105
4	26.633	28.462	32.662	21.458	1'49.215	169,5	18:07'48.728	4	23.972	22.210	26.611	20.251	1'33.044	204,5	18:06'04.149
5	23.282	21.823	26.005	19.875	1'30.985	206,5	18:09'19.713	5	<b>23.747</b>	22.075	26.436	20.186	<b>1'32.444</b>	204,9	18:07'36.593
6	26.892	26.716	29.520	25.710	1'48.838	201,5	18:11'08.551	6	23.800	22.120	26.545	<b>20.083</b>	1'32.548	204,2	18:09'09.141
7	23.955	25.849	29.858	20.650	1'40.312	173,4	18:12'48.863	7	23.751	22.086	<b>26.367</b>	20.398	1'32.602	206,5	18:10'41.743
8	<b>23.019</b>	<b>21.752</b>	<b>25.836</b>	<b>19.743</b>	<b>1'30.350</b>	<b>208,9</b>	18:14'19.213	8	24.718	25.060	27.877	20.147	1'37.802	<b>206,9</b>	18:12'19.545
9	26.409	28.617	34.355	36.670	2'06.051P	157,0	18:16'25.264	9	23.774	<b>22.044</b>	26.414	20.233	1'32.465	206,1	18:13'52.010
								10	23.827	22.165	26.523	20.267	1'32.782	<b>206,9</b>	18:15'24.792

5 P. PASMA (1'30.753)								40 K. LAPPALAINEN (1'31.775)							
Lap	Seg.1	Seg.2	Seg.3	Seg.4	Lap Time	km/h	Local Time	Lap	Seg.1	Seg.2	Seg.3	Seg.4	Lap Time	km/h	Local Time
1		24.772	28.154	21.366	204,2	18:02'27.108		1		25.581	28.998	21.856	203,8	18:02'12.169	
2	25.544	22.939	27.178	20.590	1'36.251	209,3	18:04'03.359	2	25.847	23.350	28.522	20.963	1'38.682	204,9	18:03'50.851
3	23.692	22.070	26.245	20.109	1'32.116	207,3	18:05'35.475	3	23.841	22.156	26.357	20.023	1'32.377	<b>206,5</b>	18:05'23.228
4	23.379	21.969	26.057	20.042	1'31.447	209,3	18:07'06.922	4	23.682	21.993	26.301	19.972	1'31.948	<b>206,5</b>	18:06'55.176
5	27.349	24.704	30.340	20.567	1'42.960	208,5	18:08'49.882	5	23.540	22.104	26.288	<b>19.905</b>	1'31.837	204,9	18:08'27.013
6	23.338	22.068	25.984	19.938	1'31.328	210,1	18:10'21.210	6	26.502	25.848	28.805	20.294	1'41.449	192,5	18:10'08.462
7	27.904	25.821	27.480	20.274	1'41.479	209,3	18:12'02.689	7	23.520	21.992	26.233	20.030	<b>1'31.775</b>	205,3	18:11'40.237
8	<b>23.181</b>	<b>21.813</b>	<b>25.930</b>	<b>19.829</b>	<b>1'30.753</b>	210,1	18:13'33.442	8	<b>23.483</b>	<b>21.944</b>	26.740	20.038	1'32.205	203,8	18:13'12.442
9	23.228	21.950	27.588	38.690	1'51.456P	<b>211,8</b>	18:15'24.898	9	26.076	23.782	27.560	20.607	1'38.025	205,3	18:14'50.467
								10	23.616	22.066	<b>26.214</b>	20.119	1'32.015	205,7	18:16'22.482

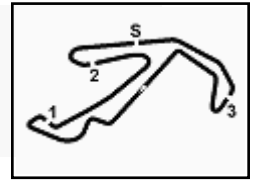
6 O. RASMUSSEN (1'30.620)								41 E. PESCE (1'31.593)							
Lap	Seg.1	Seg.2	Seg.3	Seg.4	Lap Time	km/h	Local Time	Lap	Seg.1	Seg.2	Seg.3	Seg.4	Lap Time	km/h	Local Time
1		24.023	28.563	21.264	206,5	18:01'55.111		1		24.592	28.825	21.412	198,2	18:02'01.553	
2	24.950	22.480	26.852	20.099	1'34.381	207,7	18:03'29.492	2	24.367	22.559	26.911	20.263	1'34.100	207,3	18:03'35.653
3	23.340	21.865	25.867	<b>19.772</b>	1'30.844	<b>209,7</b>	18:05'00.336	3	24.158	22.341	26.482	20.172	1'33.153C	207,7	18:05'08.806
4	23.405	22.376	26.289	20.074	1'32.144	208,9	18:06'32.480	4	23.871	22.094	26.219	<b>20.016</b>	1'32.200	209,3	18:06'41.006
5	26.242	23.655	26.675	20.142	1'36.714	208,1	18:08'09.194	5	26.996	24.180	29.136	20.878	1'41.190	200,7	18:08'22.196
6	23.214	<b>21.715</b>	<b>25.818</b>	20.130	1'30.877	209,3	18:09'40.071	6	23.542	<b>21.955</b>	26.080	<b>20.016</b>	<b>1'31.593</b>	208,5	18:09'53.789
7	26.734	25.509	27.234	20.321	1'39.798	209,3	18:11'19.869	7	23.768	24.690	30.206	21.884	1'40.548	197,4	18:11'34.337
8	<b>23.136</b>	21.862	25.881	19.834	1'30.713	209,3	18:12'50.582	8	23.514	22.004	<b>26.048</b>	20.029	1'31.595	<b>209,7</b>	18:13'05.932
9	24.292	22.082	27.873	20.781	1'35.028	209,3	18:14'25.610	9	26.794	23.791	28.521	20.492	1'39.598	204,9	18:14'45.530
10	23.158	21.831	25.836	19.795	<b>1'30.620</b>	<b>209,7</b>	18:15'56.230	10	<b>23.398</b>	22.242	26.145	20.033	1'31.818	<b>209,7</b>	18:16'17.348

10 G. PETECOF (1'30.329)								55 J. CHADWICK (1'30.930)							
Lap	Seg.1	Seg.2	Seg.3	Seg.4	Lap Time	km/h	Local Time	Lap	Seg.1	Seg.2	Seg.3	Seg.4	Lap Time	km/h	Local Time
1		25.860	29.941	21.980	183,4	18:02'35.819		1		24.114	27.465	20.998	207,7	18:02'03.495	
2	25.226	23.400	28.690	21.234	1'38.550	200,0	18:04'14.369	2	29.403	23.208	27.194	20.589	1'40.394	205,3	18:03'43.889
3	23.433	23.604	27.125	20.092	1'34.254	207,3	18:05'48.623	3	23.663	21.945	26.208	19.944	1'31.760	209,3	18:05'15.649
4	23.135	21.732	25.850	19.846	1'30.563	209,3	18:07'19.186	4	23.441	21.834	26.088	19.809	1'31.172	209,7	18:06'46.821
5	26.297	25.183	29.990	23.324	1'44.794	196,0	18:09'03.980	5	29.167	27.735	30.468	21.471	1'48.841	190,8	18:08'35.662
6	<b>23.060</b>	21.676	25.877	19.816	1'30.429	210,1	18:10'34.409	6	23.477	<b>21.709</b>	26.197	19.938	1'31.321	209,3	18:10'06.983
7	27.776	26.745	28.727	19.977	1'43.225	209,7	18:12'17.634	7	28.915	26.643	29.209	20.220	1'44.987	200,7	18:11'51.970
8	23.127	<b>21.603</b>	25.818	19.781	<b>1'30.329</b>	210,1	18:13'47.963	8	<b>23.187</b>	22.654	27.269	20.581	1'33.691	209,7	18:13'25.661
9	23.207	21.763	<b>25.811</b>	<b>19.696</b>	1'30.477	<b>211,4</b>	18:15'18.440								

31/07/2020

P = Pits In/Out - C = Lap Time Cancelled





# ACI Racing Weekend Misano 30 Luglio-2 Agosto 2020

## Formula Regional European Championship - Analysis Qualifying 1

Misano Circuit Sic 58 4.226 m

2 / 2

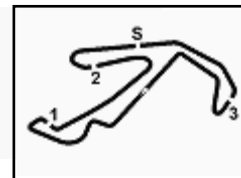
9 23.283 21.884 **25.958** **19.805** **1'30.930** **210,5** 18:14'56.591

### 99 A. COLA (1'33.157)

Lap	Seg.1	Seg.2	Seg.3	Seg.4	Lap Time	km/h	Local Time
1		24.527	28.169	21.624		201,9	18:02'14.652
2	26.016	23.763	27.487	21.158	1'38.424	207,3	18:03'53.076
3	24.296	23.782	27.133	20.638	1'35.849	206,9	18:05'28.925
4	24.040	<b>22.321</b>	26.495	<b>20.301</b>	<b>1'33.157</b>	<b>209,3</b>	18:07'02.082
5	27.445	26.031	28.604	20.901	1'42.981	206,1	18:08'45.063
6	<b>23.936</b>	22.513	<b>26.393</b>	35.322	1'48.164P	208,9	18:10'33.227

31/07/2020

P = Pits In/Out - C = Lap Time Cancelled



# ACI Racing Weekend Misano 30 Luglio-2 Agosto 2020

## Formula Regional European Championship - Sector and Speeds Qualifying 1

Misano Circuit Sic 58 4.226 m

BEST LAP			
1	14	LECLERC Arthur	F3 Tatuus 318 A.R. 1'30.269
2	10	PETECOF Gianluca	F3 Tatuus 318 A.R. 1'30.329
3	4	VIPS Juri	F3 Tatuus 318 A.R. 1'30.350
4	6	RASMUSSEN Oliver	F3 Tatuus 318 A.R. 1'30.620
5	3	CHOVET Pierre Louis	F3 Tatuus 318 A.R. 1'30.734
6	5	PASMA Patrick	F3 Tatuus 318 A.R. 1'30.753
7	55	CHADWICK Jamie Laura	F3 Tatuus 318 A.R. 1'30.930
8	41	PESCE Emilio	F3 Tatuus 318 A.R. 1'31.593
9	40	LAPPALAINEN Konsta	F3 Tatuus 318 A.R. 1'31.775
10	33	HENRION Gillian	F3 Tatuus 318 A.R. 1'32.444
11	99	COLA Andrea	F3 Tatuus 318 A.R. 1'33.157

SPEED			
1	14	LECLERC Arthur	F3 Tatuus 318 A.R. 211,8
2	5	PASMA Patrick	F3 Tatuus 318 A.R. 211,8
3	10	PETECOF Gianluca	F3 Tatuus 318 A.R. 211,4
4	3	CHOVET Pierre Louis	F3 Tatuus 318 A.R. 211,4
5	55	CHADWICK Jamie Laura	F3 Tatuus 318 A.R. 210,5
6	41	PESCE Emilio	F3 Tatuus 318 A.R. 209,7
7	6	RASMUSSEN Oliver	F3 Tatuus 318 A.R. 209,7
8	99	COLA Andrea	F3 Tatuus 318 A.R. 209,3
9	4	VIPS Juri	F3 Tatuus 318 A.R. 208,9
10	33	HENRION Gillian	F3 Tatuus 318 A.R. 206,9
11	40	LAPPALAINEN Konsta	F3 Tatuus 318 A.R. 206,5

SEG. 1		
1	4	VIPS Juri 23.019
2	10	PETECOF Gianluca 23.060
3	14	LECLERC Arthur 23.069
4	6	RASMUSSEN Oliver 23.136
5	5	PASMA Patrick 23.181
6	55	CHADWICK Jamie Laura 23.187
7	3	CHOVET Pierre Louis 23.347
8	41	PESCE Emilio 23.398
9	40	LAPPALAINEN Konsta 23.483
10	33	HENRION Gillian 23.747
11	99	COLA Andrea 23.936

SEG. 2		
1	10	PETECOF Gianluca 21.603
2	14	LECLERC Arthur 21.657
3	55	CHADWICK Jamie Laura 21.709
4	6	RASMUSSEN Oliver 21.715
5	4	VIPS Juri 21.752
6	3	CHOVET Pierre Louis 21.795
7	5	PASMA Patrick 21.813
8	40	LAPPALAINEN Konsta 21.944
9	41	PESCE Emilio 21.955
10	33	HENRION Gillian 22.044
11	99	COLA Andrea 22.321

SEG. 3		
1	14	LECLERC Arthur 25.672
2	10	PETECOF Gianluca 25.811
3	6	RASMUSSEN Oliver 25.818
4	3	CHOVET Pierre Louis 25.822
5	4	VIPS Juri 25.836
6	5	PASMA Patrick 25.930
7	55	CHADWICK Jamie Laura 25.958
8	41	PESCE Emilio 26.048
9	40	LAPPALAINEN Konsta 26.214
10	33	HENRION Gillian 26.367
11	99	COLA Andrea 26.393

SEG. 4		
1	10	PETECOF Gianluca 19.696
2	3	CHOVET Pierre Louis 19.733
3	14	LECLERC Arthur 19.740
4	4	VIPS Juri 19.743
5	6	RASMUSSEN Oliver 19.772
6	55	CHADWICK Jamie Laura 19.805
7	5	PASMA Patrick 19.829
8	40	LAPPALAINEN Konsta 19.905
9	41	PESCE Emilio 20.016
10	33	HENRION Gillian 20.083
11	99	COLA Andrea 20.301

31/07/2020