



Circuito de Barcelona
Formula Regional European Championship
Race - 1
Final Results



Cls	N°	Driver	Nat	Competitor	Nat	Rookie	Cls	Laps	Total Time	Gap	Interval	Km/h	Best	Time	Km/h
1	6	Oliver Rasmussen	DNK	Prema Powerteam	ITA	R	1	19	32:41.830			162.2	15	1:42.602	163.3
2	14	Arthur Leclerc	MC	Prema Powerteam	ITA	R	2	19	32:43.231	1.401	1.401	162.1	14	1:42.521	163.4
3	62	Dennis Hauger	NOR	Van Amersfoort Racing	NLD			19	32:43.984	2.154	0.753	162.1	19	1:42.680	163.2
4	5	Patrick Pasma	FIN	Kic Motorsport	FIN			19	32:48.037	6.207	4.053	161.7	8	1:43.044	162.6
5	10	Gianluca Petecof	BRA	Prema Powerteam	ITA	R	3	19	32:50.166	8.336	2.129	161.6	8	1:43.015	162.6
6	40	Konsta Lappalainen	FIN	Kic Motorsport	FIN			19	32:51.890	10.060	1.724	161.4	8	1:42.762	163.0
7	3	Pierre-Louis Chovet	FRA	Van Amersfoort Racing	NLD	R	4	19	32:52.574	10.744	0.684	161.4	2	1:42.015	164.2
8	33	Henrion Gillian	FRA	Gillian Track Events GTE	FRA	R	5	19	32:53.235	11.405	0.661	161.3	5	1:42.609	163.3
9	15	Matteo Nannini	ITA	Monolite Racing	ITA			19	32:55.777	13.947	2.542	161.1	10	1:42.976	162.7
10	55	Jamie Laura Chadwick	GBR	Prema Powerteam	ITA			19	32:56.733	14.903	0.956	161.0	7	1:43.111	162.5
11	41	Emidio Pesce	ITA	DR Formula RP Motorsport	PRT	R	6	19	33:07.902	26.072	11.169	160.1	8	1:43.045	162.6

Fastest lap Pierre-Louis Chovet in 1:42.015 at 164.3 Km/h in lap 2

Published at:.....

Track Temp: **25.5 °C** Air Temp: **17.4 °C** Humidity: **64 %** Track Status: **DRY**

Stewards:

Race Director:

Timekeeper:



Circuito de Barcelona
Formula Regional European Championship
Race - 1
Provisional Results



Cls	Nº	Driver	Nat	Competitor	Nat	Rookie	Cls	Laps	Total Time	Gap	Interval	Km/h	Best	Time	Km/h
1	6	Oliver Rasmussen	DNK	Prema Powerteam	ITA	R	1	19	32:41.830			162.2	15	1:42.602	163.3
2	14	Arthur Leclerc	MC	Prema Powerteam	ITA	R	2	19	32:43.231	1.401	1.401	162.1	14	1:42.521	163.4
3	62	Dennis Hauger	NOR	Van Amersfoort Racing	NLD			19	32:43.984	2.154	0.753	162.1	19	1:42.680	163.2
4	5	Patrick Pasma	FIN	Kic Motorsport	FIN			19	32:48.037	6.207	4.053	161.7	8	1:43.044	162.6
5	10	Gianluca Petecof	BRA	Prema Powerteam	ITA	R	3	19	32:50.166	8.336	2.129	161.6	8	1:43.015	162.6
6	40	Konsta Lappalainen	FIN	Kic Motorsport	FIN			19	32:51.890	10.060	1.724	161.4	8	1:42.762	163.0
7	3	Pierre-Louis Chovet	FRA	Van Amersfoort Racing	NLD	R	4	19	32:52.574	10.744	0.684	161.4	2	1:42.015	164.2
8	33	Henrion Gillian	FRA	Gillian Track Events GTE	FRA	R	5	19	32:53.235	11.405	0.661	161.3	5	1:42.609	163.3
9	15	Matteo Nannini	ITA	Monolite Racing	ITA			19	32:55.777	13.947	2.542	161.1	10	1:42.976	162.7
10	55	Jamie Laura Chadwick	GBR	Prema Powerteam	ITA			19	32:56.733	14.903	0.956	161.0	7	1:43.111	162.5
11	41	Emidio Pesce	ITA	DR Formula RP Motorsport	PRT	R	6	19	33:07.902	26.072	11.169	160.1	8	1:43.045	162.6

Fastest lap Pierre-Louis Chovet in 1:42.015 at 164.3 Km/h in lap 2

Published at:.....

Track Temp: **25.5 °C** Air Temp: **17.4 °C** Humidity: **64 %** Track Status: **DRY**

Stewards:

Race Director:

Timekeeper:



Circuito de Barcelona
Formula Regional European Championship
Race - 1



Provisional Results by Class

Clas	Nº	Driver	Nat	Competitor	Nat	Rookie	Clas	Laps	Total Time	Gap	Interval	Km/h	Best	Time	Km/h
1	62	Dennis Hauger	NOR	Van Amersfoort Racing				19	32:43.984			162.1	19	1:42.680	163.2
2	5	Patrick Pasma	FIN	Kic Motorsport				19	32:48.037	6.207	4.053	161.7	8	1:43.044	162.6
3	40	Konsta Lappalainen	FIN	Kic Motorsport				19	32:51.890	10.060	3.853	161.4	8	1:42.762	163.0
4	15	Matteo Nannini	ITA	Monolite Racing				19	32:55.777	13.947	3.887	161.1	10	1:42.976	162.7
5	55	Jamie Laura	GBR	Prema Powerteam				19	32:56.733	14.903	0.956	161.0	7	1:43.111	162.5
Rookie															
1	6	Oliver Rasmussen	DNK	Prema Powerteam		R	1	19	32:41.830			162.2	15	1:42.602	163.3
2	14	Arthur Leclerc	MC	Prema Powerteam		R	2	19	32:43.231	1.401	1.401	162.1	14	1:42.521	163.4
3	10	Gianluca Petecof	BRA	Prema Powerteam		R	3	19	32:50.166	8.336	6.935	161.6	8	1:43.015	162.6
4	3	Pierre-Louis Chovet	FRA	Van Amersfoort Racing		R	4	19	32:52.574	10.744	2.408	161.4	2	1:42.015	164.2
5	33	Henrion Gillian	FRA	Gillian Track Events GTE		R	5	19	32:53.235	11.405	0.661	161.3	5	1:42.609	163.3
6	41	Emidio Pesce	ITA	DR Formula RP Motorsport		R	6	19	33:07.902	26.072	14.667	160.1	8	1:43.045	162.6

Fastest lap Pierre-Louis Chovet in 1:42.015 at 164.3 Km/h in lap 2

Published at:.....

Track Temp: **25.5 °C** Air Temp: **17.4 °C** Humidity: **64 %** Track Status: **DRY**

Stewards:

Race Director:

Timekeeper:



Circuito de Barcelona
 Formula Regional European Championship
 Race - 1



Provisional Classification by Driver Fastest Lap

Cls	Nº	Driver	Nat	Competitor	Nat	Rookie	Cls	Laps	Best	Time	Gap	Interval	Km/h
1	3	Pierre-Louis Chovet	FRA	Van Amersfoort Racing	NLD	R	1	19	2	1:42.015			164.2
2	14	Arthur Leclerc	MCO	Prema Powerteam	ITA	R	2	19	14	1:42.521	0.506	0.506	163.4
3	6	Oliver Rasmussen	DNK	Prema Powerteam	ITA	R	3	19	15	1:42.602	0.587	0.081	163.3
4	33	Henrion Gillian	FRA	Gillian Track Events GTE	FRA	R	4	19	5	1:42.609	0.594	0.007	163.3
5	62	Dennis Hauger	NOR	Van Amersfoort Racing	NLD			19	19	1:42.680	0.665	0.071	163.2
6	40	Konsta Lappalainen	FIN	Kic Motorsport	FIN			19	8	1:42.762	0.747	0.082	163.0
7	15	Matteo Nannini	ITA	Monolite Racing	ITA			19	10	1:42.976	0.961	0.214	162.7
8	10	Gianluca Petecof	BRA	Prema Powerteam	ITA	R	5	19	8	1:43.015	1.000	0.039	162.6
9	5	Patrick Pasma	FIN	Kic Motorsport	FIN			19	8	1:43.044	1.029	0.029	162.6
10	41	Emidio Pesce	ITA	DR Formula RP Motorsport	PRT	R	6	19	8	1:43.045	1.030	0.001	162.6
11	55	Jamie Laura Chadwick	GBR	Prema Powerteam	ITA			19	7	1:43.111	1.096	0.066	162.5



Circuito de Barcelona
Formula Regional European Championship
Race - 1
Distance and Speed Average



Cls	Nº	Driver	Nat	Competitor	Nat	Rookie	Cls	Laps	Distance	Total Time	Km/h
1	6	Oliver Rasmussen	DNK	Prema Powerteam	ITA	R	1	19	88.44	32:41.830	162.2
2	14	Arthur Leclerc	MCO	Prema Powerteam	ITA	R	2	19	88.44	32:43.231	162.1
3	62	Dennis Hauger	NOR	Van Amersfoort Racing	NLD			19	88.44	32:43.984	162.1
4	5	Patrick Pasma	FIN	Kic Motorsport	FIN			19	88.44	32:48.037	161.7
5	10	Gianluca Petecof	BRA	Prema Powerteam	ITA	R	3	19	88.44	32:50.166	161.6
6	40	Konsta Lappalainen	FIN	Kic Motorsport	FIN			19	88.44	32:51.890	161.4
7	3	Pierre-Louis Chovet	FRA	Van Amersfoort Racing	NLD	R	4	19	88.44	32:52.574	161.4
8	33	Henrion Gillian	FRA	Gillian Track Events GTE	FRA	R	5	19	88.44	32:53.235	161.3
9	15	Matteo Nannini	ITA	Monolite Racing	ITA			19	88.44	32:55.777	161.1
10	55	Jamie Laura Chadwick	GBR	Prema Powerteam	ITA			19	88.44	32:56.733	161.0
11	41	Emidio Pesce	ITA	DR Formula RP Motorsport	PRT	R	6	19	88.44	33:07.902	160.1

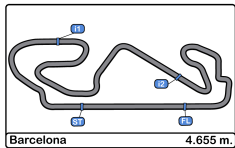


Circuito de Barcelona
Formula Regional European Championship
Race - 1
Lap Analysis



3 Pierre-Louis Chovet R Van Amersfoort Racing							6 Oliver Rasmussen R Prema Powerteam								
Lap	D	Time	Sector 1	Sector 2	Sector 3	T. Spd	Elapsed	Lap	D	Time	Sector 1	Sector 2	Sector 3	T. Spd	Elapsed
1		1:57.590	44.850	38.908	33.832	212.1	1:57.590	1		1:47.656	34.030	39.609	34.017	210.5	1:47.656
2		1:42.015	29.703	38.715	33.597	242.6	3:39.605	2		1:43.447	30.267	39.342	33.838	237.3	3:31.103
3		1:42.951	29.764	39.235	33.952	244.3	5:22.556	3		1:43.470	30.199	39.304	33.967	238.4	5:14.573
4		1:42.713	29.672	39.086	33.955	243.7	7:05.269	4		1:43.204	30.188	39.180	33.836	238.4	6:57.777
5		1:42.391	29.774	38.822	33.795	249.4	8:47.660	5		1:43.110	30.103	39.095	33.912	238.4	8:40.887
6		1:42.340	29.672	38.768	33.900	243.2	10:30.000	6		1:43.215	30.187	39.136	33.892	238.9	10:24.102
7		1:42.768	29.750	38.913	34.105	243.7	12:12.768	7		1:42.910	30.047	38.979	33.884	238.4	12:07.012
8		1:42.380	29.786	38.808	33.786	244.8	13:55.148	8		1:43.023	30.054	39.128	33.841	238.4	13:50.035
9		1:42.965	29.957	39.049	33.959	249.4	15:38.113	9		1:42.821	30.141	38.908	33.772	238.9	15:32.856
10		1:42.274	29.603	38.860	33.811	251.1	17:20.387	10		1:42.864	30.076	38.888	33.900	237.8	17:15.720
11		1:42.913	29.845	39.007	34.061	246.0	19:03.300	11		1:43.027	30.177	39.105	33.745	238.4	18:58.747
12		1:43.413	30.013	39.342	34.058	247.7	20:46.713	12		1:42.819	30.053	38.951	33.815	237.8	20:41.566
13		1:43.786	30.201	39.137	34.448	248.2	22:30.499	13		1:42.918	30.119	38.851	33.948	237.8	22:24.484
14		1:43.186	30.138	39.120	33.928	244.3	24:13.685	14		1:43.040	30.140	38.981	33.919	237.3	24:07.524
15		1:43.295	29.995	39.312	33.988	244.8	25:56.980	15		1:42.602	30.069	38.793	33.740	235.8	25:50.126
16		1:43.293	30.057	39.225	34.011	244.8	27:40.273	16		1:43.096	30.163	38.944	33.989	236.3	27:33.222
17		1:43.877	30.084	39.602	34.191	246.5	29:24.150	17		1:42.762	30.107	38.859	33.796	236.3	29:15.984
18		1:43.778	30.079	39.444	34.255	247.1	31:07.928	18		1:42.840	30.064	38.865	33.911	236.8	30:58.824
19		1:44.646	31.037	39.349	34.260	250.0	32:52.574	19		1:43.006	30.162	38.913	33.931	236.3	32:41.830

5 Patrick Pasma Kic Motorsport							10 Gianluca Petecof R Prema Powerteam								
Lap	D	Time	Sector 1	Sector 2	Sector 3	T. Spd	Elapsed	Lap	D	Time	Sector 1	Sector 2	Sector 3	T. Spd	Elapsed
1		1:49.225	35.081	40.034	34.110	213.4	1:49.225	1		1:49.918	35.366	40.249	34.303	212.5	1:49.918
2		1:43.679	30.218	39.595	33.866	243.7	3:32.904	2		1:43.688	30.313	39.442	33.933	241.0	3:33.606
3		1:43.334	30.240	39.315	33.779	245.4	5:16.238	3		1:43.116	30.111	39.152	33.853	242.1	5:16.722
4		1:43.258	30.156	39.255	33.847	246.0	6:59.496	4		1:43.225	30.011	39.291	33.923	244.3	6:59.947
5		1:43.217	30.086	39.286	33.845	246.5	8:42.713	5		1:43.207	30.079	39.305	33.823	244.3	8:43.154
6		1:43.053	29.895	39.262	33.896	244.3	10:25.766	6		1:43.335	30.049	39.475	33.811	244.8	10:26.489
7		1:43.129	29.922	39.374	33.833	244.8	12:08.895	7		1:43.137	30.010	39.241	33.886	243.2	12:09.626
8		1:43.044	30.017	39.201	33.826	244.8	13:51.939	8		1:43.015	29.995	39.142	33.878	242.1	13:52.641
9		1:43.313	30.142	39.291	33.880	244.8	15:35.252	9		1:43.107	30.013	39.158	33.936	242.1	15:35.748
10		1:43.045	29.970	39.295	33.780	243.7	17:18.297	10		1:43.170	30.039	39.198	33.933	245.4	17:18.918
11		1:43.087	30.061	39.183	33.843	244.3	19:01.384	11		1:43.114	29.990	39.081	34.043	243.2	19:02.032
12		1:43.239	30.119	39.269	33.851	244.3	20:44.623	12		1:43.104	30.029	39.127	33.948	241.6	20:45.136
13		1:43.209	30.061	39.269	33.879	243.2	22:27.832	13		1:43.401	30.166	39.342	33.893	243.2	22:28.537
14		1:43.211	30.219	39.202	33.790	242.1	24:11.043	14		1:43.583	30.120	39.302	34.161	241.0	24:12.120
15		1:43.310	30.088	39.141	34.081	242.1	25:54.353	15		1:43.197	30.097	39.037	34.063	240.5	25:55.317
16		1:43.684	30.344	39.323	34.017	241.6	27:38.037	16		1:43.596	30.098	39.447	34.051	240.5	27:38.913
17		1:43.515	30.203	39.326	33.986	240.5	29:21.552	17		1:43.804	30.246	39.388	34.170	240.5	29:22.717
18		1:43.232	30.229	39.115	33.888	240.0	31:04.784	18		1:43.761	30.306	39.249	34.206	239.4	31:06.478
19		1:43.253	30.084	39.182	33.987	240.0	32:48.037	19		1:43.688	30.324	39.303	34.061	240.0	32:50.166



Circuito de Barcelona
Formula Regional European Championship
Race - 1
Lap Analysis



14

Arthur Leclerc

F3 Tatuus 318 A.R.

33

Henrion Gillian

F3 Tatuus 318 A.R.

R

Prema Powerteam

R

Gillian Track Events GTE

Lap D	Time	Sector 1	Sector 2	Sector 3	T. Spd	Elapsed	Lap D	Time	Sector 1	Sector 2	Sector 3	T. Spd	Elapsed
1	1:48.139	34.329	39.707	34.103	211.7	1:48.139	1	1:52.354	36.297	41.097	34.960	225.4	1:52.354
2	1:43.516	30.235	39.341	33.940	241.0	3:31.655	2	1:44.014	30.698	39.408	33.908	246.5	3:36.368
3	1:43.398	30.266	39.277	33.855	240.5	5:15.053	3	1:42.900	30.023	39.069	33.808	240.0	5:19.268
4	1:43.460	30.109	39.350	34.001	241.6	6:58.513	4	1:43.185	29.938	39.266	33.981	240.5	7:02.453
5	1:43.028	30.090	39.068	33.870	240.5	8:41.541	5	1:42.609	29.892	38.932	33.785	240.5	8:45.062
6	1:42.994	29.964	39.186	33.844	241.0	10:24.535	6	1:43.069	29.880	39.168	34.021	241.6	10:28.131
7	1:43.129	30.070	39.094	33.965	244.3	12:07.664	7	1:43.569	30.345	39.317	33.907	242.6	12:11.700
8	1:42.883	30.047	39.084	33.752	241.0	13:50.547	8	1:43.032	29.891	39.110	34.031	241.0	13:54.732
9	1:43.120	30.085	39.094	33.941	240.5	15:33.667	9	1:43.060	29.942	39.123	33.995	240.5	15:37.792
10	1:43.079	30.008	39.137	33.934	241.0	17:16.746	10	1:43.686	30.465	39.238	33.983	242.1	17:21.478
11	1:42.834	30.037	39.027	33.770	240.0	18:59.580	11	1:43.034	29.906	39.067	34.061	241.6	19:04.512
12	1:43.071	30.120	39.076	33.875	239.4	20:42.651	12	1:43.085	29.945	39.045	34.095	239.4	20:47.597
13	1:43.170	30.113	38.969	34.088	238.9	22:25.821	13	1:43.320	30.016	39.233	34.071	240.5	22:30.917
14	1:42.521	30.018	38.811	33.692	237.8	24:08.342	14	1:43.519	30.136	39.231	34.152	244.3	24:14.436
15	1:42.926	30.088	38.941	33.897	238.9	25:51.268	15	1:43.533	30.018	39.195	34.320	241.6	25:57.969
16	1:42.894	30.123	38.912	33.859	237.8	27:34.162	16	1:43.787	30.030	39.446	34.311	240.5	27:41.756
17	1:42.841	30.021	38.929	33.891	238.4	29:17.003	17	1:43.744	30.110	39.305	34.329	238.9	29:25.500
18	1:43.270	30.097	39.027	34.146	238.4	31:00.273	18	1:43.592	29.984	39.298	34.310	239.4	31:09.092
19	1:42.958	29.994	38.856	34.108	236.8	32:43.231	19	1:44.143	30.184	39.633	34.326	240.0	32:53.235

15

Matteo Nannini

F3 Tatuus 318 A.R.

40

Konsta Lappalainen

F3 Tatuus 318 A.R.

Monolite Racing

Kic Motorsport

Lap D	Time	Sector 1	Sector 2	Sector 3	T. Spd	Elapsed	Lap D	Time	Sector 1	Sector 2	Sector 3	T. Spd	Elapsed
1	1:50.392	35.744	40.377	34.271	218.1	1:50.392	1	1:50.827	35.488	41.067	34.272	223.6	1:50.827
2	1:43.829	30.405	39.445	33.979	243.7	3:34.221	2	1:43.793	30.265	39.578	33.950	247.1	3:34.620
3	1:43.322	30.170	39.230	33.922	243.7	5:17.543	3	1:43.455	30.220	39.302	33.933	248.8	5:18.075
4	1:43.109	30.028	39.209	33.872	242.6	7:00.652	4	1:43.049	29.978	39.252	33.819	247.1	7:01.124
5	1:43.172	30.016	39.243	33.913	243.7	8:43.824	5	1:43.102	29.863	39.270	33.969	248.2	8:44.226
6	1:43.273	30.022	39.273	33.978	242.6	10:27.097	6	1:43.149	30.012	39.238	33.899	249.4	10:27.375
7	1:46.229	31.563	39.937	34.729	243.2	12:13.326	7	1:43.486	30.217	39.434	33.835	247.7	12:10.861
8	1:43.364	30.187	39.315	33.862	243.7	13:56.690	8	1:42.762	29.752	39.050	33.960	244.8	13:53.623
9	1:43.180	30.093	39.295	33.792	242.6	15:39.870	9	1:43.059	29.839	39.277	33.943	244.8	15:36.682
10	1:42.976	30.046	39.218	33.712	243.2	17:22.846	10	1:42.953	29.879	39.082	33.992	244.8	17:19.635
11	1:43.163	30.202	39.203	33.758	243.7	19:06.009	11	1:43.230	29.870	39.356	34.004	246.0	19:02.865
12	1:43.446	30.162	39.385	33.899	242.1	20:49.455	12	1:43.521	30.064	39.364	34.093	244.8	20:46.386
13	1:43.646	30.357	39.295	33.994	241.6	22:33.101	13	1:43.246	30.068	39.128	34.050	243.7	22:29.632
14	1:43.388	30.216	39.250	33.922	241.6	24:16.489	14	1:43.315	30.028	39.307	33.980	244.3	24:12.947
15	1:43.775	30.171	39.566	34.038	241.0	26:00.264	15	1:43.354	30.164	39.189	34.001	244.3	25:56.301
16	1:43.617	30.270	39.359	33.988	241.6	27:43.881	16	1:43.513	30.034	39.322	34.157	243.7	27:39.814
17	1:43.941	30.293	39.487	34.161	242.1	29:27.822	17	1:43.894	30.160	39.459	34.275	244.3	29:23.708
18	1:43.855	30.350	39.497	34.008	240.0	31:11.677	18	1:43.907	30.120	39.489	34.298	243.7	31:07.615
19	1:44.100	30.300	39.613	34.187	241.6	32:55.777	19	1:44.275	30.644	39.449	34.182	244.3	32:51.890



Circuito de Barcelona
Formula Regional European Championship
Race - 1
Lap Analysis



41

Emidio Pesce

F3 Tatuus 318 A.R.

R

DR Formula RP Motorsport

62

Dennis Hauger

F3 Tatuus 318 A.R.

Van Amersfoort Racing

Lap	D	Time	Sector 1	Sector 2	Sector 3	T. Spd	Elapsed	Lap	D	Time	Sector 1	Sector 2	Sector 3	T. Spd	Elapsed
1		1:52.907	36.615	41.235	35.057	223.1	1:52.907	1		1:48.693	34.661	39.850	34.182	210.9	1:48.693
2		1:45.488	30.882	40.161	34.445	244.3	3:38.395	2		1:43.835	30.356	39.416	34.063	243.7	3:32.528
3		1:45.348	30.238	39.547	35.563	244.3	5:23.743	3		1:43.330	30.177	39.171	33.982	243.2	5:15.858
4		1:43.953	30.128	39.380	34.445	243.7	7:07.696	4		1:43.244	30.162	39.161	33.921	243.7	6:59.102
5		1:44.227	30.143	39.291	34.793	243.2	8:51.923	5		1:42.983	30.147	39.009	33.827	246.0	8:42.085
6		1:43.821	30.350	39.308	34.163	242.1	10:35.744	6		1:43.099	30.058	39.163	33.878	245.4	10:25.184
7		1:43.374	29.944	39.109	34.321	242.6	12:19.118	7		1:43.119	30.079	39.186	33.854	244.3	12:08.303
8		1:43.045	29.953	39.029	34.063	241.6	14:02.163	8		1:43.031	29.984	39.147	33.900	244.3	13:51.334
9		1:43.218	29.948	39.207	34.063	242.1	15:45.381	9		1:43.068	30.015	39.168	33.885	244.3	15:34.402
10		1:43.183	29.946	39.159	34.078	243.2	17:28.564	10		1:43.115	30.062	39.157	33.896	244.3	17:17.517
11		1:43.544	30.034	39.257	34.253	242.1	19:12.108	11		1:43.127	30.054	39.229	33.844	244.3	19:00.644
12		1:44.113	30.347	39.508	34.258	241.0	20:56.221	12		1:43.211	30.114	39.172	33.925	243.2	20:43.855
13		1:44.061	30.168	39.426	34.467	241.0	22:40.282	13		1:43.051	30.073	39.092	33.886	243.2	22:26.906
14		1:44.163	30.229	39.439	34.495	240.5	24:24.445	14		1:42.894	29.999	38.969	33.926	242.6	24:09.800
15		1:44.335	30.238	39.524	34.573	240.5	26:08.780	15		1:42.892	29.959	39.051	33.882	242.1	25:52.692
16		1:44.432	30.320	39.527	34.585	240.5	27:53.212	16		1:42.825	30.088	38.948	33.789	243.2	27:35.517
17		1:44.488	30.244	39.577	34.667	240.0	29:37.700	17		1:42.878	29.948	38.968	33.962	243.7	29:18.395
18		1:45.021	30.710	39.579	34.732	240.5	31:22.721	18		1:42.909	30.131	38.994	33.784	241.6	31:01.304
19		1:45.181	30.384	39.986	34.811	240.0	33:07.902	19		1:42.680	29.980	38.916	33.784	241.6	32:43.984

55

Jamie Laura Chadwick

F3 Tatuus 318 A.R.

Prema Powerteam

Lap	D	Time	Sector 1	Sector 2	Sector 3	T. Spd	Elapsed
1		1:52.068	36.179	41.019	34.870	225.0	1:52.068
2		1:45.488	31.534	39.799	34.155	239.4	3:37.556
3		1:43.722	30.201	39.524	33.997	242.1	5:21.278
4		1:43.688	30.223	39.406	34.059	241.0	7:04.966
5		1:43.921	30.646	39.302	33.973	241.0	8:48.887
6		1:43.201	29.970	39.338	33.893	242.6	10:32.088
7		1:43.111	29.988	39.077	34.046	242.1	12:15.199
8		1:43.142	30.071	39.099	33.972	241.0	13:58.341
9		1:43.227	29.997	39.306	33.924	241.6	15:41.568
10		1:43.186	29.912	39.134	34.140	241.6	17:24.754
11		1:43.363	30.066	39.395	33.902	241.0	19:08.117
12		1:43.430	30.037	39.244	34.149	240.5	20:51.547
13		1:43.688	30.260	39.261	34.167	238.4	22:35.235
14		1:43.432	30.151	39.273	34.008	238.9	24:18.667
15		1:43.556	30.130	39.241	34.185	241.0	26:02.223
16		1:43.529	30.123	39.255	34.151	241.0	27:45.752
17		1:43.572	30.027	39.415	34.130	241.6	29:29.324
18		1:43.775	30.282	39.404	34.089	240.5	31:13.099
19		1:43.634	30.240	39.347	34.047	240.0	32:56.733



Circuito de Barcelona
Formula Regional European Championship
Race - 1
Analysis by Lap



Num	Lap Time	Gap	Num	Lap Time	Gap	Num	Lap Time	Gap	Num	Lap Time	Gap	Num	Lap Time	Gap
Lap 1			Lap 4			Lap 7			Lap 10			Lap 13		
6	1:47.656		6	1:43.204		6	1:42.910		6	1:42.864		6	1:42.918	
14	1:48.139	00.483	14	1:43.460	00.736	14	1:43.129	00.652	14	1:43.079	01.026	14	1:43.170	01.337
62	1:48.693	01.037	62	1:43.244	01.325	62	1:43.119	01.291	62	1:43.115	01.797	62	1:43.051	02.422
5	1:49.225	01.569	5	1:43.258	01.719	5	1:43.129	01.883	5	1:43.045	02.577	5	1:43.209	03.348
10	1:49.918	02.262	10	1:43.225	02.170	10	1:43.137	02.614	10	1:43.170	03.198	10	1:43.401	04.053
15	1:50.392	02.736	15	1:43.109	02.875	40	1:43.486	03.849	40	1:42.953	03.915	40	1:43.246	05.148
40	1:50.827	03.171	40	1:43.049	03.347	33	1:43.569	04.688	3	1:42.274	04.667	3	1:43.786	06.015
55	1:52.068	04.412	33	1:43.185	04.676	3	1:42.768	05.756	33	1:43.686	05.758	33	1:43.320	06.433
33	1:52.354	04.698	55	1:43.688	07.189	15	1:46.229	06.314	15	1:42.976	07.126	15	1:43.646	08.617
41	1:52.907	05.251	3	1:42.713	07.492	55	1:43.111	08.187	55	1:43.186	09.034	55	1:43.688	10.751
3	1:57.590	09.934	41	1:43.953	09.919	41	1:43.374	12.106	41	1:43.183	12.844	41	1:44.061	15.798
Num	Lap Time	Gap	Num	Lap Time	Gap	Num	Lap Time	Gap	Num	Lap Time	Gap	Num	Lap Time	Gap
Lap 2			Lap 5			Lap 8			Lap 11			Lap 14		
6	1:43.447		6	1:43.110		6	1:43.023		6	1:43.027		6	1:43.040	
14	1:43.516	00.552	14	1:43.028	00.654	14	1:42.883	00.512	14	1:42.834	00.833	14	1:42.521	00.818
62	1:43.835	01.425	62	1:42.983	01.198	62	1:43.031	01.299	62	1:43.127	01.897	62	1:42.894	02.276
5	1:43.679	01.801	5	1:43.217	01.826	5	1:43.044	01.904	5	1:43.087	02.637	5	1:43.211	03.519
10	1:43.688	02.503	10	1:43.207	02.267	10	1:43.015	02.606	10	1:43.114	03.285	10	1:43.583	04.596
15	1:43.829	03.118	15	1:43.172	02.937	40	1:42.762	03.588	40	1:43.230	04.118	40	1:43.315	05.423
40	1:43.793	03.517	40	1:43.102	03.339	33	1:43.032	04.697	3	1:42.913	04.553	3	1:43.186	06.161
33	1:44.014	05.265	33	1:42.609	04.175	3	1:42.380	05.113	33	1:43.034	05.765	33	1:43.519	06.912
55	1:45.488	06.453	3	1:42.391	06.773	15	1:43.364	06.655	15	1:43.163	07.262	15	1:43.388	08.965
41	1:45.488	07.292	55	1:43.921	08.000	55	1:43.142	08.306	55	1:43.363	09.370	55	1:43.432	11.143
3	1:42.015	08.502	41	1:44.227	11.036	41	1:43.045	12.128	41	1:43.544	13.361	41	1:44.163	16.921
Num	Lap Time	Gap	Num	Lap Time	Gap	Num	Lap Time	Gap	Num	Lap Time	Gap	Num	Lap Time	Gap
Lap 3			Lap 6			Lap 9			Lap 12			Lap 15		
6	1:43.470		6	1:43.215		6	1:42.821		6	1:42.819		6	1:42.602	
14	1:43.398	00.480	14	1:42.994	00.433	14	1:43.120	00.811	14	1:43.071	01.085	14	1:42.926	01.142
62	1:43.330	01.285	62	1:43.099	01.082	62	1:43.068	01.546	62	1:43.211	02.289	62	1:42.892	02.566
5	1:43.334	01.665	5	1:43.053	01.664	5	1:43.313	02.396	5	1:43.239	03.057	5	1:43.310	04.227
10	1:43.116	02.149	10	1:43.335	02.387	10	1:43.107	02.892	10	1:43.104	03.570	10	1:43.197	05.191
15	1:43.322	02.970	15	1:43.273	02.995	40	1:43.059	03.826	40	1:43.521	04.820	40	1:43.354	06.175
40	1:43.455	03.502	40	1:43.149	03.273	33	1:43.060	04.936	3	1:43.413	05.147	3	1:43.295	06.854
33	1:42.900	04.695	33	1:43.069	04.029	3	1:42.965	05.257	33	1:43.085	06.031	33	1:43.533	07.843
55	1:43.722	06.705	3	1:42.340	05.898	15	1:43.180	07.014	15	1:43.446	07.889	15	1:43.775	10.138
3	1:42.951	07.983	55	1:43.201	07.986	55	1:43.227	08.712	55	1:43.430	09.981	55	1:43.556	12.097
41	1:45.348	09.170	41	1:43.821	11.642	41	1:43.218	12.525	41	1:44.113	14.655	41	1:44.335	18.654



Circuit de Barcelona
Formula Regional European Championship
Race - 1
Analysis by Lap



Num	Lap Time	Gap
-----	----------	-----

Lap 16

6	1:43.096	
14	1:42.894	00.940
62	1:42.825	02.295
5	1:43.684	04.815
10	1:43.596	05.691
40	1:43.513	06.592
3	1:43.293	07.051
33	1:43.787	08.534
15	1:43.617	10.659
55	1:43.529	12.530
41	1:44.432	19.990

Num	Lap Time	Gap
-----	----------	-----

Lap 17

6	1:42.762	
14	1:42.841	01.019
62	1:42.878	02.411
5	1:43.515	05.568
10	1:43.804	06.733
40	1:43.894	07.724
3	1:43.877	08.166
33	1:43.744	09.516
15	1:43.941	11.838
55	1:43.572	13.340
41	1:44.488	21.716

Num	Lap Time	Gap
-----	----------	-----

Lap 18

6	1:42.840	
14	1:43.270	01.449
62	1:42.909	02.480
5	1:43.232	05.960
10	1:43.761	07.654
40	1:43.907	08.791
3	1:43.778	09.104
33	1:43.592	10.268
15	1:43.855	12.853
55	1:43.775	14.275
41	1:45.021	23.897

Num	Lap Time	Gap
-----	----------	-----

Lap 19

6	1:43.006	
14	1:42.958	01.401
62	1:42.680	02.154
5	1:43.253	06.207
10	1:43.688	08.336
40	1:44.275	10.060
3	1:44.646	10.744
33	1:44.143	11.405
15	1:44.100	13.947
55	1:43.634	14.903
41	1:45.181	26.072



Circuit de Barcelona
Formula Regional European Championship
Race - 1
Best Sectors Results



Sector - 1			Sector - 2			Sector - 3			Ideal Lap vs Best Lap						
Clas	Nº	Driver	Time	Nº	Driver	Time	Nº	Driver	Time	Clas	Nº	Driver	Ideal Lap	Best Lap	Clas
1	3	Pierre-Louis Chovet	29.603	3	Pierre-Louis Chovet	38.715	3	Pierre-Louis Chovet	33.597	1	3	Pierre-Louis Chovet	1:41.915	1:42.015	1
2	40	Konsta Lappalainen	29.752	6	Oliver Rasmussen	38.793	14	Arthur Leclerc	33.692	2	14	Arthur Leclerc	1:42.467	1:42.521	2
3	33	Henrion Gillian	29.880	14	Arthur Leclerc	38.811	15	Matteo Nannini	33.712	3	6	Oliver Rasmussen	1:42.580	1:42.602	3
4	5	Patrick Pasma	29.895	62	Dennis Hauger	38.916	6	Oliver Rasmussen	33.740	4	33	Henrion Gillian	1:42.597	1:42.609	4
5	55	Jamie Laura Chadwi	29.912	33	Henrion Gillian	38.932	5	Patrick Pasma	33.779	5	40	Konsta Lappalainen	1:42.621	1:42.762	6
6	41	Emidio Pesce	29.944	41	Emidio Pesce	39.029	62	Dennis Hauger	33.784	6	62	Dennis Hauger	1:42.648	1:42.680	5
7	62	Dennis Hauger	29.948	10	Gianluca Petecof	39.037	33	Henrion Gillian	33.785	7	5	Patrick Pasma	1:42.789	1:43.044	9
8	14	Arthur Leclerc	29.964	40	Konsta Lappalainen	39.050	10	Gianluca Petecof	33.811	8	10	Gianluca Petecof	1:42.838	1:43.015	8
9	10	Gianluca Petecof	29.990	55	Jamie Laura Chadwi	39.077	40	Konsta Lappalainen	33.819	9	55	Jamie Laura Chadwi	1:42.882	1:43.111	11
10	15	Matteo Nannini	30.016	5	Patrick Pasma	39.115	55	Jamie Laura Chadwi	33.893	10	15	Matteo Nannini	1:42.931	1:42.976	7
11	6	Oliver Rasmussen	30.047	15	Matteo Nannini	39.203	41	Emidio Pesce	34.063	11	41	Emidio Pesce	1:43.036	1:43.045	10



Circuit de Barcelona
Formula Regional European Championship
Race - 1
Leader Sequence



<u>Nº</u>	<u>Driver</u>	<u>Nat</u>	<u>Competitor</u>	<u>Nat</u>	<u>Rookie</u>	<u>Start Lap</u>	<u>End Lap</u>	<u>Laps</u>	<u>Total Laps</u>
6	Oliver Rasmussen	DNK	Prema Powerteam	ITA	R	1	19	19	19



Circuito de Barcelona
Formula Regional European Championship
Race - 1
Best 5 Lap Times



Cls	Nº	Driver	Nat	Competitor	Nat	Rookie	Cls	Best 1		Best 2		Best 3		Best 4		Best 5	
								Time	Lap	Time	Lap	Time	Lap	Time	Lap	Time	Lap
1	3	Pierre-Louis Chovet	FRA	Van Amersfoort Racing	NLD	R	1	1:42.015	2	1:42.274	10	1:42.340	6	1:42.380	8	1:42.391	5
2	14	Arthur Leclerc	MC	Prema Powerteam	ITA	R	2	1:42.521	14	1:42.834	11	1:42.841	17	1:42.883	8	1:42.894	16
3	6	Oliver Rasmussen	DNK	Prema Powerteam	ITA	R	3	1:42.602	15	1:42.762	17	1:42.819	12	1:42.821	9	1:42.840	18
4	33	Henrion Gillian	FRA	Gillian Track Events GTE	FRA	R	4	1:42.609	5	1:42.900	3	1:43.032	8	1:43.034	11	1:43.060	9
5	62	Dennis Hauger	NOR	Van Amersfoort Racing	NLD			1:42.680	19	1:42.825	16	1:42.878	17	1:42.892	15	1:42.894	14
6	40	Konsta Lappalainen	FIN	Kic Motorsport	FIN			1:42.762	8	1:42.953	10	1:43.049	4	1:43.059	9	1:43.102	5
7	15	Matteo Nannini	ITA	Monolite Racing	ITA			1:42.976	10	1:43.109	4	1:43.163	11	1:43.172	5	1:43.180	9
8	10	Gianluca Petecof	BRA	Prema Powerteam	ITA	R	5	1:43.015	8	1:43.104	12	1:43.107	9	1:43.114	11	1:43.116	3
9	5	Patrick Pasma	FIN	Kic Motorsport	FIN			1:43.044	8	1:43.045	10	1:43.053	6	1:43.087	11	1:43.129	7
10	41	Emidio Pesce	ITA	DR Formula RP Motorsport	PRT	R	6	1:43.045	8	1:43.183	10	1:43.218	9	1:43.374	7	1:43.544	11
11	55	Jamie Laura Chadwick	GBR	Prema Powerteam	ITA			1:43.111	7	1:43.142	8	1:43.186	10	1:43.201	6	1:43.227	9



Circuito de Barcelona
Formula Regional European Championship
Race - 1
Best 5 Top Speeds



Cls	Nº	Driver	Nat	Competitor	Nat	Rookie	Cls	Top 1		Top 2		Top 3		Top 4		Top 5		Avg
								Km/h	Lap	Km/h	Lap	Km/h	Lap	Km/h	Lap	Km/h	Lap	
1	3	Pierre-Louis Chovet	FRA	Van Amersfoort Racing	NLD	R	1	251.1	10	250.0	19	249.4	5	249.4	9	248.2	13	249.6
2	40	Konsta Lappalainen	FIN	Kic Motorsport	FIN			249.4	6	248.8	3	248.2	5	247.7	7	247.1	2	248.2
3	5	Patrick Pasma	FIN	Kic Motorsport	FIN			246.5	5	246.0	4	245.4	3	244.8	7	244.8	8	245.5
4	33	Henrion Gillian	FRA	Gillian Track Events GTE	FRA	R	2	246.5	2	244.3	14	242.6	7	242.1	10	241.6	6	243.4
5	62	Dennis Hauger	NOR	Van Amersfoort Racing	NLD			246.0	5	245.4	6	244.3	7	244.3	8	244.3	9	244.8
6	10	Gianluca Petecof	BRA	Prema Powerteam	ITA	R	3	245.4	10	244.8	6	244.3	4	244.3	5	243.2	7	244.4
7	14	Arthur Leclerc	MC	Prema Powerteam	ITA	R	4	244.3	7	241.6	4	241.0	2	241.0	6	241.0	8	241.8
8	41	Emidio Pesce	ITA	DR Formula RP Motorsport	PRT	R	5	244.3	2	244.3	3	243.7	4	243.2	5	243.2	10	243.7
9	15	Matteo Nannini	ITA	Monolite Racing	ITA			243.7	2	243.7	3	243.7	5	243.7	8	243.7	11	243.7
10	55	Jamie Laura Chadwick	GBR	Prema Powerteam	ITA			242.6	6	242.1	3	242.1	7	241.6	9	241.6	10	242.0
11	6	Oliver Rasmussen	DNK	Prema Powerteam	ITA	R	6	238.9	6	238.9	9	238.4	3	238.4	4	238.4	5	238.6



Circuito de Barcelona
Formula Regional European Championship
Race - 1
Fastest Laps Sequence



Lap	Time of Day	Session Time	Nº	Driver	Nat	Competitor	Nat	Rookie	Time	Km/h
2	11:11:25.452	3:31.452	6	Oliver Rasmussen	DNK	Prema Powerteam	ITA	R	1:43.447	161.9
2	11:11:33.954	3:39.954	3	Pierre-Louis Chovet	FRA	Van Amersfoort Racing	NLD	R	1:42.015	164.2



Circuito de Barcelona
Formula Regional European Championship
Race - 1
Event Best Maximum Speed



Nº	Driver	Nat	Competitor	Nat	Rookie	Km/h	Session
3	Pierre-Louis Chovet	FRA	Van Amersfoort Racing	NLD	R	251.1	Race - 1
40	Konsta Lappalainen	FIN	Kic Motorsport	FIN		249.4	Race - 1
41	Emidio Pesce	ITA	DR Formula RP Motorsport	PRT	R	247.1	Qualifying - 2
55	Jamie Laura Chadwick	GBR	Prema Powerteam	ITA		246.5	Free Practice - 2
33	Henrion Gillian	FRA	Gillian Track Events GTE	FRA	R	246.5	Race - 1
5	Patrick Pasma	FIN	Kic Motorsport	FIN		246.5	Race - 1
62	Dennis Hauger	NOR	Van Amersfoort Racing	NLD		246.0	Qualifying - 2
15	Matteo Nannini	ITA	Monolite Racing	ITA		245.4	Free Practice - 1
10	Gianluca Petecof	BRA	Prema Powerteam	ITA	R	245.4	Race - 1
14	Arthur Leclerc	MCO	Prema Powerteam	ITA	R	244.8	Qualifying - 2
6	Oliver Rasmussen	DNK	Prema Powerteam	ITA	R	244.3	Free Practice - 2

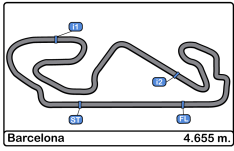


Circuit de Barcelona
Formula Regional European Championship
Race - 1
Lap Chart



LAP

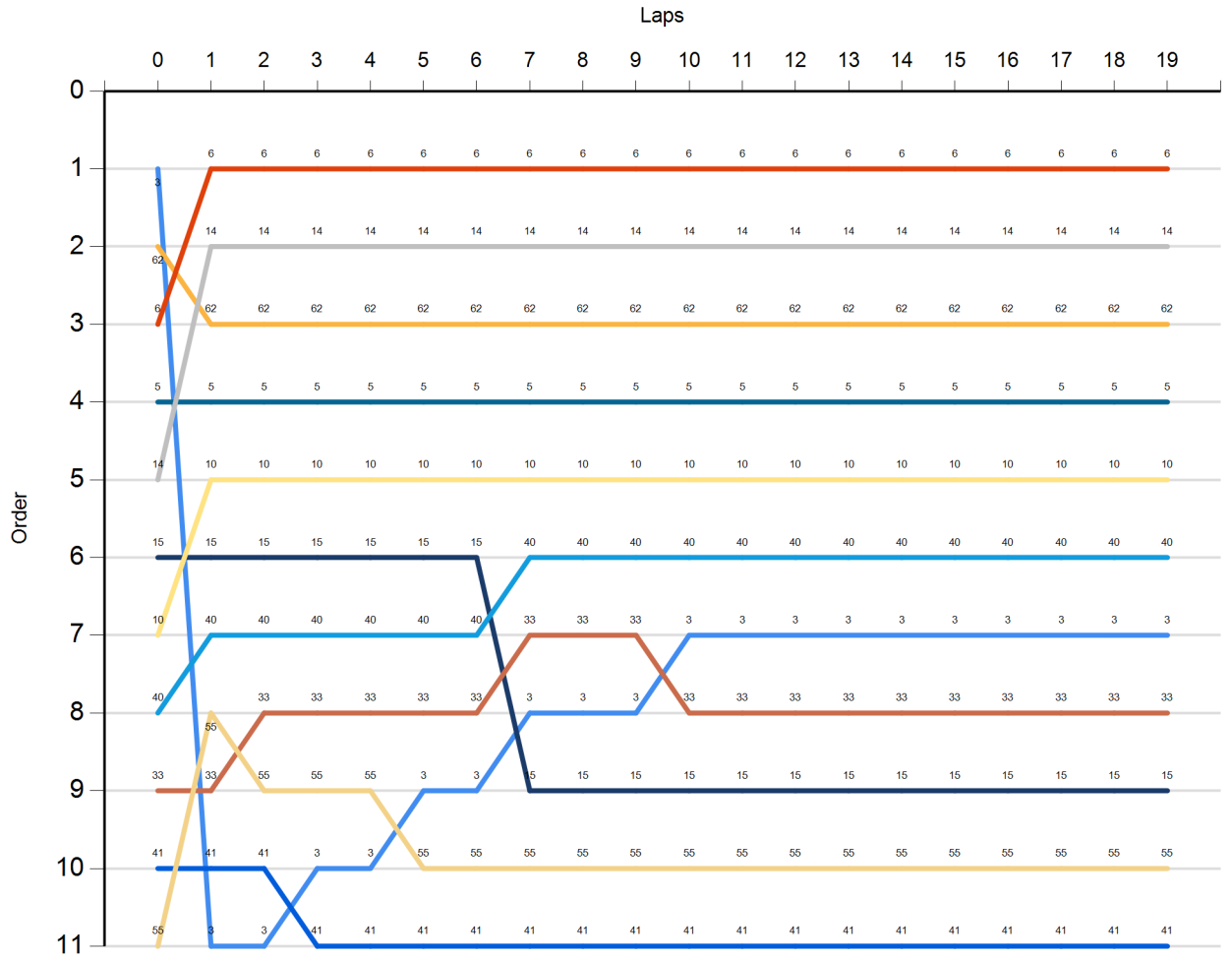
Nr	Pos	Grid	1	2	3	4	5	6	7	8	9	10	11	12	13	14	15	16	17	18	19
3	1	3	6	6	6	6	6	6	6	6	6	6	6	6	6	6	6	6	6	6	6
62	2	62	14	14	14	14	14	14	14	14	14	14	14	14	14	14	14	14	14	14	14
6	3	6	62	62	62	62	62	62	62	62	62	62	62	62	62	62	62	62	62	62	62
5	4	5	5	5	5	5	5	5	5	5	5	5	5	5	5	5	5	5	5	5	5
14	5	14	10	10	10	10	10	10	10	10	10	10	10	10	10	10	10	10	10	10	10
15	6	15	15	15	15	15	15	15	40	40	40	40	40	40	40	40	40	40	40	40	40
10	7	10	40	40	40	40	40	40	33	33	33	3	3	3	3	3	3	3	3	3	3
40	8	40	55	33	33	33	33	33	3	3	3	33	33	33	33	33	33	33	33	33	33
33	9	33	33	55	55	55	3	3	15	15	15	15	15	15	15	15	15	15	15	15	15
41	10	41	41	41	3	3	55	55	55	55	55	55	55	55	55	55	55	55	55	55	55
55	11	55	3	3	41	41	41	41	41	41	41	41	41	41	41	41	41	41	41	41	41

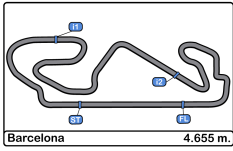


Circuit de Barcelona
Formula Regional European Championship
Race - 1
Graphic Lap Chart



- 3
- 62
- 6
- 5
- 14
- 15
- 10
- 40
- 33
- 41
- 55

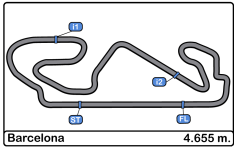




Circuito de Barcelona
Formula Regional European Championship
Race - 1
Pit Stop Analysis



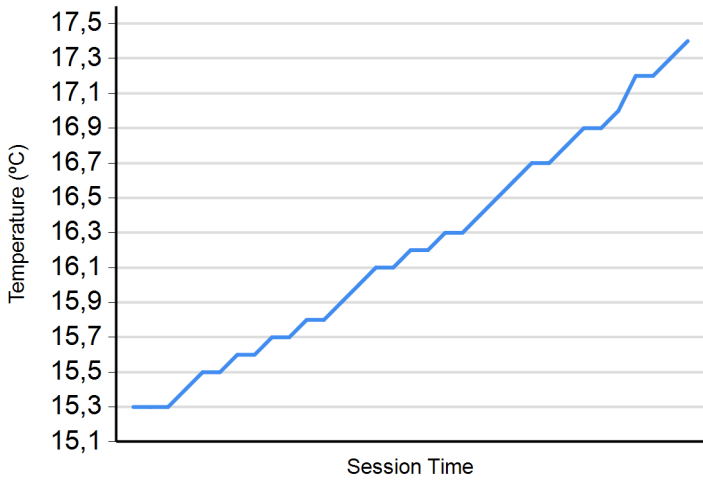
<u>Nº</u>	<u>In Day Time</u>	<u>Driver</u>	<u>Nat</u>	<u>Competitor</u>	<u>Nat</u>	<u>In Time</u>	<u>Stop Nº</u>	<u>Pit Time</u>	<u>Handicap</u>	<u>Penalty</u>
-----------	--------------------	---------------	------------	-------------------	------------	----------------	----------------	-----------------	-----------------	----------------



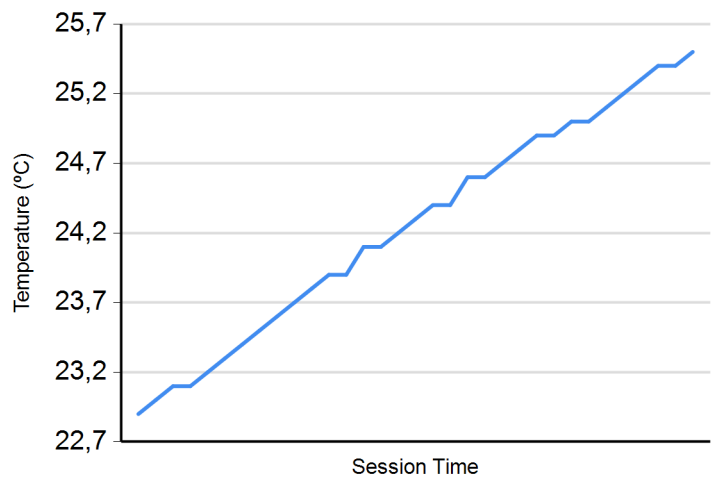
Circuito de Barcelona
Formula Regional European Championship
Race - 1
Weather Report



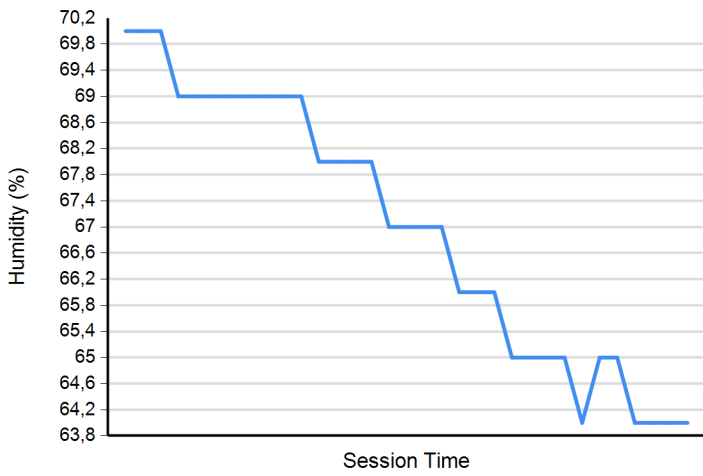
Air Temperature



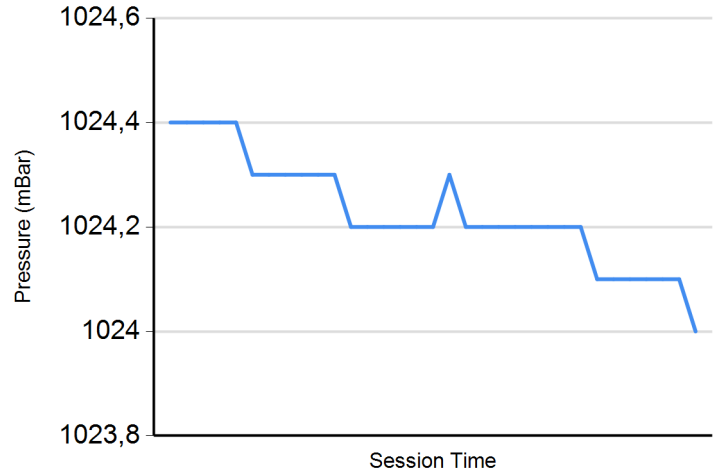
Track Temperature



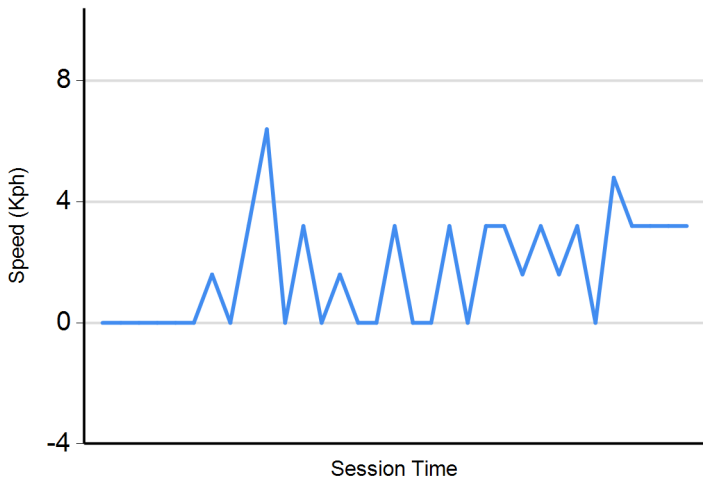
Humidity



Pressure



Wind Speed



Wind direction

North = 0°/360° Est = 90° South = 180° West = 270°

