



Circuito de Barcelona
Formula Regional European Championship
Race - 3
Final Results



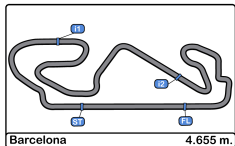
| Cls | Nº | Driver | Nat | Competitor | Nat | Rookie | Cls | Laps | Total Time | Gap | Interval | Km/h | Best | Time | Km/h |
|-----|----|----------------------|-----|--------------------------|-----|--------|-----|------|------------------|--------|----------|-------|------|----------|-------|
| 1 | 3 | Pierre-Louis Chovet | FRA | Van Amersfoort Racing | NLD | R | 1 | 19 | 32:23.644 | | | 163.8 | 7 | 1:41.655 | 164.8 |
| 2 | 62 | Dennis Hauger | NOR | Van Amersfoort Racing | NLD | | | 19 | 32:28.113 | 4.469 | 4.469 | 163.4 | 6 | 1:41.909 | 164.4 |
| 3 | 10 | Gianluca Petecof | BRA | Prema Powerteam | ITA | R | 2 | 19 | 32:33.246 | 9.602 | 5.133 | 163.0 | 10 | 1:41.892 | 164.4 |
| 4 | 14 | Arthur Leclerc | MC | Prema Powerteam | ITA | R | 3 | 19 | 32:37.082 | 13.438 | 3.836 | 162.6 | 7 | 1:42.156 | 164.0 |
| 5 | 6 | Oliver Rasmussen | DNK | Prema Powerteam | ITA | R | 4 | 19 | 32:38.161 | 14.517 | 1.079 | 162.6 | 11 | 1:42.199 | 163.9 |
| 6 | 15 | Matteo Nannini | ITA | Monolite Racing | ITA | | | 19 | 32:39.302 | 15.658 | 1.141 | 162.5 | 8 | 1:42.221 | 163.9 |
| 7 | 40 | Konsta Lappalainen | FIN | Kic Motorsport | FIN | | | 19 | 32:41.731 | 18.087 | 2.429 | 162.3 | 8 | 1:42.421 | 163.6 |
| 8 | 5 | Patrick Pasma | FIN | Kic Motorsport | FIN | | | 19 | 32:44.070 | 20.426 | 2.339 | 162.1 | 9 | 1:42.432 | 163.6 |
| 9 | 33 | Henrion Gillian | FRA | Gillian Track Events GTE | FRA | R | 5 | 19 | 32:56.188 | 32.544 | 12.118 | 161.1 | 9 | 1:43.137 | 162.4 |
| 10 | 55 | Jamie Laura Chadwick | GBR | Prema Powerteam | ITA | | | 19 | 32:57.227 | 33.583 | 1.039 | 161.0 | 8 | 1:43.165 | 162.4 |
| 11 | 41 | Emidio Pesce | ITA | DR Formula RP Motorsport | PRT | R | 6 | 19 | 32:59.652 | 36.008 | 2.425 | 160.8 | 7 | 1:42.826 | 162.9 |

Fastest lap Pierre-Louis Chovet in 1:41.655 at 164.9 Km/h in lap 7

Published at:.....

Track Temp: **24.4 °C** Air Temp: **16.0 °C** Humidity: **70 %** Track Status: **DRY**

| | | |
|------------------|-----------------------|---|
| Stewards: | Race Director: | Timekeeper:  |
|------------------|-----------------------|---|



Circuito de Barcelona
Formula Regional European Championship
Race - 3
Provisional Results



| Cls | Nº | Driver | Nat | Competitor | Nat | Rookie | Cls | Laps | Total Time | Gap | Interval | Km/h | Best | Time | Km/h |
|-----|----|----------------------|-----|--------------------------|-----|--------|-----|------|------------------|--------|----------|-------|------|----------|-------|
| 1 | 3 | Pierre-Louis Chovet | FRA | Van Amersfoort Racing | NLD | R | 1 | 19 | 32:23.644 | | | 163.8 | 7 | 1:41.655 | 164.8 |
| 2 | 62 | Dennis Hauger | NOR | Van Amersfoort Racing | NLD | | | 19 | 32:28.113 | 4.469 | 4.469 | 163.4 | 6 | 1:41.909 | 164.4 |
| 3 | 10 | Gianluca Petecof | BRA | Prema Powerteam | ITA | R | 2 | 19 | 32:33.246 | 9.602 | 5.133 | 163.0 | 10 | 1:41.892 | 164.4 |
| 4 | 14 | Arthur Leclerc | MC | Prema Powerteam | ITA | R | 3 | 19 | 32:37.082 | 13.438 | 3.836 | 162.6 | 7 | 1:42.156 | 164.0 |
| 5 | 6 | Oliver Rasmussen | DNK | Prema Powerteam | ITA | R | 4 | 19 | 32:38.161 | 14.517 | 1.079 | 162.6 | 11 | 1:42.199 | 163.9 |
| 6 | 15 | Matteo Nannini | ITA | Monolite Racing | ITA | | | 19 | 32:39.302 | 15.658 | 1.141 | 162.5 | 8 | 1:42.221 | 163.9 |
| 7 | 40 | Konsta Lappalainen | FIN | Kic Motorsport | FIN | | | 19 | 32:41.731 | 18.087 | 2.429 | 162.3 | 8 | 1:42.421 | 163.6 |
| 8 | 5 | Patrick Pasma | FIN | Kic Motorsport | FIN | | | 19 | 32:44.070 | 20.426 | 2.339 | 162.1 | 9 | 1:42.432 | 163.6 |
| 9 | 33 | Henrion Gillian | FRA | Gillian Track Events GTE | FRA | R | 5 | 19 | 32:56.188 | 32.544 | 12.118 | 161.1 | 9 | 1:43.137 | 162.4 |
| 10 | 55 | Jamie Laura Chadwick | GBR | Prema Powerteam | ITA | | | 19 | 32:57.227 | 33.583 | 1.039 | 161.0 | 8 | 1:43.165 | 162.4 |
| 11 | 41 | Emidio Pesce | ITA | DR Formula RP Motorsport | PRT | R | 6 | 19 | 32:59.652 | 36.008 | 2.425 | 160.8 | 7 | 1:42.826 | 162.9 |

Fastest lap Pierre-Louis Chovet in 1:41.655 at 164.9 Km/h in lap 7

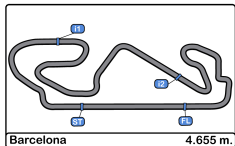
Published at:.....

Track Temp: **24.4 °C** Air Temp: **16.0 °C** Humidity: **70 %** Track Status: **DRY**

Stewards:

Race Director:

Timekeeper:



Circuito de Barcelona
Formula Regional European Championship
Race - 3
Provisional Results by Class



| Clas | Nº | Driver | Nat | Competitor | Nat | Rookie | Clas | Laps | Total Time | Gap | Interval | Km/h | Best | Time | Km/h |
|---------------|----|---------------------|-----|--------------------------|-----|--------|------|------|------------------|--------|----------|-------|------|----------|-------|
| 1 | 62 | Dennis Hauger | NOR | Van Amersfoort Racing | | | | 19 | 32:28.113 | | | 163.4 | 6 | 1:41.909 | 164.4 |
| 2 | 15 | Matteo Nannini | ITA | Monolite Racing | | | | 19 | 32:39.302 | 15.658 | 11.189 | 162.5 | 8 | 1:42.221 | 163.9 |
| 3 | 40 | Konsta Lappalainen | FIN | Kic Motorsport | | | | 19 | 32:41.731 | 18.087 | 2.429 | 162.3 | 8 | 1:42.421 | 163.6 |
| 4 | 5 | Patrick Pasma | FIN | Kic Motorsport | | | | 19 | 32:44.070 | 20.426 | 2.339 | 162.1 | 9 | 1:42.432 | 163.6 |
| 5 | 55 | Jamie Laura | GBR | Prema Powerteam | | | | 19 | 32:57.227 | 33.583 | 13.157 | 161.0 | 8 | 1:43.165 | 162.4 |
| Rookie | | | | | | | | | | | | | | | |
| 1 | 3 | Pierre-Louis Chovet | FRA | Van Amersfoort Racing | | R | 1 | 19 | 32:23.644 | | | 163.8 | 7 | 1:41.655 | 164.8 |
| 2 | 10 | Gianluca Petecof | BRA | Prema Powerteam | | R | 2 | 19 | 32:33.246 | 9.602 | 9.602 | 163.0 | 10 | 1:41.892 | 164.4 |
| 3 | 14 | Arthur Leclerc | MC | Prema Powerteam | | R | 3 | 19 | 32:37.082 | 13.438 | 3.836 | 162.6 | 7 | 1:42.156 | 164.0 |
| 4 | 6 | Oliver Rasmussen | DNK | Prema Powerteam | | R | 4 | 19 | 32:38.161 | 14.517 | 1.079 | 162.6 | 11 | 1:42.199 | 163.9 |
| 5 | 33 | Henrion Gillian | FRA | Gillian Track Events GTE | | R | 5 | 19 | 32:56.188 | 32.544 | 18.027 | 161.1 | 9 | 1:43.137 | 162.4 |
| 6 | 41 | Emidio Pesce | ITA | DR Formula RP Motorsport | | R | 6 | 19 | 32:59.652 | 36.008 | 3.464 | 160.8 | 7 | 1:42.826 | 162.9 |

Fastest lap Pierre-Louis Chovet in 1:41.655 at 164.9 Km/h in lap 7

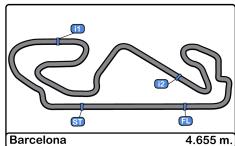
Published at:.....

Track Temp: **24.4 °C** Air Temp: **16.0 °C** Humidity: **70 %** Track Status: **DRY**

Stewards:

Race Director:

Timekeeper:



Circuito de Barcelona

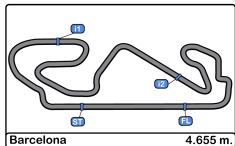
Formula Regional European Championship

Race - 3

Provisional Classification by Driver Fastest Lap



| Cls | Nº | Driver | Nat | Competitor | Nat | Rookie | Cls | Laps | Best | Time | Gap | Interval | Km/h |
|-----|----|----------------------|-----|--------------------------|-----|--------|-----|------|------|----------|-------|----------|-------|
| 1 | 3 | Pierre-Louis Chovet | FRA | Van Amersfoort Racing | NLD | R | 1 | 19 | 7 | 1:41.655 | | | 164.8 |
| 2 | 10 | Gianluca Petecof | BRA | Prema Powerteam | ITA | R | 2 | 19 | 10 | 1:41.892 | 0.237 | 0.237 | 164.4 |
| 3 | 62 | Dennis Hauger | NOR | Van Amersfoort Racing | NLD | | | 19 | 6 | 1:41.909 | 0.254 | 0.017 | 164.4 |
| 4 | 14 | Arthur Leclerc | MCO | Prema Powerteam | ITA | R | 3 | 19 | 7 | 1:42.156 | 0.501 | 0.247 | 164.0 |
| 5 | 6 | Oliver Rasmussen | DNK | Prema Powerteam | ITA | R | 4 | 19 | 11 | 1:42.199 | 0.544 | 0.043 | 163.9 |
| 6 | 15 | Matteo Nannini | ITA | Monolite Racing | ITA | | | 19 | 8 | 1:42.221 | 0.566 | 0.022 | 163.9 |
| 7 | 40 | Konsta Lappalainen | FIN | Kic Motorsport | FIN | | | 19 | 8 | 1:42.421 | 0.766 | 0.200 | 163.6 |
| 8 | 5 | Patrick Pasma | FIN | Kic Motorsport | FIN | | | 19 | 9 | 1:42.432 | 0.777 | 0.011 | 163.6 |
| 9 | 41 | Emidio Pesce | ITA | DR Formula RP Motorsport | PRT | R | 5 | 19 | 7 | 1:42.826 | 1.171 | 0.394 | 162.9 |
| 10 | 33 | Henrion Gillian | FRA | Gillian Track Events GTE | FRA | R | 6 | 19 | 9 | 1:43.137 | 1.482 | 0.311 | 162.4 |
| 11 | 55 | Jamie Laura Chadwick | GBR | Prema Powerteam | ITA | | | 19 | 8 | 1:43.165 | 1.510 | 0.028 | 162.4 |



Circuito de Barcelona
Formula Regional European Championship
Race - 3
Distance and Speed Average



| Cls | Nº | Driver | Nat | Competitor | Nat | Rookie | Cls | Laps | Distance | Total Time | Km/h |
|-----|----|----------------------|-----|--------------------------|-----|--------|-----|------|----------|------------|-------|
| 1 | 3 | Pierre-Louis Chovet | FRA | Van Amersfoort Racing | NLD | R | 1 | 19 | 88.44 | 32:23.644 | 163.8 |
| 2 | 62 | Dennis Hauger | NOR | Van Amersfoort Racing | NLD | | | 19 | 88.44 | 32:28.113 | 163.4 |
| 3 | 10 | Gianluca Petecof | BRA | Prema Powerteam | ITA | R | 2 | 19 | 88.44 | 32:33.246 | 163.0 |
| 4 | 14 | Arthur Leclerc | MCO | Prema Powerteam | ITA | R | 3 | 19 | 88.44 | 32:37.082 | 162.6 |
| 5 | 6 | Oliver Rasmussen | DNK | Prema Powerteam | ITA | R | 4 | 19 | 88.44 | 32:38.161 | 162.6 |
| 6 | 15 | Matteo Nannini | ITA | Monolite Racing | ITA | | | 19 | 88.44 | 32:39.302 | 162.5 |
| 7 | 40 | Konsta Lappalainen | FIN | Kic Motorsport | FIN | | | 19 | 88.44 | 32:41.731 | 162.3 |
| 8 | 5 | Patrick Pasma | FIN | Kic Motorsport | FIN | | | 19 | 88.44 | 32:44.070 | 162.1 |
| 9 | 33 | Henrion Gillian | FRA | Gillian Track Events GTE | FRA | R | 5 | 19 | 88.44 | 32:56.188 | 161.1 |
| 10 | 55 | Jamie Laura Chadwick | GBR | Prema Powerteam | ITA | | | 19 | 88.44 | 32:57.227 | 161.0 |
| 11 | 41 | Emidio Pesce | ITA | DR Formula RP Motorsport | PRT | R | 6 | 19 | 88.44 | 32:59.652 | 160.8 |



Circuito de Barcelona
Formula Regional European Championship
Race - 3
Lap Analysis



| 3 Pierre-Louis Chovet F3 Tatuus 318 A.R. Van Amersfoort Racing | | | | | | | 6 Oliver Rasmussen F3 Tatuus 318 A.R. Prema Powerteam | | | | | | | | |
|--|---|----------|----------|----------|----------|--------|---|-----|---|----------|----------|----------|----------|--------|-----------|
| Lap | D | Time | Sector 1 | Sector 2 | Sector 3 | T. Spd | Elapsed | Lap | D | Time | Sector 1 | Sector 2 | Sector 3 | T. Spd | Elapsed |
| 1 | | 1:46.361 | 33.831 | 38.921 | 33.609 | 209.7 | 1:46.361 | 1 | | 1:49.409 | 35.202 | 40.334 | 33.873 | 215.1 | 1:49.409 |
| 2 | | 1:41.996 | 29.901 | 38.656 | 33.439 | 236.8 | 3:28.357 | 2 | | 1:43.133 | 29.937 | 39.489 | 33.707 | 242.1 | 3:32.542 |
| 3 | | 1:42.012 | 30.018 | 38.541 | 33.453 | 236.8 | 5:10.369 | 3 | | 1:42.841 | 29.891 | 39.231 | 33.719 | 243.7 | 5:15.383 |
| 4 | | 1:41.990 | 29.941 | 38.553 | 33.496 | 238.4 | 6:52.359 | 4 | | 1:42.562 | 29.848 | 38.993 | 33.721 | 247.1 | 6:57.945 |
| 5 | | 1:41.865 | 29.920 | 38.481 | 33.464 | 238.4 | 8:34.224 | 5 | | 1:42.564 | 29.915 | 38.958 | 33.691 | 246.5 | 8:40.509 |
| 6 | | 1:41.933 | 30.015 | 38.518 | 33.400 | 237.8 | 10:16.157 | 6 | | 1:42.309 | 30.030 | 38.699 | 33.580 | 247.7 | 10:22.818 |
| 7 | | 1:41.655 | 29.855 | 38.395 | 33.405 | 237.8 | 11:57.812 | 7 | | 1:42.817 | 30.001 | 39.117 | 33.699 | 247.1 | 12:05.635 |
| 8 | | 1:41.904 | 29.894 | 38.538 | 33.472 | 239.4 | 13:39.716 | 8 | | 1:42.243 | 29.827 | 38.641 | 33.775 | 244.8 | 13:47.878 |
| 9 | | 1:41.810 | 29.874 | 38.478 | 33.458 | 237.3 | 15:21.526 | 9 | | 1:42.229 | 29.802 | 38.608 | 33.819 | 244.3 | 15:30.107 |
| 10 | | 1:41.900 | 29.870 | 38.436 | 33.594 | 237.3 | 17:03.426 | 10 | | 1:43.306 | 30.664 | 39.037 | 33.605 | 247.7 | 17:13.413 |
| 11 | | 1:42.202 | 29.954 | 38.643 | 33.605 | 238.9 | 18:45.628 | 11 | | 1:42.199 | 29.888 | 38.679 | 33.632 | 244.3 | 18:55.612 |
| 12 | | 1:42.134 | 29.895 | 38.677 | 33.562 | 237.3 | 20:27.762 | 12 | | 1:42.665 | 30.094 | 38.798 | 33.773 | 245.4 | 20:38.277 |
| 13 | | 1:42.075 | 29.903 | 38.648 | 33.524 | 236.8 | 22:09.837 | 13 | | 1:42.331 | 29.973 | 38.651 | 33.707 | 241.6 | 22:20.608 |
| 14 | | 1:42.186 | 29.912 | 38.689 | 33.585 | 235.8 | 23:52.023 | 14 | | 1:42.388 | 29.907 | 38.661 | 33.820 | 241.6 | 24:02.996 |
| 15 | | 1:42.304 | 29.945 | 38.668 | 33.691 | 236.3 | 25:34.327 | 15 | | 1:42.379 | 29.844 | 38.791 | 33.744 | 240.0 | 25:45.375 |
| 16 | | 1:42.162 | 29.898 | 38.695 | 33.569 | 237.3 | 27:16.489 | 16 | | 1:42.695 | 30.032 | 38.801 | 33.862 | 242.6 | 27:28.070 |
| 17 | | 1:42.336 | 29.882 | 38.689 | 33.765 | 237.3 | 28:58.825 | 17 | | 1:42.373 | 29.836 | 38.713 | 33.824 | 241.6 | 29:10.443 |
| 18 | | 1:42.262 | 29.897 | 38.722 | 33.643 | 237.3 | 30:41.087 | 18 | | 1:44.857 | 31.717 | 39.129 | 34.011 | 246.0 | 30:55.300 |
| 19 | | 1:42.557 | 29.970 | 38.775 | 33.812 | 237.3 | 32:23.644 | 19 | | 1:42.861 | 30.093 | 38.952 | 33.816 | 240.0 | 32:38.161 |

| 5 Patrick Pasma F3 Tatuus 318 A.R. Kic Motorsport | | | | | | | 10 Gianluca Petecof F3 Tatuus 318 A.R. Prema Powerteam | | | | | | | | |
|---|---|----------|----------|----------|----------|--------|--|-----|---|----------|----------|----------|----------|--------|-----------|
| Lap | D | Time | Sector 1 | Sector 2 | Sector 3 | T. Spd | Elapsed | Lap | D | Time | Sector 1 | Sector 2 | Sector 3 | T. Spd | Elapsed |
| 1 | | 1:50.108 | 35.448 | 40.439 | 34.221 | 219.5 | 1:50.108 | 1 | | 1:47.801 | 34.697 | 39.383 | 33.721 | 208.8 | 1:47.801 |
| 2 | | 1:43.099 | 30.107 | 39.290 | 33.702 | 242.6 | 3:33.207 | 2 | | 1:42.763 | 30.224 | 38.846 | 33.693 | 238.9 | 3:30.564 |
| 3 | | 1:42.663 | 29.985 | 38.992 | 33.686 | 245.4 | 5:15.870 | 3 | | 1:42.590 | 30.088 | 38.871 | 33.631 | 240.0 | 5:13.154 |
| 4 | | 1:42.649 | 29.924 | 38.976 | 33.749 | 246.0 | 6:58.519 | 4 | | 1:42.205 | 29.994 | 38.788 | 33.423 | 237.8 | 6:55.359 |
| 5 | | 1:42.597 | 29.769 | 39.087 | 33.741 | 245.4 | 8:41.116 | 5 | | 1:42.338 | 29.936 | 38.741 | 33.661 | 238.9 | 8:37.697 |
| 6 | | 1:42.690 | 29.870 | 39.153 | 33.667 | 246.0 | 10:23.806 | 6 | | 1:42.181 | 29.911 | 38.756 | 33.514 | 237.8 | 10:19.878 |
| 7 | | 1:42.597 | 29.874 | 39.061 | 33.662 | 244.3 | 12:06.403 | 7 | | 1:41.981 | 29.912 | 38.580 | 33.489 | 238.4 | 12:01.859 |
| 8 | | 1:42.555 | 29.778 | 39.054 | 33.723 | 244.8 | 13:48.958 | 8 | | 1:42.173 | 29.956 | 38.664 | 33.553 | 238.4 | 13:44.032 |
| 9 | | 1:42.432 | 29.918 | 38.903 | 33.611 | 243.7 | 15:31.390 | 9 | | 1:42.009 | 29.858 | 38.611 | 33.540 | 238.9 | 15:26.041 |
| 10 | | 1:42.917 | 29.988 | 39.190 | 33.739 | 243.7 | 17:14.307 | 10 | | 1:41.892 | 29.836 | 38.619 | 33.437 | 237.3 | 17:07.933 |
| 11 | | 1:42.668 | 29.856 | 39.024 | 33.788 | 244.3 | 18:56.975 | 11 | | 1:42.345 | 29.922 | 38.727 | 33.696 | 237.8 | 18:50.278 |
| 12 | | 1:42.652 | 29.930 | 38.927 | 33.795 | 242.6 | 20:39.627 | 12 | | 1:42.176 | 29.910 | 38.713 | 33.553 | 238.9 | 20:32.454 |
| 13 | | 1:43.096 | 30.030 | 39.128 | 33.938 | 243.2 | 22:22.723 | 13 | | 1:42.472 | 29.975 | 38.927 | 33.570 | 237.3 | 22:14.926 |
| 14 | | 1:42.986 | 30.008 | 39.113 | 33.865 | 241.6 | 24:05.709 | 14 | | 1:42.433 | 29.939 | 38.828 | 33.666 | 237.3 | 23:57.359 |
| 15 | | 1:43.413 | 30.237 | 39.046 | 34.130 | 241.0 | 25:49.122 | 15 | | 1:43.058 | 30.094 | 39.019 | 33.945 | 237.8 | 25:40.417 |
| 16 | | 1:43.010 | 30.074 | 39.124 | 33.812 | 242.6 | 27:32.132 | 16 | | 1:42.984 | 30.120 | 39.064 | 33.800 | 236.8 | 27:23.401 |
| 17 | | 1:44.555 | 30.255 | 39.366 | 34.934 | 242.1 | 29:16.687 | 17 | | 1:42.889 | 30.139 | 38.974 | 33.776 | 237.3 | 29:06.290 |
| 18 | | 1:43.861 | 30.197 | 39.432 | 34.232 | 247.1 | 31:00.548 | 18 | | 1:43.153 | 30.119 | 39.108 | 33.926 | 238.4 | 30:49.443 |
| 19 | | 1:43.522 | 30.296 | 39.230 | 33.996 | 242.1 | 32:44.070 | 19 | | 1:43.803 | 30.401 | 39.293 | 34.109 | 236.3 | 32:33.246 |



Circuito de Barcelona
Formula Regional European Championship
Race - 3
Lap Analysis



14

Arthur Leclerc

F3 Tatuus 318 A.R.

33

Henrion Gillian

F3 Tatuus 318 A.R.

R

Prema Powerteam

R

Gillian Track Events GTE

| Lap | D | Time | Sector 1 | Sector 2 | Sector 3 | T. Spd | Elapsed | Lap | D | Time | Sector 1 | Sector 2 | Sector 3 | T. Spd | Elapsed |
|-----|---|----------|----------|----------|----------|--------|-----------|-----|---|----------|----------|----------|----------|--------|-----------|
| 1 | | 1:48.488 | 35.000 | 39.563 | 33.925 | 214.7 | 1:48.488 | 1 | | 1:51.040 | 35.791 | 40.736 | 34.513 | 224.5 | 1:51.040 |
| 2 | | 1:43.193 | 30.209 | 39.154 | 33.830 | 242.6 | 3:31.681 | 2 | | 1:43.564 | 30.326 | 39.241 | 33.997 | 242.6 | 3:34.604 |
| 3 | | 1:42.861 | 30.034 | 38.997 | 33.830 | 241.6 | 5:14.542 | 3 | | 1:43.208 | 30.092 | 39.133 | 33.983 | 242.6 | 5:17.812 |
| 4 | | 1:42.493 | 29.825 | 38.960 | 33.708 | 240.0 | 6:57.035 | 4 | | 1:43.311 | 30.096 | 39.125 | 34.090 | 240.5 | 7:01.123 |
| 5 | | 1:42.365 | 29.861 | 38.808 | 33.696 | 239.4 | 8:39.400 | 5 | | 1:43.189 | 30.049 | 39.047 | 34.093 | 240.5 | 8:44.312 |
| 6 | | 1:42.255 | 29.756 | 38.790 | 33.709 | 240.0 | 10:21.655 | 6 | | 1:43.405 | 30.081 | 39.244 | 34.080 | 240.0 | 10:27.717 |
| 7 | | 1:42.156 | 29.733 | 38.685 | 33.738 | 240.0 | 12:03.811 | 7 | | 1:43.143 | 29.987 | 39.075 | 34.081 | 240.5 | 12:10.860 |
| 8 | | 1:42.172 | 29.774 | 38.748 | 33.650 | 240.5 | 13:45.983 | 8 | | 1:43.616 | 30.124 | 39.386 | 34.106 | 240.5 | 13:54.476 |
| 9 | | 1:42.321 | 29.848 | 38.740 | 33.733 | 240.0 | 15:28.304 | 9 | | 1:43.137 | 30.003 | 39.112 | 34.022 | 240.0 | 15:37.613 |
| 10 | | 1:42.201 | 29.837 | 38.658 | 33.706 | 240.0 | 17:10.505 | 10 | | 1:43.953 | 30.381 | 39.460 | 34.112 | 240.0 | 17:21.566 |
| 11 | | 1:42.539 | 29.845 | 38.846 | 33.848 | 237.3 | 18:53.044 | 11 | | 1:43.576 | 30.170 | 39.312 | 34.094 | 240.0 | 19:05.142 |
| 12 | | 1:42.350 | 29.753 | 38.814 | 33.783 | 238.4 | 20:35.394 | 12 | | 1:43.781 | 30.194 | 39.366 | 34.221 | 238.9 | 20:48.923 |
| 13 | | 1:42.320 | 29.819 | 38.755 | 33.746 | 236.3 | 22:17.714 | 13 | | 1:43.596 | 30.250 | 39.180 | 34.166 | 237.8 | 22:32.519 |
| 14 | | 1:43.548 | 29.863 | 38.812 | 34.873 | 237.3 | 24:01.262 | 14 | | 1:43.756 | 30.202 | 39.246 | 34.308 | 238.4 | 24:16.275 |
| 15 | | 1:43.422 | 30.481 | 39.004 | 33.937 | 235.8 | 25:44.684 | 15 | | 1:43.714 | 30.284 | 39.194 | 34.236 | 237.8 | 25:59.989 |
| 16 | | 1:42.638 | 29.979 | 38.841 | 33.818 | 238.9 | 27:27.322 | 16 | | 1:43.748 | 30.271 | 39.224 | 34.253 | 239.4 | 27:43.737 |
| 17 | | 1:42.787 | 29.910 | 38.942 | 33.935 | 238.9 | 29:10.109 | 17 | | 1:44.057 | 30.303 | 39.415 | 34.339 | 238.9 | 29:27.794 |
| 18 | | 1:43.719 | 30.573 | 39.194 | 33.952 | 235.8 | 30:53.828 | 18 | | 1:44.180 | 30.347 | 39.488 | 34.345 | 239.4 | 31:11.974 |
| 19 | | 1:43.254 | 30.056 | 38.992 | 34.206 | 238.4 | 32:37.082 | 19 | | 1:44.214 | 30.388 | 39.433 | 34.393 | 238.4 | 32:56.188 |

15

Matteo Nannini

F3 Tatuus 318 A.R.

40

Konsta Lappalainen

F3 Tatuus 318 A.R.

Monolite Racing

Kic Motorsport

| Lap | D | Time | Sector 1 | Sector 2 | Sector 3 | T. Spd | Elapsed | Lap | D | Time | Sector 1 | Sector 2 | Sector 3 | T. Spd | Elapsed |
|-----|---|----------|----------|----------|----------|--------|-----------|-----|---|----------|----------|----------|----------|--------|-----------|
| 1 | | 1:48.841 | 35.218 | 39.805 | 33.818 | 214.7 | 1:48.841 | 1 | | 1:50.496 | 35.518 | 40.657 | 34.321 | 224.5 | 1:50.496 |
| 2 | | 1:43.169 | 30.267 | 39.242 | 33.660 | 244.3 | 3:32.010 | 2 | | 1:43.241 | 30.078 | 39.245 | 33.918 | 247.7 | 3:33.737 |
| 3 | | 1:43.015 | 30.187 | 39.053 | 33.775 | 246.5 | 5:15.025 | 3 | | 1:42.568 | 29.836 | 39.003 | 33.729 | 247.1 | 5:16.305 |
| 4 | | 1:42.570 | 29.920 | 38.955 | 33.695 | 244.8 | 6:57.595 | 4 | | 1:42.661 | 29.749 | 39.087 | 33.825 | 248.8 | 6:58.966 |
| 5 | | 1:42.566 | 29.911 | 38.956 | 33.699 | 244.3 | 8:40.161 | 5 | | 1:42.579 | 29.843 | 38.907 | 33.829 | 247.7 | 8:41.545 |
| 6 | | 1:42.267 | 29.907 | 38.716 | 33.644 | 243.7 | 10:22.428 | 6 | | 1:42.800 | 29.875 | 39.243 | 33.682 | 248.8 | 10:24.345 |
| 7 | | 1:42.702 | 29.897 | 39.231 | 33.574 | 243.2 | 12:05.130 | 7 | | 1:42.630 | 29.872 | 38.950 | 33.808 | 247.7 | 12:06.975 |
| 8 | | 1:42.221 | 29.883 | 38.728 | 33.610 | 243.2 | 13:47.351 | 8 | | 1:42.421 | 29.795 | 38.918 | 33.708 | 247.7 | 13:49.396 |
| 9 | | 1:42.385 | 29.861 | 38.836 | 33.688 | 242.6 | 15:29.736 | 9 | | 1:42.846 | 29.956 | 39.049 | 33.841 | 248.2 | 15:32.242 |
| 10 | | 1:43.151 | 30.755 | 38.858 | 33.538 | 242.1 | 17:12.887 | 10 | | 1:42.730 | 29.934 | 38.955 | 33.841 | 245.4 | 17:14.972 |
| 11 | | 1:42.325 | 29.875 | 38.852 | 33.598 | 241.6 | 18:55.212 | 11 | | 1:42.835 | 29.809 | 39.059 | 33.967 | 245.4 | 18:57.807 |
| 12 | | 1:42.373 | 29.912 | 38.815 | 33.646 | 241.6 | 20:37.585 | 12 | | 1:42.796 | 29.873 | 39.029 | 33.894 | 246.0 | 20:40.603 |
| 13 | | 1:42.396 | 29.937 | 38.881 | 33.578 | 239.4 | 22:19.981 | 13 | | 1:42.594 | 29.799 | 38.969 | 33.826 | 244.3 | 22:23.197 |
| 14 | | 1:43.396 | 29.869 | 38.883 | 34.644 | 240.5 | 24:03.377 | 14 | | 1:43.022 | 30.070 | 39.152 | 33.800 | 247.1 | 24:06.219 |
| 15 | | 1:43.013 | 30.184 | 39.059 | 33.770 | 243.7 | 25:46.390 | 15 | | 1:43.337 | 30.135 | 39.274 | 33.928 | 247.1 | 25:49.556 |
| 16 | | 1:42.697 | 29.887 | 39.035 | 33.775 | 243.2 | 27:29.087 | 16 | | 1:43.065 | 30.116 | 39.160 | 33.789 | 248.2 | 27:32.621 |
| 17 | | 1:43.051 | 30.088 | 39.070 | 33.893 | 242.6 | 29:12.138 | 17 | | 1:43.640 | 30.047 | 39.318 | 34.275 | 248.2 | 29:16.261 |
| 18 | | 1:43.685 | 30.276 | 39.451 | 33.958 | 240.0 | 30:55.823 | 18 | | 1:42.736 | 29.726 | 39.076 | 33.934 | 243.7 | 30:58.997 |
| 19 | | 1:43.479 | 30.182 | 39.285 | 34.012 | 243.7 | 32:39.302 | 19 | | 1:42.734 | 29.854 | 38.888 | 33.992 | 242.6 | 32:41.731 |



Circuito de Barcelona
Formula Regional European Championship
Race - 3
Lap Analysis



41

Emidio Pesce

F3 Tatuus 318 A.R.

R

DR Formula RP Motorsport

62

Dennis Hauger

F3 Tatuus 318 A.R.

Van Amersfoort Racing

| Lap | D | Time | Sector 1 | Sector 2 | Sector 3 | T. Spd | Elapsed | Lap | D | Time | Sector 1 | Sector 2 | Sector 3 | T. Spd | Elapsed |
|-----|---|----------|----------|----------|----------|--------|-----------|-----|---|----------|----------|----------|----------|--------|-----------|
| 1 | | 1:52.063 | 36.166 | 41.049 | 34.848 | 220.4 | 1:52.063 | 1 | | 1:46.999 | 34.392 | 38.985 | 33.622 | 209.3 | 1:46.999 |
| 2 | | 1:43.904 | 30.145 | 39.685 | 34.074 | 244.8 | 3:35.967 | 2 | | 1:42.251 | 30.056 | 38.661 | 33.534 | 240.5 | 3:29.250 |
| 3 | | 1:43.615 | 30.161 | 39.285 | 34.169 | 246.0 | 5:19.582 | 3 | | 1:42.212 | 30.079 | 38.604 | 33.529 | 241.6 | 5:11.462 |
| 4 | | 1:43.852 | 29.880 | 39.632 | 34.340 | 244.3 | 7:03.434 | 4 | | 1:42.003 | 29.898 | 38.619 | 33.486 | 241.6 | 6:53.465 |
| 5 | | 1:43.344 | 30.004 | 39.256 | 34.084 | 243.2 | 8:46.778 | 5 | | 1:41.994 | 29.837 | 38.644 | 33.513 | 241.0 | 8:35.459 |
| 6 | | 1:43.663 | 30.050 | 39.387 | 34.226 | 243.2 | 10:30.441 | 6 | | 1:41.909 | 29.871 | 38.519 | 33.519 | 241.6 | 10:17.368 |
| 7 | | 1:42.826 | 29.924 | 38.995 | 33.907 | 243.7 | 12:13.267 | 7 | | 1:41.934 | 29.755 | 38.575 | 33.604 | 241.6 | 11:59.302 |
| 8 | | 1:42.837 | 29.790 | 38.981 | 34.066 | 243.7 | 13:56.104 | 8 | | 1:42.125 | 29.859 | 38.656 | 33.610 | 241.6 | 13:41.427 |
| 9 | | 1:43.889 | 29.905 | 39.156 | 34.828 | 243.2 | 15:39.993 | 9 | | 1:41.929 | 29.821 | 38.553 | 33.555 | 241.0 | 15:23.356 |
| 10 | | 1:44.045 | 30.545 | 39.212 | 34.288 | 242.6 | 17:24.038 | 10 | | 1:42.093 | 29.824 | 38.667 | 33.602 | 239.4 | 17:05.449 |
| 11 | | 1:43.625 | 29.971 | 39.461 | 34.193 | 242.6 | 19:07.663 | 11 | | 1:42.078 | 29.733 | 38.750 | 33.595 | 240.0 | 18:47.527 |
| 12 | | 1:43.494 | 30.067 | 39.155 | 34.272 | 242.6 | 20:51.157 | 12 | | 1:42.337 | 29.882 | 38.807 | 33.648 | 241.6 | 20:29.864 |
| 13 | | 1:43.947 | 30.117 | 39.544 | 34.286 | 241.6 | 22:35.104 | 13 | | 1:42.158 | 29.857 | 38.738 | 33.563 | 238.9 | 22:12.022 |
| 14 | | 1:43.799 | 30.206 | 39.397 | 34.196 | 241.6 | 24:18.903 | 14 | | 1:42.476 | 29.860 | 38.909 | 33.707 | 240.0 | 23:54.498 |
| 15 | | 1:43.735 | 30.016 | 39.370 | 34.349 | 241.6 | 26:02.638 | 15 | | 1:42.428 | 30.024 | 38.800 | 33.604 | 240.5 | 25:36.926 |
| 16 | | 1:43.397 | 30.068 | 39.218 | 34.111 | 242.1 | 27:46.035 | 16 | | 1:42.741 | 29.971 | 38.921 | 33.849 | 240.0 | 27:19.667 |
| 17 | | 1:43.639 | 30.024 | 39.282 | 34.333 | 243.2 | 29:29.674 | 17 | | 1:42.565 | 29.947 | 38.885 | 33.733 | 240.5 | 29:02.232 |
| 18 | | 1:44.231 | 30.137 | 39.465 | 34.629 | 243.7 | 31:13.905 | 18 | | 1:42.661 | 29.888 | 38.951 | 33.822 | 238.9 | 30:44.893 |
| 19 | | 1:45.747 | 30.411 | 40.036 | 35.300 | 242.6 | 32:59.652 | 19 | | 1:43.220 | 30.140 | 39.110 | 33.970 | 239.4 | 32:28.113 |

55

Jamie Laura Chadwick

F3 Tatuus 318 A.R.

Prema Powerteam

| Lap | D | Time | Sector 1 | Sector 2 | Sector 3 | T. Spd | Elapsed |
|-----|---|----------|----------|----------|----------|--------|-----------|
| 1 | | 1:51.559 | 36.071 | 40.765 | 34.723 | 220.4 | 1:51.559 |
| 2 | | 1:43.747 | 30.450 | 39.372 | 33.925 | 240.5 | 3:35.306 |
| 3 | | 1:43.191 | 29.991 | 39.217 | 33.983 | 242.6 | 5:18.497 |
| 4 | | 1:43.178 | 29.862 | 39.308 | 34.008 | 242.6 | 7:01.675 |
| 5 | | 1:43.542 | 30.144 | 39.278 | 34.120 | 243.2 | 8:45.217 |
| 6 | | 1:43.309 | 30.056 | 39.247 | 34.006 | 241.0 | 10:28.526 |
| 7 | | 1:43.269 | 29.939 | 39.319 | 34.011 | 242.1 | 12:11.795 |
| 8 | | 1:43.165 | 29.895 | 39.148 | 34.122 | 241.6 | 13:54.960 |
| 9 | | 1:43.573 | 30.273 | 39.201 | 34.099 | 242.6 | 15:38.533 |
| 10 | | 1:43.562 | 29.926 | 39.517 | 34.119 | 242.1 | 17:22.095 |
| 11 | | 1:43.757 | 30.144 | 39.491 | 34.122 | 243.2 | 19:05.852 |
| 12 | | 1:43.663 | 29.901 | 39.434 | 34.328 | 243.2 | 20:49.515 |
| 13 | | 1:43.907 | 30.310 | 39.379 | 34.218 | 240.5 | 22:33.422 |
| 14 | | 1:43.720 | 30.215 | 39.370 | 34.135 | 240.0 | 24:17.142 |
| 15 | | 1:43.842 | 30.133 | 39.421 | 34.288 | 240.5 | 26:00.984 |
| 16 | | 1:43.623 | 30.011 | 39.366 | 34.246 | 240.5 | 27:44.607 |
| 17 | | 1:43.902 | 30.234 | 39.453 | 34.215 | 241.0 | 29:28.509 |
| 18 | | 1:44.154 | 30.301 | 39.631 | 34.222 | 242.6 | 31:12.663 |
| 19 | | 1:44.564 | 30.444 | 39.641 | 34.479 | 241.0 | 32:57.227 |



Circuit de Barcelona
Formula Regional European Championship
Race - 3
Analysis by Lap



| Num | Lap Time | Gap | Num | Lap Time | Gap | Num | Lap Time | Gap | Num | Lap Time | Gap | Num | Lap Time | Gap |
|--------------|----------|--------|--------------|----------|--------|--------------|----------|--------|---------------|----------|--------|---------------|----------|--------|
| Lap 1 | | | Lap 4 | | | Lap 7 | | | Lap 10 | | | Lap 13 | | |
| 3 | 1:46.361 | | 3 | 1:41.990 | | 3 | 1:41.655 | | 3 | 1:41.900 | | 3 | 1:42.075 | |
| 62 | 1:46.999 | 00.638 | 62 | 1:42.003 | 01.106 | 62 | 1:41.934 | 01.490 | 62 | 1:42.093 | 02.023 | 62 | 1:42.158 | 02.185 |
| 10 | 1:47.801 | 01.440 | 10 | 1:42.205 | 03.000 | 10 | 1:41.981 | 04.047 | 10 | 1:41.892 | 04.507 | 10 | 1:42.472 | 05.089 |
| 14 | 1:48.488 | 02.127 | 14 | 1:42.493 | 04.676 | 14 | 1:42.156 | 05.999 | 14 | 1:42.201 | 07.079 | 14 | 1:42.320 | 07.877 |
| 15 | 1:48.841 | 02.480 | 15 | 1:42.570 | 05.236 | 15 | 1:42.702 | 07.318 | 15 | 1:43.151 | 09.461 | 15 | 1:42.396 | 10.144 |
| 6 | 1:49.409 | 03.048 | 6 | 1:42.562 | 05.586 | 6 | 1:42.817 | 07.823 | 6 | 1:43.306 | 09.987 | 6 | 1:42.331 | 10.771 |
| 5 | 1:50.108 | 03.747 | 5 | 1:42.649 | 06.160 | 5 | 1:42.597 | 08.591 | 5 | 1:42.917 | 10.881 | 5 | 1:43.096 | 12.886 |
| 40 | 1:50.496 | 04.135 | 40 | 1:42.661 | 06.607 | 40 | 1:42.630 | 09.163 | 40 | 1:42.730 | 11.546 | 40 | 1:42.594 | 13.360 |
| 33 | 1:51.040 | 04.679 | 33 | 1:43.311 | 08.764 | 33 | 1:43.143 | 13.048 | 33 | 1:43.953 | 18.140 | 33 | 1:43.596 | 22.682 |
| 55 | 1:51.559 | 05.198 | 55 | 1:43.178 | 09.316 | 55 | 1:43.269 | 13.983 | 55 | 1:43.562 | 18.669 | 55 | 1:43.907 | 23.585 |
| 41 | 1:52.063 | 05.702 | 41 | 1:43.852 | 11.075 | 41 | 1:42.826 | 15.455 | 41 | 1:44.045 | 20.612 | 41 | 1:43.947 | 25.267 |
| Lap 2 | | | Lap 5 | | | Lap 8 | | | Lap 11 | | | Lap 14 | | |
| 3 | 1:41.996 | | 3 | 1:41.865 | | 3 | 1:41.904 | | 3 | 1:42.202 | | 3 | 1:42.186 | |
| 62 | 1:42.251 | 00.893 | 62 | 1:41.994 | 01.235 | 62 | 1:42.125 | 01.711 | 62 | 1:42.078 | 01.899 | 62 | 1:42.476 | 02.475 |
| 10 | 1:42.763 | 02.207 | 10 | 1:42.338 | 03.473 | 10 | 1:42.173 | 04.316 | 10 | 1:42.345 | 04.650 | 10 | 1:42.433 | 05.336 |
| 14 | 1:43.193 | 03.324 | 14 | 1:42.365 | 05.176 | 14 | 1:42.172 | 06.267 | 14 | 1:42.539 | 07.416 | 14 | 1:43.548 | 09.239 |
| 15 | 1:43.169 | 03.653 | 15 | 1:42.566 | 05.937 | 15 | 1:42.221 | 07.635 | 15 | 1:42.325 | 09.584 | 6 | 1:42.388 | 10.973 |
| 6 | 1:43.133 | 04.185 | 6 | 1:42.564 | 06.285 | 6 | 1:42.243 | 08.162 | 6 | 1:42.199 | 09.984 | 15 | 1:43.396 | 11.354 |
| 5 | 1:43.099 | 04.850 | 5 | 1:42.597 | 06.892 | 5 | 1:42.555 | 09.242 | 5 | 1:42.668 | 11.347 | 5 | 1:42.986 | 13.686 |
| 40 | 1:43.241 | 05.380 | 40 | 1:42.579 | 07.321 | 40 | 1:42.421 | 09.680 | 40 | 1:42.835 | 12.179 | 40 | 1:43.022 | 14.196 |
| 33 | 1:43.564 | 06.247 | 33 | 1:43.189 | 10.088 | 33 | 1:43.616 | 14.760 | 33 | 1:43.576 | 19.514 | 33 | 1:43.756 | 24.252 |
| 55 | 1:43.747 | 06.949 | 55 | 1:43.542 | 10.993 | 55 | 1:43.165 | 15.244 | 55 | 1:43.757 | 20.224 | 55 | 1:43.720 | 25.119 |
| 41 | 1:43.904 | 07.610 | 41 | 1:43.344 | 12.554 | 41 | 1:42.837 | 16.388 | 41 | 1:43.625 | 22.035 | 41 | 1:43.799 | 26.880 |
| Lap 3 | | | Lap 6 | | | Lap 9 | | | Lap 12 | | | Lap 15 | | |
| 3 | 1:42.012 | | 3 | 1:41.933 | | 3 | 1:41.810 | | 3 | 1:42.134 | | 3 | 1:42.304 | |
| 62 | 1:42.212 | 01.093 | 62 | 1:41.909 | 01.211 | 62 | 1:41.929 | 01.830 | 62 | 1:42.337 | 02.102 | 62 | 1:42.428 | 02.599 |
| 10 | 1:42.590 | 02.785 | 10 | 1:42.181 | 03.721 | 10 | 1:42.009 | 04.515 | 10 | 1:42.176 | 04.692 | 10 | 1:43.058 | 06.090 |
| 14 | 1:42.861 | 04.173 | 14 | 1:42.255 | 05.498 | 14 | 1:42.321 | 06.778 | 14 | 1:42.350 | 07.632 | 14 | 1:43.422 | 10.357 |
| 15 | 1:43.015 | 04.656 | 15 | 1:42.267 | 06.271 | 15 | 1:42.385 | 08.210 | 15 | 1:42.373 | 09.823 | 6 | 1:42.379 | 11.048 |
| 6 | 1:42.841 | 05.014 | 6 | 1:42.309 | 06.661 | 6 | 1:42.229 | 08.581 | 6 | 1:42.665 | 10.515 | 15 | 1:43.013 | 12.063 |
| 5 | 1:42.663 | 05.501 | 5 | 1:42.690 | 07.649 | 5 | 1:42.432 | 09.864 | 5 | 1:42.652 | 11.865 | 5 | 1:43.413 | 14.795 |
| 40 | 1:42.568 | 05.936 | 40 | 1:42.800 | 08.188 | 40 | 1:42.846 | 10.716 | 40 | 1:42.796 | 12.841 | 40 | 1:43.337 | 15.229 |
| 33 | 1:43.208 | 07.443 | 33 | 1:43.405 | 11.560 | 33 | 1:43.137 | 16.087 | 33 | 1:43.781 | 21.161 | 33 | 1:43.714 | 25.662 |
| 55 | 1:43.191 | 08.128 | 55 | 1:43.309 | 12.369 | 55 | 1:43.573 | 17.007 | 55 | 1:43.663 | 21.753 | 55 | 1:43.842 | 26.657 |
| 41 | 1:43.615 | 09.213 | 41 | 1:43.663 | 14.284 | 41 | 1:43.889 | 18.467 | 41 | 1:43.494 | 23.395 | 41 | 1:43.735 | 28.311 |



Circuito de Barcelona
Formula Regional European Championship
Race - 3
Analysis by Lap



| Num | Lap Time | Gap |
|-----|----------|-----|
|-----|----------|-----|

Lap 16

| | | |
|----|----------|--------|
| 3 | 1:42.162 | |
| 62 | 1:42.741 | 03.178 |
| 10 | 1:42.984 | 06.912 |
| 14 | 1:42.638 | 10.833 |
| 6 | 1:42.695 | 11.581 |
| 15 | 1:42.697 | 12.598 |
| 5 | 1:43.010 | 15.643 |
| 40 | 1:43.065 | 16.132 |
| 33 | 1:43.748 | 27.248 |
| 55 | 1:43.623 | 28.118 |
| 41 | 1:43.397 | 29.546 |

| Num | Lap Time | Gap |
|-----|----------|-----|
|-----|----------|-----|

Lap 17

| | | |
|----|----------|--------|
| 3 | 1:42.336 | |
| 62 | 1:42.565 | 03.407 |
| 10 | 1:42.889 | 07.465 |
| 14 | 1:42.787 | 11.284 |
| 6 | 1:42.373 | 11.618 |
| 15 | 1:43.051 | 13.313 |
| 40 | 1:43.640 | 17.436 |
| 5 | 1:44.555 | 17.862 |
| 33 | 1:44.057 | 28.969 |
| 55 | 1:43.902 | 29.684 |
| 41 | 1:43.639 | 30.849 |

| Num | Lap Time | Gap |
|-----|----------|-----|
|-----|----------|-----|

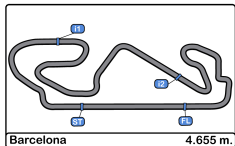
Lap 18

| | | |
|----|----------|--------|
| 3 | 1:42.262 | |
| 62 | 1:42.661 | 03.806 |
| 10 | 1:43.153 | 08.356 |
| 14 | 1:43.719 | 12.741 |
| 6 | 1:44.857 | 14.213 |
| 15 | 1:43.685 | 14.736 |
| 40 | 1:42.736 | 17.910 |
| 5 | 1:43.861 | 19.461 |
| 33 | 1:44.180 | 30.887 |
| 55 | 1:44.154 | 31.576 |
| 41 | 1:44.231 | 32.818 |

| Num | Lap Time | Gap |
|-----|----------|-----|
|-----|----------|-----|

Lap 19

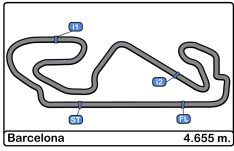
| | | |
|----|----------|--------|
| 3 | 1:42.557 | |
| 62 | 1:43.220 | 04.469 |
| 10 | 1:43.803 | 09.602 |
| 14 | 1:43.254 | 13.438 |
| 6 | 1:42.861 | 14.517 |
| 15 | 1:43.479 | 15.658 |
| 40 | 1:42.734 | 18.087 |
| 5 | 1:43.522 | 20.426 |
| 33 | 1:44.214 | 32.544 |
| 55 | 1:44.564 | 33.583 |
| 41 | 1:45.747 | 36.008 |



Circuit de Barcelona
Formula Regional European Championship
Race - 3
Best Sectors Results



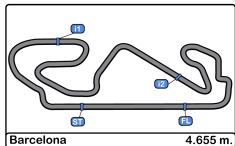
| Sector - 1 | | | Sector - 2 | | | Sector - 3 | | | Ideal Lap vs Best Lap | | | | | | |
|------------|----|---------------------|------------|----|---------------------|------------|----|---------------------|-----------------------|------|----|---------------------|-----------|----------|------|
| Clas | Nº | Driver | Time | Nº | Driver | Time | Nº | Driver | Time | Clas | Nº | Driver | Ideal Lap | Best Lap | Clas |
| 1 | 40 | Konsta Lappalainen | 29.726 | 3 | Pierre-Louis Chovet | 38.395 | 3 | Pierre-Louis Chovet | 33.400 | 1 | 3 | Pierre-Louis Chovet | 1:41.650 | 1:41.655 | 1 |
| 2 | 62 | Dennis Hauger | 29.733 | 62 | Dennis Hauger | 38.519 | 10 | Gianluca Petecof | 33.423 | 2 | 62 | Dennis Hauger | 1:41.738 | 1:41.909 | 3 |
| 3 | 14 | Arthur Leclerc | 29.733 | 10 | Gianluca Petecof | 38.580 | 62 | Dennis Hauger | 33.486 | 3 | 10 | Gianluca Petecof | 1:41.839 | 1:41.892 | 2 |
| 4 | 5 | Patrick Pasma | 29.769 | 6 | Oliver Rasmussen | 38.608 | 15 | Matteo Nannini | 33.538 | 4 | 6 | Oliver Rasmussen | 1:41.990 | 1:42.199 | 5 |
| 5 | 41 | Emidio Pesce | 29.790 | 14 | Arthur Leclerc | 38.658 | 6 | Oliver Rasmussen | 33.580 | 5 | 14 | Arthur Leclerc | 1:42.041 | 1:42.156 | 4 |
| 6 | 6 | Oliver Rasmussen | 29.802 | 15 | Matteo Nannini | 38.716 | 5 | Patrick Pasma | 33.611 | 6 | 15 | Matteo Nannini | 1:42.115 | 1:42.221 | 6 |
| 7 | 10 | Gianluca Petecof | 29.836 | 40 | Konsta Lappalainen | 38.888 | 14 | Arthur Leclerc | 33.650 | 7 | 5 | Patrick Pasma | 1:42.283 | 1:42.432 | 8 |
| 8 | 3 | Pierre-Louis Chovet | 29.855 | 5 | Patrick Pasma | 38.903 | 40 | Konsta Lappalainen | 33.682 | 8 | 40 | Konsta Lappalainen | 1:42.296 | 1:42.421 | 7 |
| 9 | 15 | Matteo Nannini | 29.861 | 41 | Emidio Pesce | 38.981 | 41 | Emidio Pesce | 33.907 | 9 | 41 | Emidio Pesce | 1:42.678 | 1:42.826 | 9 |
| 10 | 55 | Jamie Laura Chadwi | 29.862 | 33 | Henrion Gillian | 39.047 | 55 | Jamie Laura Chadwi | 33.925 | 10 | 55 | Jamie Laura Chadwi | 1:42.935 | 1:43.165 | 11 |
| 11 | 33 | Henrion Gillian | 29.987 | 55 | Jamie Laura Chadwi | 39.148 | 33 | Henrion Gillian | 33.983 | 11 | 33 | Henrion Gillian | 1:43.017 | 1:43.137 | 10 |



Circuito de Barcelona
Formula Regional European Championship
Race - 3
Leader Sequence



| Nº | Driver | Nat | Competitor | Nat | Rookie | Start Lap | End Lap | Laps | Total Laps |
|-----------|---------------------|------------|-----------------------|------------|---------------|------------------|----------------|-------------|-------------------|
| 3 | Pierre-Louis Chovet | FRA | Van Amersfoort Racing | NLD | R | 1 | 19 | 19 | 19 |



Circuito de Barcelona
Formula Regional European Championship
Race - 3
Best 5 Lap Times



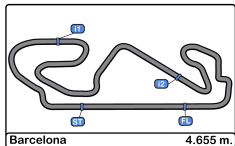
| Cls | Nº | Driver | Nat | Competitor | Nat | Rookie | Cls | Best 1 | | Best 2 | | Best 3 | | Best 4 | | Best 5 | |
|-----|----|----------------------|-----|--------------------------|-----|--------|-----|-----------------|-----|----------|-----|----------|-----|----------|-----|----------|-----|
| | | | | | | | | Time | Lap | Time | Lap | Time | Lap | Time | Lap | Time | Lap |
| 1 | 3 | Pierre-Louis Chovet | FRA | Van Amersfoort Racing | NLD | R | 1 | 1:41.655 | 7 | 1:41.810 | 9 | 1:41.865 | 5 | 1:41.900 | 10 | 1:41.904 | 8 |
| 2 | 10 | Gianluca Petecof | BRA | Prema Powerteam | ITA | R | 2 | 1:41.892 | 10 | 1:41.981 | 7 | 1:42.009 | 9 | 1:42.173 | 8 | 1:42.176 | 12 |
| 3 | 62 | Dennis Hauger | NOR | Van Amersfoort Racing | NLD | | | 1:41.909 | 6 | 1:41.929 | 9 | 1:41.934 | 7 | 1:41.994 | 5 | 1:42.003 | 4 |
| 4 | 14 | Arthur Leclerc | MC | Prema Powerteam | ITA | R | 3 | 1:42.156 | 7 | 1:42.172 | 8 | 1:42.201 | 10 | 1:42.255 | 6 | 1:42.320 | 13 |
| 5 | 6 | Oliver Rasmussen | DNK | Prema Powerteam | ITA | R | 4 | 1:42.199 | 11 | 1:42.229 | 9 | 1:42.243 | 8 | 1:42.309 | 6 | 1:42.331 | 13 |
| 6 | 15 | Matteo Nannini | ITA | Monolite Racing | ITA | | | 1:42.221 | 8 | 1:42.267 | 6 | 1:42.325 | 11 | 1:42.373 | 12 | 1:42.385 | 9 |
| 7 | 40 | Konsta Lappalainen | FIN | Kic Motorsport | FIN | | | 1:42.421 | 8 | 1:42.568 | 3 | 1:42.579 | 5 | 1:42.594 | 13 | 1:42.630 | 7 |
| 8 | 5 | Patrick Pasma | FIN | Kic Motorsport | FIN | | | 1:42.432 | 9 | 1:42.555 | 8 | 1:42.597 | 5 | 1:42.597 | 7 | 1:42.649 | 4 |
| 9 | 41 | Emidio Pesce | ITA | DR Formula RP Motorsport | PRT | R | 5 | 1:42.826 | 7 | 1:42.837 | 8 | 1:43.344 | 5 | 1:43.397 | 16 | 1:43.494 | 12 |
| 10 | 33 | Henrion Gillian | FRA | Gillian Track Events GTE | FRA | R | 6 | 1:43.137 | 9 | 1:43.143 | 7 | 1:43.189 | 5 | 1:43.208 | 3 | 1:43.311 | 4 |
| 11 | 55 | Jamie Laura Chadwick | GBR | Prema Powerteam | ITA | | | 1:43.165 | 8 | 1:43.178 | 4 | 1:43.191 | 3 | 1:43.269 | 7 | 1:43.309 | 6 |



Circuito de Barcelona
Formula Regional European Championship
Race - 3
Best 5 Top Speeds



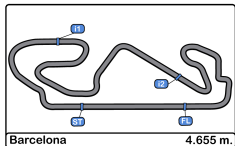
| Cls | Nº | Driver | Nat | Competitor | Nat | Rookie | Cls | Top 1 | | Top 2 | | Top 3 | | Top 4 | | Top 5 | | Avg |
|-----|----|----------------------|-----|--------------------------|-----|--------|-----|-------|-----|-------|-----|-------|-----|-------|-----|-------|-----|-------|
| | | | | | | | | Km/h | Lap | Km/h | Lap | Km/h | Lap | Km/h | Lap | Km/h | Lap | |
| 1 | 40 | Konsta Lappalainen | FIN | Kic Motorsport | FIN | | | 248.8 | 4 | 248.8 | 6 | 248.2 | 9 | 248.2 | 16 | 248.2 | 17 | 248.5 |
| 2 | 6 | Oliver Rasmussen | DNK | Prema Powerteam | ITA | R | 1 | 247.7 | 6 | 247.7 | 10 | 247.1 | 4 | 247.1 | 7 | 246.5 | 5 | 247.2 |
| 3 | 5 | Patrick Pasma | FIN | Kic Motorsport | FIN | | | 247.1 | 18 | 246.0 | 4 | 246.0 | 6 | 245.4 | 3 | 245.4 | 5 | 246.0 |
| 4 | 15 | Matteo Nannini | ITA | Monolite Racing | ITA | | | 246.5 | 3 | 244.8 | 4 | 244.3 | 2 | 244.3 | 5 | 243.7 | 6 | 244.7 |
| 5 | 41 | Emidio Pesce | ITA | DR Formula RP Motorsport | PRT | R | 2 | 246.0 | 3 | 244.8 | 2 | 244.3 | 4 | 243.7 | 7 | 243.7 | 8 | 244.5 |
| 6 | 55 | Jamie Laura Chadwick | GBR | Prema Powerteam | ITA | | | 243.2 | 5 | 243.2 | 11 | 243.2 | 12 | 242.6 | 3 | 242.6 | 4 | 243.0 |
| 7 | 14 | Arthur Leclerc | MC | Prema Powerteam | ITA | R | 3 | 242.6 | 2 | 241.6 | 3 | 240.5 | 8 | 240.0 | 4 | 240.0 | 6 | 240.9 |
| 8 | 33 | Henrion Gillian | FRA | Gillian Track Events GTE | FRA | R | 4 | 242.6 | 2 | 242.6 | 3 | 240.5 | 4 | 240.5 | 5 | 240.5 | 7 | 241.3 |
| 9 | 62 | Dennis Hauger | NOR | Van Amersfoort Racing | NLD | | | 241.6 | 3 | 241.6 | 4 | 241.6 | 6 | 241.6 | 7 | 241.6 | 8 | 241.6 |
| 10 | 10 | Gianluca Petecof | BRA | Prema Powerteam | ITA | R | 5 | 240.0 | 3 | 238.9 | 2 | 238.9 | 5 | 238.9 | 9 | 238.9 | 12 | 239.1 |
| 11 | 3 | Pierre-Louis Chovet | FRA | Van Amersfoort Racing | NLD | R | 6 | 239.4 | 8 | 238.9 | 11 | 238.4 | 4 | 238.4 | 5 | 237.8 | 6 | 238.6 |



Circuito de Barcelona
Formula Regional European Championship
Race - 3
Fastest Laps Sequence



| Lap | Time of Day | Session Time | Nº | Driver | Nat | Competitor | Nat | Rookie | Time | Km/h |
|-----|--------------|--------------|----|---------------------|-----|-----------------------|-----|--------|-----------------|-------|
| 2 | 10:41:19.068 | 3:28.068 | 3 | Pierre-Louis Chovet | FRA | Van Amersfoort Racing | NLD | R | 1:41.996 | 164.3 |
| 4 | 10:44:43.070 | 6:52.070 | 3 | Pierre-Louis Chovet | FRA | Van Amersfoort Racing | NLD | R | 1:41.990 | 164.3 |
| 5 | 10:46:24.934 | 8:33.934 | 3 | Pierre-Louis Chovet | FRA | Van Amersfoort Racing | NLD | R | 1:41.865 | 164.5 |
| 7 | 10:49:48.523 | 11:57.523 | 3 | Pierre-Louis Chovet | FRA | Van Amersfoort Racing | NLD | R | 1:41.655 | 164.8 |



Circuito de Barcelona
Formula Regional European Championship
Race - 3
Event Best Maximum Speed



| Nº | Driver | Nat | Competitor | Nat | Rookie | Km/h | Session |
|-----------|----------------------|------------|--------------------------|------------|---------------|-------------|-------------------|
| 3 | Pierre-Louis Chovet | FRA | Van Amersfoort Racing | NLD | R | 251.1 | Race - 1 |
| 40 | Konsta Lappalainen | FIN | Kic Motorsport | FIN | | 251.1 | Race - 2 |
| 33 | Henrion Gillian | FRA | Gillian Track Events GTE | FRA | R | 249.4 | Race - 2 |
| 10 | Gianluca Petecof | BRA | Prema Powerteam | ITA | R | 249.4 | Race - 2 |
| 5 | Patrick Pasma | FIN | Kic Motorsport | FIN | | 249.4 | Race - 2 |
| 6 | Oliver Rasmussen | DNK | Prema Powerteam | ITA | R | 247.7 | Race - 3 |
| 41 | Emidio Pesce | ITA | DR Formula RP Motorsport | PRT | R | 247.1 | Qualifying - 2 |
| 55 | Jamie Laura Chadwick | GBR | Prema Powerteam | ITA | | 246.5 | Free Practice - 2 |
| 62 | Dennis Hauger | NOR | Van Amersfoort Racing | NLD | | 246.5 | Race - 2 |
| 15 | Matteo Nannini | ITA | Monolite Racing | ITA | | 246.5 | Race - 3 |
| 14 | Arthur Leclerc | MCO | Prema Powerteam | ITA | R | 244.8 | Qualifying - 2 |

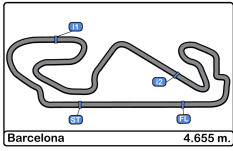


Circuit de Barcelona
Formula Regional European Championship
Race - 3
Lap Chart



LAP

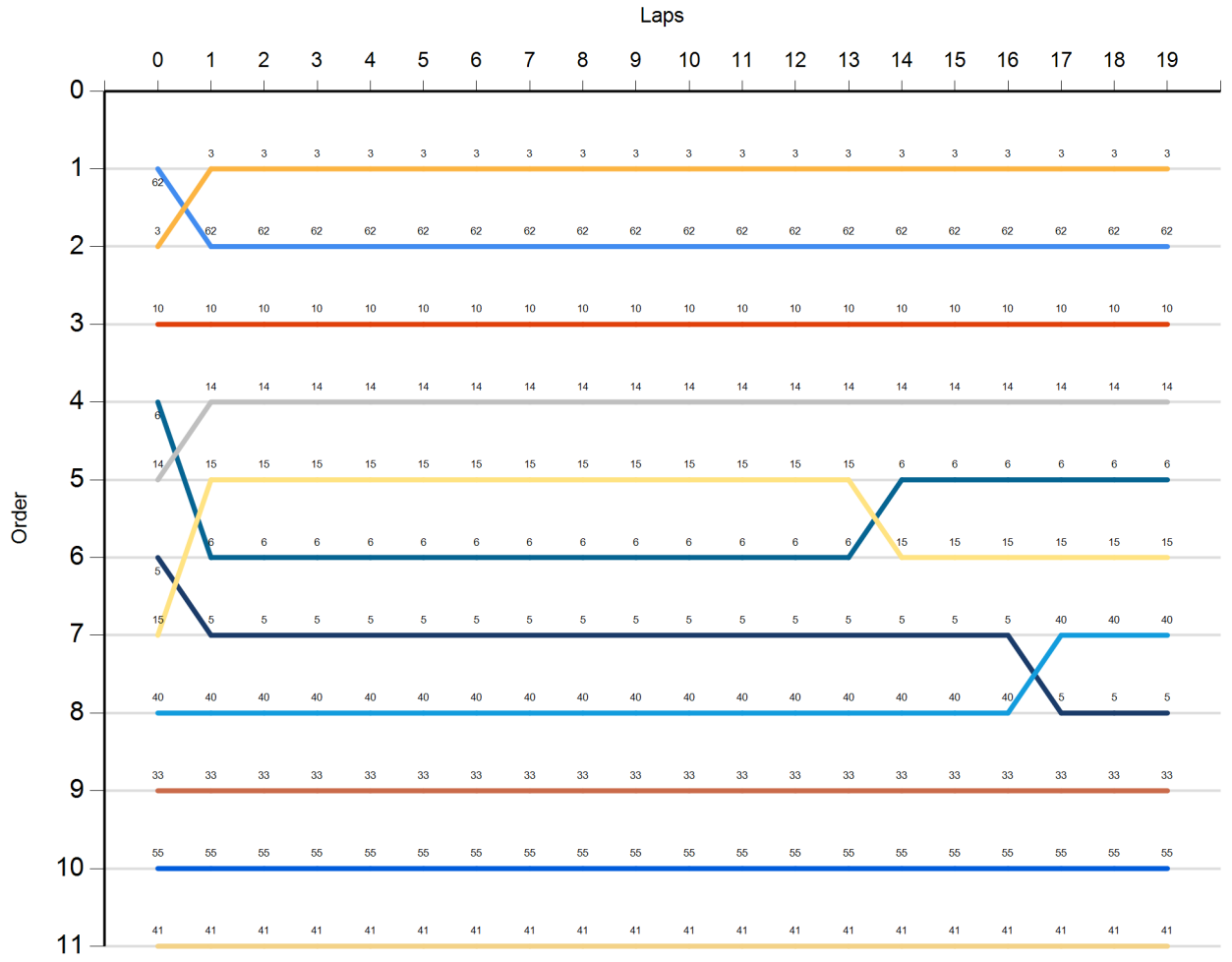
| Nr | Pos | Grid | 1 | 2 | 3 | 4 | 5 | 6 | 7 | 8 | 9 | 10 | 11 | 12 | 13 | 14 | 15 | 16 | 17 | 18 | 19 | |
|----|-----|------|----|----|----|----|----|----|----|----|----|----|----|----|----|----|----|----|----|----|----|----|
| 62 | 1 | 62 | 3 | 3 | 3 | 3 | 3 | 3 | 3 | 3 | 3 | 3 | 3 | 3 | 3 | 3 | 3 | 3 | 3 | 3 | 3 | |
| 3 | 2 | 3 | 62 | 62 | 62 | 62 | 62 | 62 | 62 | 62 | 62 | 62 | 62 | 62 | 62 | 62 | 62 | 62 | 62 | 62 | 62 | 62 |
| 10 | 3 | 10 | 10 | 10 | 10 | 10 | 10 | 10 | 10 | 10 | 10 | 10 | 10 | 10 | 10 | 10 | 10 | 10 | 10 | 10 | 10 | 10 |
| 6 | 4 | 6 | 14 | 14 | 14 | 14 | 14 | 14 | 14 | 14 | 14 | 14 | 14 | 14 | 14 | 14 | 14 | 14 | 14 | 14 | 14 | 14 |
| 14 | 5 | 14 | 15 | 15 | 15 | 15 | 15 | 15 | 15 | 15 | 15 | 15 | 15 | 15 | 15 | 6 | 6 | 6 | 6 | 6 | 6 | 6 |
| 5 | 6 | 5 | 6 | 6 | 6 | 6 | 6 | 6 | 6 | 6 | 6 | 6 | 6 | 6 | 6 | 15 | 15 | 15 | 15 | 15 | 15 | 15 |
| 15 | 7 | 15 | 5 | 5 | 5 | 5 | 5 | 5 | 5 | 5 | 5 | 5 | 5 | 5 | 5 | 5 | 5 | 5 | 40 | 40 | 40 | 40 |
| 40 | 8 | 40 | 40 | 40 | 40 | 40 | 40 | 40 | 40 | 40 | 40 | 40 | 40 | 40 | 40 | 40 | 40 | 40 | 5 | 5 | 5 | 5 |
| 33 | 9 | 33 | 33 | 33 | 33 | 33 | 33 | 33 | 33 | 33 | 33 | 33 | 33 | 33 | 33 | 33 | 33 | 33 | 33 | 33 | 33 | 33 |
| 55 | 10 | 55 | 55 | 55 | 55 | 55 | 55 | 55 | 55 | 55 | 55 | 55 | 55 | 55 | 55 | 55 | 55 | 55 | 55 | 55 | 55 | 55 |
| 41 | 11 | 41 | 41 | 41 | 41 | 41 | 41 | 41 | 41 | 41 | 41 | 41 | 41 | 41 | 41 | 41 | 41 | 41 | 41 | 41 | 41 | 41 |

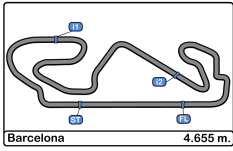


Circuito de Barcelona
Formula Regional European Championship
Race - 3
Graphic Lap Chart



- 62
- 3
- 10
- 6
- 14
- 5
- 15
- 40
- 33
- 55
- 41

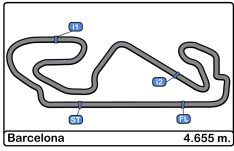




Circuito de Barcelona
Formula Regional European Championship
Race - 3
Pit Stop Analysis



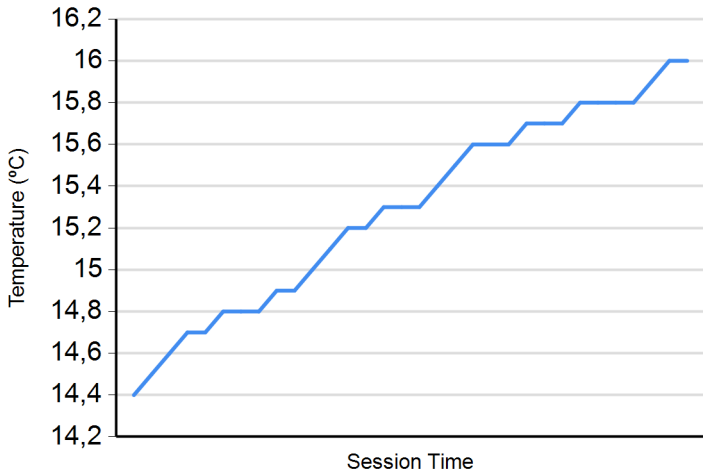
| <u>Nº</u> | <u>In Day</u> | <u>Time</u> | <u>Driver</u> | <u>Nat</u> | <u>Competitor</u> | <u>Nat</u> | <u>In Time</u> | <u>Stop Nº</u> | <u>Pit Time</u> | <u>Handicap</u> | <u>Penalty</u> |
|-----------|---------------|-------------|---------------|------------|-------------------|------------|----------------|----------------|-----------------|-----------------|----------------|
|-----------|---------------|-------------|---------------|------------|-------------------|------------|----------------|----------------|-----------------|-----------------|----------------|



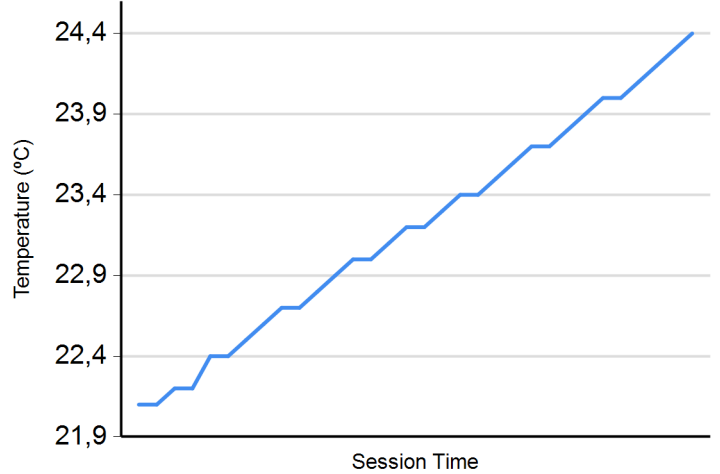
Circuito de Barcelona
Formula Regional European Championship
Race - 3
Weather Report



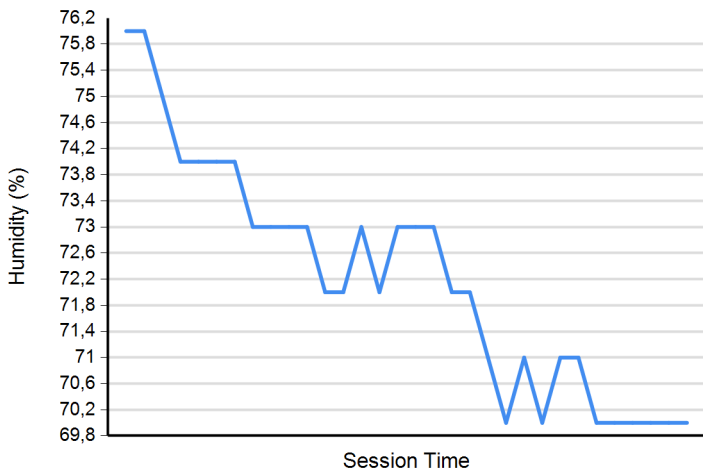
Air Temperature



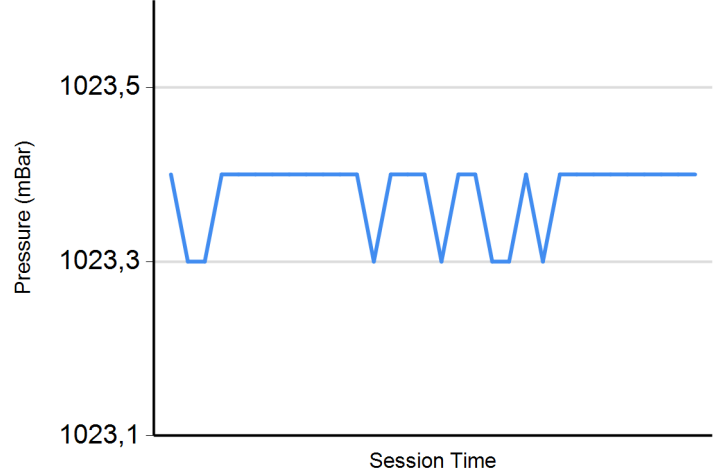
Track Temperature



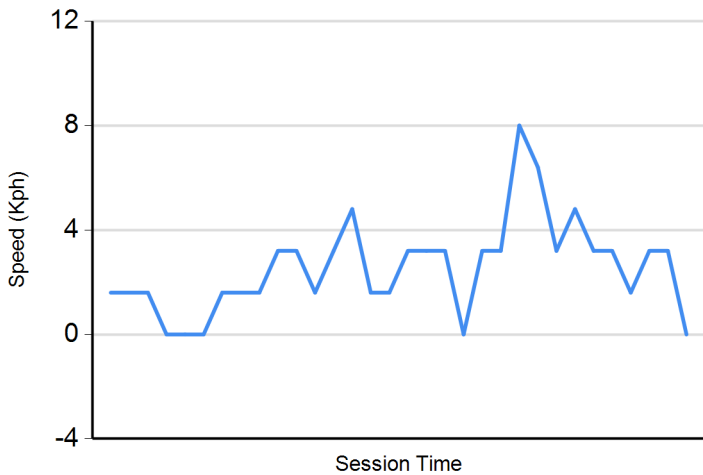
Humidity



Pressure



Wind Speed



Wind direction

North = 0°/360° Est = 90° South = 180° West = 270°

