




Circuito de Barcelona
Formula Regional European Championship
Free Practice - 1
Provisional Results



Cls	Nº	Driver	Nat	Competitor	Nat	Rookie	Cls	Laps	Best	Time	Gap	Interval	Km/h
1	14	Arthur Leclerc	MCO	Prema Powerteam	ITA	R	1	17	9	1:40.400			166.9
2	40	Konsta Lappalainen	FIN	Kic Motorsport	FIN			17	7	1:40.629	0.229	0.229	166.5
3	5	Patrick Pasma	FIN	Kic Motorsport	FIN			16	15	1:40.878	0.478	0.249	166.1
4	62	Dennis Hauger	NOR	Van Amersfoort Racing	NLD			21	7	1:40.884	0.484	0.006	166.1
5	3	Pierre-Louis Chovet	FRA	Van Amersfoort Racing	NLD	R	2	20	13	1:40.957	0.557	0.073	165.9
6	10	Gianluca Petecof	BRA	Prema Powerteam	ITA	R	3	15	9	1:41.202	0.802	0.245	165.5
7	15	Matteo Nannini	ITA	Monolite Racing	ITA			17	15	1:41.344	0.944	0.142	165.3
8	6	Oliver Rasmussen	DNK	Prema Powerteam	ITA	R	4	16	10	1:41.400	1.000	0.056	165.2
9	41	Emidio Pesce	ITA	DR Formula RP Motorsport	PRT	R	5	17	8	1:41.821	1.421	0.421	164.5
10	55	Jamie Laura Chadwick	GBR	Prema Powerteam	ITA			18	17	1:42.227	1.827	0.406	163.9
11	33	Henrion Gillian	FRA	Gillian Track Events GTE	FRA	R	6	19	17	1:42.610	2.210	0.383	163.3

Published at:.....

Track Temp: **20.2 °C** Air Temp: **13.3 °C** Humidity: **80 %** Track Status: **DRY**

Stewards:	Race Director:	Timekeeper: 
------------------	-----------------------	---




Circuito de Barcelona
Formula Regional European Championship
Free Practice - 1
Provisional Results by Class



Cls	Nº	Driver	Nat	Competitor	Nat	Rookie	Laps	Best	Time	Gap	Interval	Km/h
1	40	Konsta Lappalainen	FIN	Kic Motorsport	FIN		17	7	1:40.629			166.5
2	5	Patrick Pasma	FIN	Kic Motorsport	FIN		16	15	1:40.878	0.249	0.249	166.1
3	62	Dennis Hauger	NOR	Van Amersfoort Racing	NLD		21	7	1:40.884	0.255	0.006	166.1
4	15	Matteo Nannini	ITA	Monolite Racing	ITA		17	15	1:41.344	0.715	0.460	165.3
5	55	Jamie Laura Chadwick	GBR	Prema Powerteam	ITA		18	17	1:42.227	1.598	0.883	163.9
Rookie												
1	14	Arthur Leclerc	MCO	Prema Powerteam	ITA	R	17	9	1:40.400			166.9
2	3	Pierre-Louis Chovet	FRA	Van Amersfoort Racing	NLD	R	20	13	1:40.957	0.557	0.557	165.9
3	10	Gianluca Petecof	BRA	Prema Powerteam	ITA	R	15	9	1:41.202	0.802	0.245	165.5
4	6	Oliver Rasmussen	DNK	Prema Powerteam	ITA	R	16	10	1:41.400	1.000	0.198	165.2
5	41	Emidio Pesce	ITA	DR Formula RP Motorsport	PRT	R	17	8	1:41.821	1.421	0.421	164.5
6	33	Henrion Gillian	FRA	Gillian Track Events GTE	FRA	R	19	17	1:42.610	2.210	0.789	163.3

Published at:.....

Track Temp: **20.2 °C** Air Temp: **13.3 °C** Humidity: **80 %** Track **DRY**

Stewards:	Race Director:	Timekeeper: 
------------------	-----------------------	---



Circuito de Barcelona
Formula Regional European Championship
Free Practice - 1
Provisional 2 Fastest Lap Results



Cls	Nº	Driver	Nat	Competitor	Nat	Rookie	Cls	Laps	Best	Time	Gap	Interval	Km/h
1	14	Arthur Leclerc	MCO	Prema Powerteam	ITA	R	1	17	7	1:40.781			166.9
2	40	Konsta Lappalainen	FIN	Kic Motorsport	FIN			17	15	1:40.844	0.063	0.063	166.5
3	3	Pierre-Louis Chovet	FRA	Van Amersfoort Racing	NLD	R	2	20	8	1:41.000	0.219	0.156	165.9
4	62	Dennis Hauger	NOR	Van Amersfoort Racing	NLD			21	14	1:41.027	0.246	0.027	166.1
5	5	Patrick Pasma	FIN	Kic Motorsport	FIN			16	11	1:41.164	0.383	0.137	166.1
6	10	Gianluca Petecof	BRA	Prema Powerteam	ITA	R	3	15	8	1:41.227	0.446	0.063	165.5
7	15	Matteo Nannini	ITA	Monolite Racing	ITA			17	16	1:41.378	0.597	0.151	165.3
8	6	Oliver Rasmussen	DNK	Prema Powerteam	ITA	R	4	16	8	1:41.425	0.644	0.047	165.2
9	41	Emidio Pesce	ITA	DR Formula RP Motorsport	PRT	R	5	17	15	1:41.828	1.047	0.403	164.5
10	55	Jamie Laura Chadwick	GBR	Prema Powerteam	ITA			18	16	1:42.238	1.457	0.410	163.9
11	33	Henrion Gillian	FRA	Gillian Track Events GTE	FRA	R	6	19	14	1:42.639	1.858	0.401	163.3

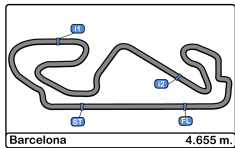
Published at:.....

Track Temp: **20.2 °C** Air Temp: **13.3 °C** Humidity: **80 %** Track Status: **DRY**

Stewards:

Race Director:

Timekeeper:



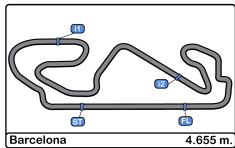
Circuito de Barcelona
Formula Regional European Championship
Free Practice - 1
Lap Analysis



3 Pierre-Louis Chovet F3 Tatuus 318 A.R.							6 Oliver Rasmussen F3 Tatuus 318 A.R.								
R Van Amersfoort Racing							R Prema Powerteam								
Lap	D	Time	Sector 1	Sector 2	Sector 3	T. Spd	Elapsed	Lap	D	Time	Sector 1	Sector 2	Sector 3	T. Spd	Elapsed
1		9:50:21.584 P	9:48:46.896	47.460	47.228	134.6	9:50:21.584	1		9:50:37.096 P	9:48:50.741	53.995	52.360	144.5	9:50:37.096
2		4:26.229	3:05.609	43.445	37.175	133.8	9:54:47.813	2		5:22.745	3:54.963	46.676	41.106	167.4	9:55:59.841
3		1:46.861	32.266	39.735	34.860	217.3	9:56:34.674	3		1:58.558	36.396	46.225	35.937	188.8	9:57:58.399
4		1:42.148	30.018	38.574	33.556	241.0	9:58:16.822	4		1:44.177	30.287	39.825	34.065	239.4	9:59:42.576
5		1:41.080	29.627	38.162	33.291	240.5	9:59:57.902	5		1:42.771	29.976	39.147	33.648	238.9	10:01:25.347
6		2:03.055	36.874	48.468	37.713	240.5	10:02:00.957	6		1:57.809	37.552	43.786	36.471	155.3	10:03:23.156
7		1:41.340	29.552	38.411	33.377	242.1	10:03:42.297	7		1:41.486	29.506	38.670	33.310	242.1	10:05:04.642
8		1:41.000	29.453	38.172	33.375	241.6	10:05:23.297	8		1:41.425	29.610	38.583	33.232	238.9	10:06:46.067
9		1:55.718 P	29.495	38.385	47.838	241.0	10:07:19.015	9		1:52.094	33.081	43.127	35.886	222.2	10:08:38.161
10		5:25.624	4:06.820	42.186	36.618	184.9	10:12:44.639	10		1:41.400	29.656	38.436	33.308	238.9	10:10:19.561
11		1:48.190	32.970	40.131	35.089	232.7	10:14:32.829	11		1:51.409 P	30.718	39.786	40.905	241.6	10:12:10.970
12		1:41.186	29.550	38.228	33.408	241.0	10:16:14.015	12		8:02.311	6:46.789	41.045	34.477	180.3	10:20:13.281
13		1:40.957	29.437	38.268	33.252	241.0	10:17:54.972	13		1:44.049	30.766	39.632	33.651	237.8	10:21:57.330
14		1:58.791	36.278	46.165	36.348	222.6	10:19:53.763	14		1:47.537 P	29.667	38.382	39.488	238.9	10:23:44.867
15		1:41.157	29.423	38.295	33.439	241.6	10:21:34.920	15		4:22.696	3:10.336	39.035	33.325	184.6	10:28:07.563
16		2:01.040	37.784	45.078	38.178	240.0	10:23:35.960	16		1:46.289 P	29.668	38.509	38.112	240.0	10:29:53.852
17		1:41.418	29.563	38.374	33.481	240.5	10:25:17.378	10 Gianluca Petecof F3 Tatuus 318 A.R.							
18		1:41.244	29.478	38.380	33.386	240.0	10:26:58.622	R Prema Powerteam							
19		1:41.311	29.480	38.420	33.411	240.5	10:28:39.933	Lap D	Time	Sector 1	Sector 2	Sector 3	T. Spd	Elapsed	
20		1:57.959 P	34.427	40.632	42.900	232.7	10:30:37.892	1	9:50:38.547 P	9:48:58.712	50.665	49.170	161.1	9:50:38.547	

5 Patrick Pasma F3 Tatuus 318 A.R.							
Kic Motorsport							
Lap	D	Time	Sector 1	Sector 2	Sector 3	T. Spd	Elapsed
1		9:51:23.466 P	9:49:57.026	43.430	43.010	171.1	9:51:23.466
2		3:15.737	1:59.616	40.903	35.218	152.7	9:54:39.203
3		1:45.991	30.875	40.240	34.876	235.2	9:56:25.194
4		1:42.057	29.869	38.795	33.393	242.6	9:58:07.251
5		1:41.345	29.628	38.433	33.284	242.6	9:59:48.596
6		1:41.218	29.467	38.327	33.424	244.3	10:01:29.814
7		1:51.407	32.018	43.127	36.262	246.0	10:03:21.221
8		1:48.249 P	29.428	38.378	40.443	244.3	10:05:09.470
9		9:26.181	8:04.328	44.771	37.082	176.1	10:14:35.651
10		1:42.322	29.746	38.904	33.672	242.6	10:16:17.973
11		1:41.164	29.479	38.487	33.198	243.2	10:17:59.137
12		1:57.688	35.313	46.184	36.191	242.6	10:19:56.825
13		1:41.184	29.574	38.333	33.277	242.6	10:21:38.009
14		1:49.300	32.293	42.070	34.937	246.0	10:23:27.309
15		1:40.878	29.441	38.238	33.199	242.1	10:25:08.187
16		2:00.444 P	32.936	44.739	42.769	242.1	10:27:08.631

10 Gianluca Petecof F3 Tatuus 318 A.R.							
R Prema Powerteam							
Lap	D	Time	Sector 1	Sector 2	Sector 3	T. Spd	Elapsed
1		9:50:38.547 P	9:48:58.712	50.665	49.170	161.1	9:50:38.547
2		5:35.115	4:02.151	51.773	41.191	166.4	9:56:13.662
3		2:01.451	36.781	47.011	37.659	195.6	9:58:15.113
4		1:53.313	36.192	42.265	34.856	186.8	10:00:08.426
5		1:42.380	30.031	38.957	33.392	237.8	10:01:50.806
6		1:41.583	29.697	38.690	33.196	238.4	10:03:32.389
7		2:00.956	35.807	47.267	37.882	207.6	10:05:33.345
8		1:41.227	29.620	38.441	33.166	238.9	10:07:14.572
9		1:41.202	29.695	38.446	33.061	239.4	10:08:55.774
10		1:52.740 P	32.760	39.869	40.111	239.4	10:10:48.514
11		10:00.709	8:42.979	42.731	34.999	184.9	10:20:49.223
12		1:41.691	29.850	38.577	33.264	238.4	10:22:30.914
13		2:11.705	34.821	53.258	43.626	178.8	10:24:42.619
14		1:41.415	29.837	38.374	33.204	238.9	10:26:24.034
15		2:07.457 P	36.476	41.687	49.294	171.1	10:28:31.491
14 Arthur Leclerc F3 Tatuus 318 A.R.							
R Prema Powerteam							
Lap	D	Time	Sector 1	Sector 2	Sector 3	T. Spd	Elapsed
1		9:55:34.753 P	9:54:02.278	47.391	45.084	157.4	9:55:34.753
2		3:50.776	2:21.490	48.157	41.129	183.0	9:59:25.529
3		1:53.115	32.386	44.958	35.771	229.2	10:01:18.644
4		1:41.551	29.592	38.553	33.406	242.1	10:03:00.195
5		1:40.783	29.326	38.267	33.190	242.6	10:04:40.978
6		1:56.206	34.787	44.997	36.422	197.4	10:06:37.184
7		1:40.781	29.365	38.231	33.185	240.0	10:08:17.965
8		1:57.929	36.183	47.171	34.575	219.9	10:10:15.894
9		1:40.400	29.337	38.078	32.985	241.0	10:11:56.294
10		1:52.052 P	31.886	40.956	39.210	239.4	10:13:48.346
11		6:13.370	4:53.599	43.416	36.355	162.8	10:20:01.716
12		1:41.165	29.402	38.367	33.396	241.6	10:21:42.881
13		2:01.949	34.865	49.686	37.398	221.7	10:23:44.830
14		1:41.078	29.378	38.379	33.321	240.5	10:25:25.908
15		1:56.745	33.942	47.365	35.438	240.5	10:27:22.653
16		1:41.017	29.386	38.179	33.452	240.5	10:29:03.670
17		1:47.735 P	29.487	38.264	39.984	240.0	10:30:51.405



Circuito de Barcelona
Formula Regional European Championship
Free Practice - 1
Lap Analysis



15

Matteo Nannini

F3 Tatuus 318 A.R.

40

Konsta Lappalainen

F3 Tatuus 318 A.R.

Monolite Racing

Kic Motorsport

Lap	D	Time	Sector 1	Sector 2	Sector 3	T. Spd	Elapsed	Lap	D	Time	Sector 1	Sector 2	Sector 3	T. Spd	Elapsed
1		9:50:32.626	9:49:01.601	49.850	41.175	131.8	9:50:32.626	1		9:50:24.242	9:48:53.373	50.564	40.305	134.4	9:50:24.242
2		1:59.613	37.246	44.570	37.797	185.5	9:52:32.239	2		2:03.371	34.959	50.075	38.337	219.9	9:52:27.613
3		1:45.843	31.352	40.191	34.300	243.7	9:54:18.082	3		1:52.431	32.754	44.069	35.608	236.3	9:54:20.044
4		1:43.175	30.151	39.303	33.721	244.3	9:56:01.257	4		1:42.049	29.507	38.936	33.606	245.4	9:56:02.093
5		1:42.122	29.844	38.822	33.456	244.3	9:57:43.379	5		1:49.855	33.175	43.134	33.546	247.7	9:57:51.948
6		2:02.023	33.972	48.769	39.282	225.4	9:59:45.402	6		1:41.145	29.361	38.474	33.310	243.7	9:59:33.093
7		1:42.053	29.786	38.855	33.412	244.8	10:01:27.455	7		1:40.629	29.189	38.160	33.280	244.8	10:01:13.722
8		1:57.409 P	31.197	42.544	43.668	245.4	10:03:24.864	8		2:05.327	36.386	50.525	38.416	233.2	10:03:19.049
9		7:14.162	5:57.098	41.283	35.781	178.2	10:10:39.026	9		1:46.015 P	29.241	38.223	38.551	243.2	10:05:05.064
10		1:42.014	29.875	38.683	33.456	243.2	10:12:21.040	10		8:48.348	7:28.199	44.994	35.155	164.8	10:13:53.412
11		1:42.331	29.727	38.826	33.778	244.3	10:14:03.371	11		1:41.155	29.402	38.333	33.420	244.8	10:15:34.567
12		2:01.648 P	34.099	43.863	43.686	220.4	10:16:05.019	12		1:40.946	29.266	38.479	33.201	245.4	10:17:15.513
13		8:14.971	7:01.398	39.872	33.701	171.1	10:24:19.990	13		2:01.773	36.649	49.085	36.039	210.9	10:19:17.286
14		1:41.621	29.777	38.562	33.282	241.0	10:26:01.611	14		1:40.923	29.419	38.278	33.226	242.6	10:20:58.209
15		1:41.344	29.679	38.428	33.237	242.1	10:27:42.955	15		1:40.844	29.253	38.272	33.319	244.3	10:22:39.053
16		1:41.378	29.626	38.461	33.291	242.6	10:29:24.333	16		1:51.982 P	30.715	41.781	39.486	246.0	10:24:31.035
17		1:58.527 P	32.099	41.803	44.625	243.7	10:31:22.860	17		5:38.229 P	4:06.167	46.692	45.370	136.0	10:30:09.264

33

Henrion Gillian

F3 Tatuus 318 A.R.

41

Emidio Pesce

F3 Tatuus 318 A.R.

R

Gillian Track Events GTE

R

DR Formula RP Motorsport

Lap	D	Time	Sector 1	Sector 2	Sector 3	T. Spd	Elapsed	Lap	D	Time	Sector 1	Sector 2	Sector 3	T. Spd	Elapsed
1		9:50:24.783	9:48:57.215	47.168	40.400	153.6	9:50:24.783	1		9:50:36.627	9:49:04.925	50.734	40.968	161.6	9:50:36.627
2		1:57.772	34.912	47.537	35.323	205.3	9:52:22.555	2		1:59.865	36.495	45.975	37.395	202.6	9:52:36.492
3		1:47.316	31.334	40.960	35.022	236.8	9:54:09.871	3		1:49.301	32.180	41.495	35.626	230.7	9:54:25.793
4		1:45.316	30.779	39.997	34.540	235.2	9:55:55.187	4		1:44.918	30.591	39.822	34.505	243.7	9:56:10.711
5		1:44.409	30.468	39.641	34.300	237.3	9:57:39.596	5		1:43.417	30.028	39.317	34.072	243.7	9:57:54.128
6		1:43.736	30.225	39.340	34.171	239.4	9:59:23.332	6		1:43.164	29.707	39.551	33.906	245.4	9:59:37.292
7		1:44.040	30.084	39.554	34.402	238.9	10:01:07.372	7		1:43.139	29.765	39.105	34.269	244.3	10:01:20.431
8		1:43.835	30.142	39.460	34.233	239.4	10:02:51.207	8		1:41.821	29.559	38.643	33.619	246.0	10:03:02.252
9		1:43.672	30.172	39.357	34.143	236.8	10:04:34.879	9		1:49.017 P	29.404	38.736	40.877	246.0	10:04:51.269
10		1:53.147 P	31.104	39.580	42.463	214.2	10:06:28.026	10		11:29.774	10:11.086	44.013	34.675	186.2	10:16:21.043
11		7:03.721	5:50.509	39.272	33.940	175.0	10:13:31.747	11		1:42.815	30.006	38.764	34.045	242.1	10:18:03.858
12		1:42.938	30.064	39.115	33.759	237.3	10:15:14.685	12		1:42.350	29.789	38.706	33.855	242.6	10:19:46.208
13		1:42.824	29.862	38.897	34.065	238.4	10:16:57.509	13		1:50.701	30.000	44.925	35.776	241.6	10:21:36.909
14		1:42.639	29.857	38.811	33.971	240.0	10:18:40.148	14		1:41.955	29.705	38.624	33.626	244.3	10:23:18.864
15		1:55.093 P	30.120	41.994	42.979	239.4	10:20:35.241	15		1:41.828	29.739	38.589	33.500	242.1	10:25:00.692
16		5:29.977	4:16.703	39.308	33.966	188.4	10:26:05.218	16		1:42.504	29.829	38.976	33.699	242.1	10:26:43.196
17		1:42.610	29.917	38.904	33.789	238.4	10:27:47.828	17		1:50.945 P	29.787	39.236	41.922	242.6	10:28:34.141
18		1:43.075	30.017	38.971	34.087	242.1	10:29:30.903								
19		1:54.962 P	29.978	40.141	44.843	241.0	10:31:25.865								



Circuito de Barcelona
Formula Regional European Championship
Free Practice - 1
Lap Analysis



55

Jamie Laura Chadwick

F3 Tatuus 318 A.R.

Prema Powerteam

Lap	D	Time	Sector 1	Sector 2	Sector 3	T. Spd	Elapsed
1		9:50:33.704 P	9:48:47.575	53.943	52.186	136.3	9:50:33.704
2		5:07.152	3:42.430	45.862	38.860	179.7	9:55:40.856
3		1:49.613	32.316	42.032	35.265	233.2	9:57:30.469
4		1:45.302	30.550	40.557	34.195	239.4	9:59:15.771
5		1:43.541	30.255	39.619	33.667	238.9	10:00:59.312
6		1:57.225	33.705	48.947	34.573	232.2	10:02:56.537
7		1:42.880	29.972	39.304	33.604	245.4	10:04:39.417
8		1:49.257	31.998	42.670	34.589	241.0	10:06:28.674
9		1:42.602	29.931	39.052	33.619	239.4	10:08:11.276
10		1:42.350	29.923	38.757	33.670	238.4	10:09:53.626
11		1:50.160 P	29.885	39.073	41.202	240.5	10:11:43.786
12		9:10.634	7:55.134	41.125	34.375	182.4	10:20:54.420
13		1:42.831	30.044	39.043	33.744	238.4	10:22:37.251
14		1:57.574	30.129	44.827	42.618	236.8	10:24:34.825
15		1:42.742	29.961	39.148	33.633	240.0	10:26:17.567
16		1:42.238	29.843	38.892	33.503	237.8	10:27:59.805
17		1:42.227	29.820	38.861	33.546	240.0	10:29:42.032
18		1:56.619 P	29.750	40.324	46.545	238.9	10:31:38.651

62

Dennis Hauger

F3 Tatuus 318 A.R.

Van Amersfoort Racing

Lap	D	Time	Sector 1	Sector 2	Sector 3	T. Spd	Elapsed
1		9:50:15.707	9:48:48.567	47.117	40.023	146.3	9:50:15.707
2		1:58.071	35.750	45.623	36.698	172.8	9:52:13.778
3		1:42.414	30.135	38.820	33.459	237.8	9:53:56.192
4		1:41.446	29.669	38.507	33.270	238.9	9:55:37.638
5		1:41.351	29.625	38.506	33.220	240.0	9:57:18.989
6		2:02.842	37.082	49.620	36.140	239.4	9:59:21.831
7		1:40.884	29.505	38.223	33.156	241.0	10:01:02.715
8		1:51.572	29.400	40.789	41.383	242.1	10:02:54.287
9		1:41.164	29.389	38.427	33.348	241.6	10:04:35.451
10		1:41.204	29.391	38.488	33.325	242.6	10:06:16.655
11		1:48.579 P	29.474	38.345	40.760	238.4	10:08:05.234
12		5:45.810	4:27.026	43.253	35.531	181.5	10:13:51.044
13		1:41.344	29.638	38.487	33.219	237.3	10:15:32.388
14		1:41.027	29.516	38.286	33.225	240.0	10:17:13.415
15		2:06.340	38.682	49.952	37.706	227.8	10:19:19.755
16		1:46.011	33.270	39.181	33.560	241.0	10:21:05.766
17		1:41.645	29.647	38.520	33.478	240.0	10:22:47.411
18		1:41.336	29.572	38.307	33.457	241.0	10:24:28.747
19		1:59.410	37.037	45.863	36.510	228.8	10:26:28.157
20		1:41.193	29.573	38.352	33.268	241.6	10:28:09.350
21		1:57.731 P	31.690	40.777	45.264	211.7	10:30:07.081



Circuito de Barcelona
Formula Regional European Championship
Free Practice - 1
Best Sectors Results



Sector - 1				Sector - 2				Sector - 3				Ideal Lap vs Best Lap			
Clas	Nº	Driver	Time	Nº	Driver	Time	Nº	Driver	Time	Clas	Nº	Driver	Ideal Lap	Best Lap	Clas
1	40	Konsta Lappalainen	29.189	14	Arthur Leclerc	38.078	14	Arthur Leclerc	32.985	1	14	Arthur Leclerc	1:40.389	1:40.400	1
2	14	Arthur Leclerc	29.326	40	Konsta Lappalainen	38.160	10	Gianluca Petecof	33.061	2	40	Konsta Lappalainen	1:40.550	1:40.629	2
3	62	Dennis Hauger	29.389	3	Pierre-Louis Chovet	38.162	62	Dennis Hauger	33.156	3	62	Dennis Hauger	1:40.768	1:40.884	4
4	41	Emidio Pesce	29.404	62	Dennis Hauger	38.223	5	Patrick Pasma	33.198	4	3	Pierre-Louis Chovet	1:40.837	1:40.957	5
5	3	Pierre-Louis Chovet	29.423	5	Patrick Pasma	38.238	40	Konsta Lappalainen	33.201	5	5	Patrick Pasma	1:40.864	1:40.878	3
6	5	Patrick Pasma	29.428	10	Gianluca Petecof	38.374	6	Oliver Rasmussen	33.232	6	10	Gianluca Petecof	1:41.055	1:41.202	6
7	6	Oliver Rasmussen	29.506	6	Oliver Rasmussen	38.382	15	Matteo Nannini	33.237	7	6	Oliver Rasmussen	1:41.120	1:41.400	8
8	10	Gianluca Petecof	29.620	15	Matteo Nannini	38.428	3	Pierre-Louis Chovet	33.252	8	15	Matteo Nannini	1:41.291	1:41.344	7
9	15	Matteo Nannini	29.626	41	Emidio Pesce	38.589	41	Emidio Pesce	33.500	9	41	Emidio Pesce	1:41.493	1:41.821	9
10	55	Jamie Laura Chadwi	29.750	55	Jamie Laura Chadwi	38.757	55	Jamie Laura Chadwi	33.503	10	55	Jamie Laura Chadwi	1:42.010	1:42.227	10
11	33	Henrion Gillian	29.857	33	Henrion Gillian	38.811	33	Henrion Gillian	33.759	11	33	Henrion Gillian	1:42.427	1:42.610	11



Circuito de Barcelona
Formula Regional European Championship
Free Practice - 1
Best 5 Lap Times



Cls	Nº	Driver	Nat	Competitor	Nat	Rookie	Cls	Best 1		Best 2		Best 3		Best 4		Best 5	
								Time	Lap	Time	Lap	Time	Lap	Time	Lap	Time	Lap
1	14	Arthur Leclerc	MC	Prema Powerteam	ITA	R	1	1:40.400	9	1:40.781	7	1:40.783	5	1:41.017	16	1:41.078	14
2	40	Konsta Lappalainen	FIN	Kic Motorsport	FIN			1:40.629	7	1:40.844	15	1:40.923	14	1:40.946	12	1:41.145	6
3	5	Patrick Pasma	FIN	Kic Motorsport	FIN			1:40.878	15	1:41.164	11	1:41.184	13	1:41.218	6	1:41.345	5
4	62	Dennis Hauger	NOR	Van Amersfoort Racing	NLD			1:40.884	7	1:41.027	14	1:41.164	9	1:41.193	20	1:41.204	10
5	3	Pierre-Louis Chovet	FRA	Van Amersfoort Racing	NLD	R	2	1:40.957	13	1:41.000	8	1:41.080	5	1:41.157	15	1:41.186	12
6	10	Gianluca Petecof	BRA	Prema Powerteam	ITA	R	3	1:41.202	9	1:41.227	8	1:41.415	14	1:41.583	6	1:41.691	12
7	15	Matteo Nannini	ITA	Monolite Racing	ITA			1:41.344	15	1:41.378	16	1:41.621	14	1:42.014	10	1:42.053	7
8	6	Oliver Rasmussen	DNK	Prema Powerteam	ITA	R	4	1:41.400	10	1:41.425	8	1:41.486	7	1:42.771	5	1:44.049	13
9	41	Emidio Pesce	ITA	DR Formula RP Motorsport	PRT	R	5	1:41.821	8	1:41.828	15	1:41.955	14	1:42.350	12	1:42.504	16
10	55	Jamie Laura Chadwick	GBR	Prema Powerteam	ITA			1:42.227	17	1:42.238	16	1:42.350	10	1:42.602	9	1:42.742	15
11	33	Henrion Gillian	FRA	Gillian Track Events GTE	FRA	R	6	1:42.610	17	1:42.639	14	1:42.824	13	1:42.938	12	1:43.075	18



Circuito de Barcelona
Formula Regional European Championship
Free Practice - 1
Best 5 Top Speeds



Cls	Nº	Driver	Nat	Competitor	Nat	Rookie	Cls	Top 1		Top 2		Top 3		Top 4		Top 5		Avg
								Km/h	Lap	Km/h	Lap	Km/h	Lap	Km/h	Lap	Km/h	Lap	
1	40	Konsta Lappalainen	FIN	Kic Motorsport	FIN			247.7	5	246.0	16	245.4	4	245.4	12	244.8	7	245.9
2	5	Patrick Pasma	FIN	Kic Motorsport	FIN			246.0	7	246.0	14	244.3	6	244.3	8	243.2	11	244.7
3	41	Emidio Pesce	ITA	DR Formula RP Motorsport	PRT	R	1	246.0	8	246.0	9	245.4	6	244.3	7	244.3	14	245.2
4	15	Matteo Nannini	ITA	Monolite Racing	ITA			245.4	8	244.8	7	244.3	4	244.3	5	244.3	11	244.6
5	55	Jamie Laura Chadwick	GBR	Prema Powerteam	ITA			245.4	7	241.0	8	240.5	11	240.0	15	240.0	17	241.4
6	14	Arthur Leclerc	MC	Prema Powerteam	ITA	R	2	242.6	5	242.1	4	241.6	12	241.0	9	240.5	14	241.6
7	62	Dennis Hauger	NOR	Van Amersfoort Racing	NLD			242.6	10	242.1	8	241.6	9	241.6	20	241.0	7	241.8
8	3	Pierre-Louis Chovet	FRA	Van Amersfoort Racing	NLD	R	3	242.1	7	241.6	8	241.6	15	241.0	4	241.0	9	241.5
9	6	Oliver Rasmussen	DNK	Prema Powerteam	ITA	R	4	242.1	7	241.6	11	240.0	16	239.4	4	238.9	5	240.4
10	33	Henrion Gillian	FRA	Gillian Track Events GTE	FRA	R	5	242.1	18	241.0	19	240.0	14	239.4	6	239.4	8	240.4
11	10	Gianluca Petecof	BRA	Prema Powerteam	ITA	R	6	239.4	9	239.4	10	238.9	8	238.9	14	238.4	6	239.0



Circuito de Barcelona
Formula Regional European Championship
Free Practice - 1
Fastest Laps Sequence



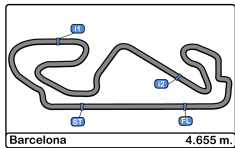
Lap	Time of Day	Session Time	Nº	Driver	Nat	Competitor	Nat	Rookie	Time	Km/h
2	9:52:13.778	4:13.778	62	Dennis Hauger	NOR	Van Amersfoort Racing	NLD		1:58.071	141.9
2	9:52:22.555	4:22.555	33	Henrion Gillian	FRA	Gillian Track Events GTE	FRA	R	1:57.772	142.2
3	9:53:56.192	5:56.192	62	Dennis Hauger	NOR	Van Amersfoort Racing	NLD		1:42.414	163.6
4	9:55:37.638	7:37.638	62	Dennis Hauger	NOR	Van Amersfoort Racing	NLD		1:41.446	165.1
5	9:57:18.989	9:18.989	62	Dennis Hauger	NOR	Van Amersfoort Racing	NLD		1:41.351	165.3
6	9:59:33.093	11:33.093	40	Konsta Lappalainen	FIN	Kic Motorsport	FIN		1:41.145	165.6
5	9:59:57.902	11:57.902	3	Pierre-Louis Chovet	FRA	Van Amersfoort Racing	NLD	R	1:41.080	165.7
7	10:01:02.715	13:02.715	62	Dennis Hauger	NOR	Van Amersfoort Racing	NLD		1:40.884	166.1
7	10:01:13.722	13:13.722	40	Konsta Lappalainen	FIN	Kic Motorsport	FIN		1:40.629	166.5
9	10:11:56.294	23:56.294	14	Arthur Leclerc	MCO	Prema Powerteam	ITA	R	1:40.400	166.9



Circuito de Barcelona
Formula Regional European Championship
Free Practice - 1
Event Best Maximum Speed



Nº	Driver	Nat	Competitor	Nat	Rookie	Km/h	Session
40	Konsta Lappalainen	FIN	Kic Motorsport	FIN		247.7	Free Practice - 1
41	Emidio Pesce	ITA	DR Formula RP Motorsport	PRT	R	246.0	Free Practice - 1
5	Patrick Pasma	FIN	Kic Motorsport	FIN		246.0	Free Practice - 1
15	Matteo Nannini	ITA	Monolite Racing	ITA		245.4	Free Practice - 1
55	Jamie Laura Chadwick	GBR	Prema Powerteam	ITA		245.4	Free Practice - 1
14	Arthur Leclerc	MCO	Prema Powerteam	ITA	R	242.6	Free Practice - 1
62	Dennis Hauger	NOR	Van Amersfoort Racing	NLD		242.6	Free Practice - 1
3	Pierre-Louis Chovet	FRA	Van Amersfoort Racing	NLD	R	242.1	Free Practice - 1
6	Oliver Rasmussen	DNK	Prema Powerteam	ITA	R	242.1	Free Practice - 1
33	Henrion Gillian	FRA	Gillian Track Events GTE	FRA	R	242.1	Free Practice - 1
10	Gianluca Petecof	BRA	Prema Powerteam	ITA	R	239.4	Free Practice - 1



Circuito de Barcelona
Formula Regional European Championship
Free Practice - 1
Pit Stop Analysis



3 Pierre-Louis Chovet R Van Amersfoort Racing
 F3 Tatuus 318 A.R.

Nr.	In Day Time	In Time	Out Time	Pit Time	T. Pit Time	Handicap	Penalty
1	9:50:18.752	9:50:18.752	9:52:49.835	2:31.083	2:31.083		
2	10:07:16.490	10:07:16.490	10:10:53.196	3:36.706	6:07.789		

5 Patrick Pasma Kic Motorsport
 F3 Tatuus 318 A.R.

Nr.	In Day Time	In Time	Out Time	Pit Time	T. Pit Time	Handicap	Penalty
1	9:51:20.879	9:51:20.879	9:52:47.213	1:26.334	1:26.334		
2	10:05:06.977	10:05:06.977	10:12:39.280	7:32.303	8:58.637		

6 Oliver Rasmussen R Prema Powerteam
 F3 Tatuus 318 A.R.

Nr.	In Day Time	In Time	Out Time	Pit Time	T. Pit Time	Handicap	Penalty
1	9:50:34.274	9:50:34.274	9:53:55.314	3:21.040	3:21.040		
2	10:12:08.079	10:12:08.079	10:18:18.884	6:10.805	9:31.845		
3	10:23:42.122	10:23:42.122	10:26:23.039	2:40.917	12:12.762		

10 Gianluca Petecof R Prema Powerteam
 F3 Tatuus 318 A.R.

Nr.	In Day Time	In Time	Out Time	Pit Time	T. Pit Time	Handicap	Penalty
1	9:50:35.890	9:50:35.890	9:53:59.065	3:23.175	3:23.175		
2	10:10:45.798	10:10:45.798	10:18:58.899	8:13.101	11:36.276		

14 Arthur Leclerc R Prema Powerteam
 F3 Tatuus 318 A.R.

Nr.	In Day Time	In Time	Out Time	Pit Time	T. Pit Time	Handicap	Penalty
1	9:55:32.018	9:55:32.018	9:57:22.165	1:50.147	1:50.147		
2	10:13:45.715	10:13:45.715	10:17:57.440	4:11.725	6:01.872		

15 Matteo Nannini Monolite Racing
 F3 Tatuus 318 A.R.

Nr.	In Day Time	In Time	Out Time	Pit Time	T. Pit Time	Handicap	Penalty
1	10:03:22.229	10:03:22.229	10:08:48.742	5:26.513	5:26.513		
2	10:16:02.513	10:16:02.513	10:22:29.868	6:27.355	11:53.868		

33 Henrion Gillian R Gillian Track Events GTE
 F3 Tatuus 318 A.R.

Nr.	In Day Time	In Time	Out Time	Pit Time	T. Pit Time	Handicap	Penalty
1	10:06:25.297	10:06:25.297	10:11:45.906	5:20.609	5:20.609		
2	10:20:32.539	10:20:32.539	10:24:21.952	3:49.413	9:10.022		

40 Konsta Lappalainen Kic Motorsport
 F3 Tatuus 318 A.R.

Nr.	In Day Time	In Time	Out Time	Pit Time	T. Pit Time	Handicap	Penalty
1	10:05:02.515	10:05:02.515	10:11:57.931	6:55.416	6:55.416		
2	10:24:28.490	10:24:28.490	10:27:58.996	3:30.506	10:25.922		

41 Emidio Pesce R DR Formula RP Motorsport
 F3 Tatuus 318 A.R.

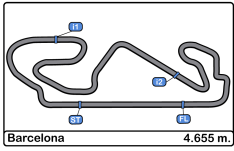
Nr.	In Day Time	In Time	Out Time	Pit Time	T. Pit Time	Handicap	Penalty
1	10:04:48.245	10:04:48.245	10:14:29.946	9:41.701	9:41.701		

55 Jamie Laura Chadwick Prema Powerteam
 F3 Tatuus 318 A.R.

Nr.	In Day Time	In Time	Out Time	Pit Time	T. Pit Time	Handicap	Penalty
1	9:50:30.874	9:50:30.874	9:53:40.746	3:09.872	3:09.872		
2	10:11:41.008	10:11:41.008	10:18:57.487	7:16.479	10:26.351		

62 Dennis Hauger Van Amersfoort Racing
 F3 Tatuus 318 A.R.

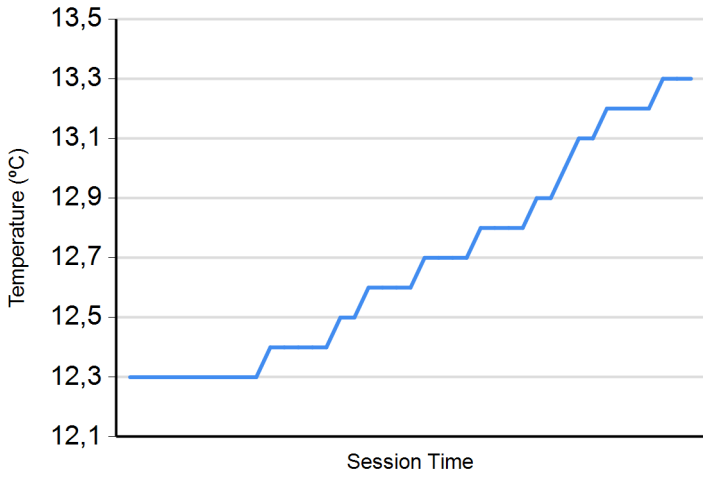
Nr.	In Day Time	In Time	Out Time	Pit Time	T. Pit Time	Handicap	Penalty
1	10:08:02.744	10:08:02.744	10:11:35.220	3:32.476	3:32.476		



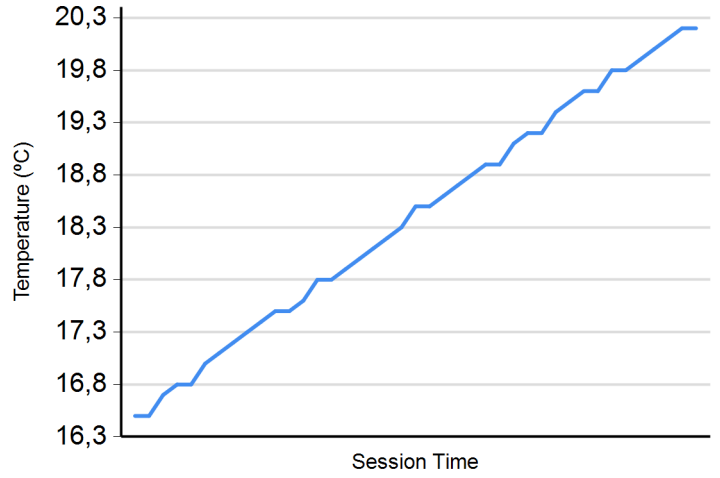
Circuito de Barcelona
Formula Regional European Championship
Free Practice - 1
Weather Report



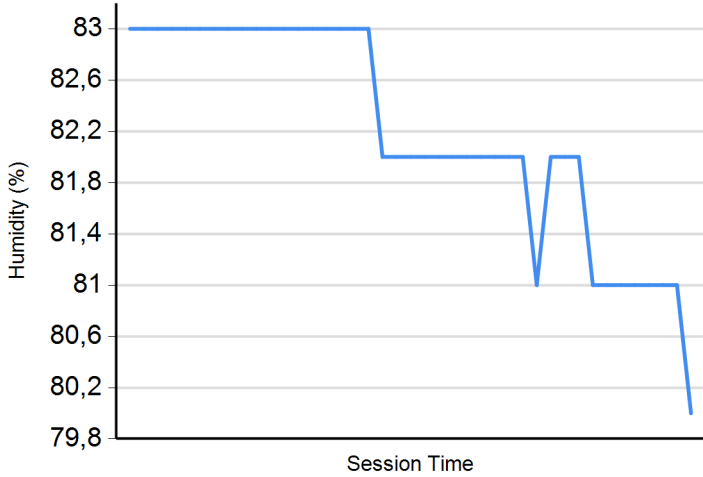
Air Temperature



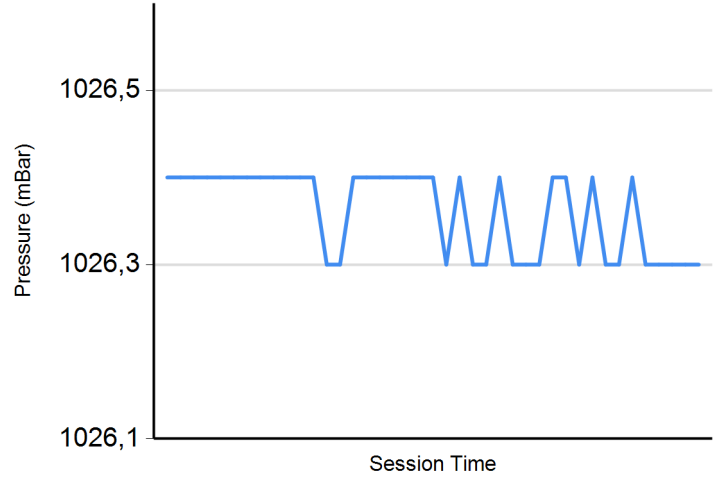
Track Temperature



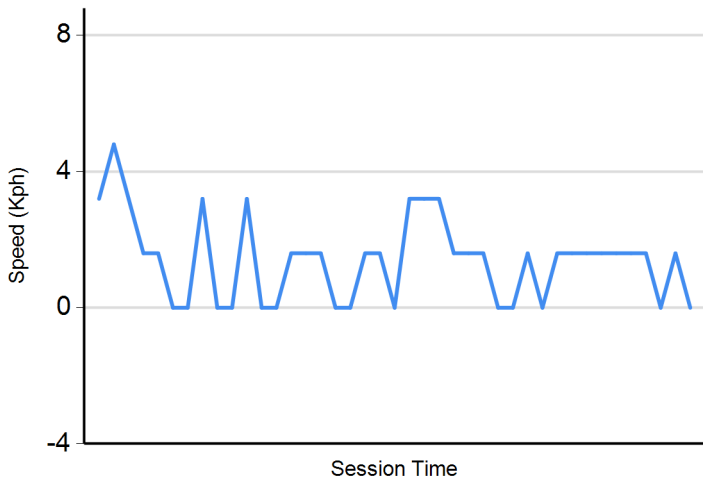
Humidity



Pressure



Wind Speed



Wind direction

North = 0°/360° Est = 90° South = 180° West = 270°

