



**Circuito de Barcelona**  
**Formula Regional European Championship**  
**Free Practice - 2**  
**Provisional Results**



Cls	Nº	Driver	Nat	Competitor	Nat	Rookie	Cls	Laps	Best	Time	Gap	Interval	Km/h
1	62	Dennis Hauger	NOR	Van Amersfoort Racing	NLD			19	14	1:40.370			166.9
2	3	Pierre-Louis Chovet	FRA	Van Amersfoort Racing	NLD	R	1	18	15	1:40.773	0.403	0.403	166.2
3	14	Arthur Leclerc	MCO	Prema Powerteam	ITA	R	2	18	12	1:40.862	0.492	0.089	166.1
4	6	Oliver Rasmussen	DNK	Prema Powerteam	ITA	R	3	20	16	1:40.956	0.586	0.094	165.9
5	40	Konsta Lappalainen	FIN	Kic Motorsport	FIN			18	14	1:41.172	0.802	0.216	165.6
6	5	Patrick Pasma	FIN	Kic Motorsport	FIN			18	15	1:41.178	0.808	0.006	165.6
7	10	Gianluca Petecof	BRA	Prema Powerteam	ITA	R	4	18	12	1:41.359	0.989	0.181	165.3
8	15	Matteo Nannini	ITA	Monolite Racing	ITA			20	17	1:41.671	1.301	0.312	164.8
9	41	Emidio Pesce	ITA	DR Formula RP Motorsport	PRT	R	5	16	15	1:42.483	2.113	0.812	163.5
10	55	Jamie Laura Chadwick	GBR	Prema Powerteam	ITA			21	18	1:42.567	2.197	0.084	163.3
11	33	Henrion Gillian	FRA	Gillian Track Events GTE	FRA	R	6	17	7	1:42.802	2.432	0.235	163.0

Published at:.....

Track Temp: **32.2 °C** Air Temp: **22.5 °C** Humidity: **50 %** Track Status: **DRY**

Stewards:

Race Director:

Timekeeper:



**Circuito de Barcelona**  
**Formula Regional European Championship**  
**Free Practice - 2**  
**Provisional Results by Class**



Cls	Nº	Driver	Nat	Competitor	Nat	Rookie	Laps	Best	Time	Gap	Interval	Km/h
1	62	Dennis Hauger	NOR	Van Amersfoort Racing	NLD		19	14	1:40.370			166.9
2	40	Konsta Lappalainen	FIN	Kic Motorsport	FIN		18	14	1:41.172	0.802	0.802	165.6
3	5	Patrick Pasma	FIN	Kic Motorsport	FIN		18	15	1:41.178	0.808	0.006	165.6
4	15	Matteo Nannini	ITA	Monolite Racing	ITA		20	17	1:41.671	1.301	0.493	164.8
5	55	Jamie Laura Chadwick	GBR	Prema Powerteam	ITA		21	18	1:42.567	2.197	0.896	163.3
<b>Rookie</b>												
1	3	Pierre-Louis Chovet	FRA	Van Amersfoort Racing	NLD	R	18	15	1:40.773			166.2
2	14	Arthur Leclerc	MCO	Prema Powerteam	ITA	R	18	12	1:40.862	0.089	0.089	166.1
3	6	Oliver Rasmussen	DNK	Prema Powerteam	ITA	R	20	16	1:40.956	0.183	0.094	165.9
4	10	Gianluca Petecof	BRA	Prema Powerteam	ITA	R	18	12	1:41.359	0.586	0.403	165.3
5	41	Emidio Pesce	ITA	DR Formula RP Motorsport	PRT	R	16	15	1:42.483	1.710	1.124	163.5
6	33	Henrion Gillian	FRA	Gillian Track Events GTE	FRA	R	17	7	1:42.802	2.029	0.319	163.0

Published at:.....

Track Temp: **32.2 °C** Air Temp: **22.5 °C** Humidity: **50 %** Track **DRY**

Stewards:

Race Director:

Timekeeper:



**Circuito de Barcelona**  
**Formula Regional European Championship**  
**Free Practice - 2**  
**Provisional 2 Fastest Lap Results**



Cls	Nº	Driver	Nat	Competitor	Nat	Rookie	Cls	Laps	Best	Time	Gap	Interval	Km/h
1	62	Dennis Hauger	NOR	Van Amersfoort Racing	NLD		19	13	1:40.557				166.9
2	3	Pierre-Louis Chovet	FRA	Van Amersfoort Racing	NLD	R	1	18	17	1:41.010	0.453	0.453	166.2
3	6	Oliver Rasmussen	DNK	Prema Powerteam	ITA	R	2	20	15	1:41.031	0.474	0.021	165.9
4	14	Arthur Leclerc	MCO	Prema Powerteam	ITA	R	3	18	13	1:41.064	0.507	0.033	166.1
5	40	Konsta Lappalainen	FIN	Kic Motorsport	FIN		18	15	1:41.227	0.670	0.163	165.6	
6	10	Gianluca Petecof	BRA	Prema Powerteam	ITA	R	4	18	17	1:41.476	0.919	0.249	165.3
7	5	Patrick Pasma	FIN	Kic Motorsport	FIN		18	14	1:41.530	0.973	0.054	165.6	
8	15	Matteo Nannini	ITA	Monolite Racing	ITA		20	16	1:41.699	1.142	0.169	164.8	
9	41	Emidio Pesce	ITA	DR Formula RP Motorsport	PRT	R	5	16	12	1:42.532	1.975	0.833	163.5
10	55	Jamie Laura Chadwick	GBR	Prema Powerteam	ITA		21	17	1:42.616	2.059	0.084	163.3	
11	33	Henrion Gillian	FRA	Gillian Track Events GTE	FRA	R	6	17	5	1:42.890	2.333	0.274	163.0

Published at:.....

Track Temp: **32.2 °C** Air Temp: **22.5 °C** Humidity: **50 %** Track Status: **DRY**

Stewards:

Race Director:

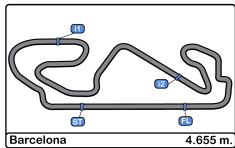
Timekeeper:



**Circuito de Barcelona**  
**Formula Regional European Championship**  
**Free Practice - 2**  
**Lap Analysis**



3 Pierre-Louis Chovet F3 Tatuus 318 A.R. R Van Amersfoort Racing							6 Oliver Rasmussen F3 Tatuus 318 A.R. R Prema Powerteam								
Lap	D	Time	Sector 1	Sector 2	Sector 3	T. Spd	Elapsed	Lap	D	Time	Sector 1	Sector 2	Sector 3	T. Spd	Elapsed
1		13:09:14.799	13:07:49.773	45.469	39.557	169.5	13:09:14.799	1		13:09:28.555	13:07:55.650	45.589	47.316	182.7	13:09:28.555
2		1:58.827	P 32.550	41.090	45.187	236.8	13:11:13.626	2		2:23.702	1:07.821	40.947	34.934	180.9	13:11:52.257
3		2:28.355	P 1:04.504	42.157	41.694	182.1	13:13:41.981	3		1:43.815	30.114	39.351	34.350	241.6	13:13:36.072
4		2:35.771	1:09.906	44.509	41.356	181.8	13:16:17.752	4		1:47.684	32.056	40.927	34.701	242.1	13:15:23.756
5		1:42.760	30.155	38.746	33.859	238.9	13:18:00.512	5		1:42.604	29.845	39.029	33.730	240.5	13:17:06.360
6		1:42.398	29.836	38.868	33.694	239.4	13:19:42.910	6		1:42.343	29.752	38.911	33.680	242.6	13:18:48.703
7		2:00.460	35.334	47.227	37.899	236.8	13:21:43.370	7		1:42.052	29.648	38.685	33.719	241.6	13:20:30.755
8		1:42.034	29.773	38.656	33.605	239.4	13:23:25.404	8		1:52.522	33.466	43.277	35.779	244.3	13:22:23.277
9		1:42.136	29.701	38.725	33.710	238.9	13:25:07.540	9		1:42.140	29.726	38.712	33.702	241.0	13:24:05.417
10		1:54.724	P 31.916	40.582	42.226	239.4	13:27:02.264	10		1:47.735	P 29.919	38.997	38.819	241.6	13:25:53.152
11		8:23.441	6:54.810	47.150	41.481	138.8	13:35:25.705	11		7:42.764	6:21.009	45.089	36.666	163.8	13:33:35.916
12		1:51.473	34.147	41.976	35.350	210.1	13:37:17.178	12		1:49.950	32.349	41.891	35.710	214.2	13:35:25.866
13		1:51.209	29.479	38.275	43.455	241.6	13:39:08.387	13		1:41.446	29.549	38.511	33.386	242.6	13:37:07.312
14		1:43.155	29.597	38.275	35.283	242.6	13:40:51.542	14		1:53.777	32.595	42.813	38.369	242.1	13:39:01.089
15		1:40.773	29.326	38.220	33.227	242.1	13:42:32.315	15		1:41.031	29.487	38.349	33.195	242.1	13:40:42.120
16		1:55.622	35.002	44.789	35.831	241.6	13:44:27.937	16		1:40.956	29.403	38.185	33.368	242.6	13:42:23.076
17		1:41.010	29.292	38.315	33.403	243.7	13:46:08.947	17		1:50.013	32.690	41.839	35.484	242.1	13:44:13.089
18		1:54.396	P 29.431	38.342	46.623	243.7	13:48:03.343	18		1:41.121	29.446	38.325	33.350	242.1	13:45:54.210
19		1:41.457						19		1:41.457	29.494	38.422	33.541	242.1	13:47:35.667
20		1:50.835	P 30.214					20		1:50.835	P 30.214	39.983	40.638	241.0	13:49:26.502
5 Patrick Pasma F3 Tatuus 318 A.R. Kic Motorsport							10 Gianluca Petecof F3 Tatuus 318 A.R. R Prema Powerteam								
Lap	D	Time	Sector 1	Sector 2	Sector 3	T. Spd	Elapsed	Lap	D	Time	Sector 1	Sector 2	Sector 3	T. Spd	Elapsed
1		13:09:21.430	13:08:00.114	43.982	37.334	175.0	13:09:21.430	1		13:09:26.752	P 13:07:54.370	46.142	46.240	173.9	13:09:26.752
2		1:53.384	32.820	43.154	37.410	234.7	13:11:14.814	2		2:22.760	1:05.890	41.628	35.242	180.6	13:11:49.512
3		1:43.986	30.344	39.484	34.158	238.4	13:12:58.800	3		1:43.267	30.152	39.276	33.839	240.0	13:13:32.779
4		1:42.722	30.110	39.027	33.585	240.0	13:14:41.522	4		1:43.032	29.867	39.121	34.044	240.5	13:15:15.811
5		1:50.903	33.243	42.612	35.048	241.6	13:16:32.425	5		2:02.159	35.491	50.079	36.589	184.9	13:17:17.970
6		1:42.360	29.849	39.006	33.505	242.1	13:18:14.785	6		1:42.184	29.653	38.870	33.661	242.1	13:19:00.154
7		1:42.177	29.765	38.830	33.582	242.6	13:19:56.962	7		1:51.596	33.477	42.643	35.476	229.2	13:20:51.750
8		1:56.215	P 30.926	44.157	41.132	243.2	13:21:53.177	8		1:42.083	29.858	38.627	33.598	238.9	13:22:33.833
9		6:03.271	4:47.020	41.259	34.992	182.7	13:27:56.448	9		1:51.090	P 30.700	39.429	40.961	240.5	13:24:24.923
10		1:42.298	29.915	38.807	33.576	238.4	13:29:38.746	10		9:03.965	7:42.538	44.160	37.267	178.5	13:33:28.888
11		1:49.468	P 29.754	39.294	40.420	240.5	13:31:28.214	11		1:49.275	33.242	41.474	34.559	228.8	13:35:18.163
12		7:52.530	6:32.588	44.297	35.645	160.0	13:39:20.744	12		1:41.359	29.531	38.474	33.354	241.6	13:36:59.522
13		1:45.240	31.184	40.009	34.047	236.8	13:41:05.984	13		1:52.162	33.557	42.883	35.722	222.2	13:38:51.684
14		1:41.530	29.495	38.724	33.311	241.0	13:42:47.514	14		1:41.566	29.613	38.513	33.440	241.0	13:40:33.250
15		1:41.178	29.484	38.365	33.329	240.5	13:44:28.692	15		1:41.747	29.657	38.535	33.555	241.6	13:42:14.997
16		1:49.957	33.373	42.285	34.299	246.0	13:46:18.649	16		2:10.412	41.544	53.522	35.346	168.4	13:44:25.409
17		1:46.932	29.575	38.439	38.918	241.0	13:48:05.581	17		1:41.476	29.511	38.419	33.546	241.0	13:46:06.885
18		1:52.128	P 30.898	39.587	41.643	222.6	13:49:57.709	18		1:55.021	P 29.517	39.333	46.171	242.1	13:48:01.906



Circuito de Barcelona  
 Formula Regional European Championship  
 Free Practice - 2  
 Lap Analysis



14

Arthur Leclerc

F3 Tatuus 318 A.R.

33

Henrion Gillian

F3 Tatuus 318 A.R.

R

Prema Powerteam

R

Gillian Track Events GTE

Lap	D	Time	Sector 1	Sector 2	Sector 3	T. Spd	Elapsed	Lap	D	Time	Sector 1	Sector 2	Sector 3	T. Spd	Elapsed
1		13:09:11.195 P	13:07:43.501	44.474	43.220	168.2	13:09:11.195	1		13:09:21.333	13:07:55.226	47.022	39.085	167.7	13:09:21.333
2		2:21.985	1:04.645	41.549	35.791	181.5	13:11:33.180	2		1:55.382	33.820	44.012	37.550	212.1	13:11:16.715
3		1:45.858	30.334	40.696	34.828	241.0	13:13:19.038	3		1:44.247	30.672	39.364	34.211	240.0	13:13:00.962
4		1:42.372	29.792	38.794	33.786	241.6	13:15:01.410	4		1:43.223	30.003	39.101	34.119	240.0	13:14:44.185
5		1:50.841	32.833	43.203	34.805	242.6	13:16:52.251	5		1:42.890	30.008	38.920	33.962	240.5	13:16:27.075
6		1:41.967	29.681	38.693	33.593	241.0	13:18:34.218	6		1:43.311	30.026	39.173	34.112	241.0	13:18:10.386
7		1:41.908	29.638	38.669	33.601	240.5	13:20:16.126	7		1:42.802	29.865	38.992	33.945	241.0	13:19:53.188
8		1:42.092	29.641	38.496	33.955	242.1	13:21:58.218	8		1:42.896	29.919	39.104	33.873	240.0	13:21:36.084
9		1:48.084 P	30.428	39.323	38.333	243.2	13:23:46.302	9		1:58.217 P	33.453	42.723	42.041	238.4	13:23:34.301
10		9:27.480	8:03.934	45.193	38.353	143.2	13:33:13.782	10		7:23.823	6:09.851	39.887	34.085	143.2	13:30:58.124
11		1:47.782	32.315	40.889	34.578	233.2	13:35:01.564	11		1:43.113	30.207	39.011	33.895	235.8	13:32:41.237
12		1:40.862	29.360	38.239	33.263	242.1	13:36:42.426	12		1:44.190	30.424	39.502	34.264	237.8	13:34:25.427
13		1:41.064	29.379	38.312	33.373	241.6	13:38:23.490	13		1:43.811	30.384	39.214	34.213	238.4	13:36:09.238
14		1:57.528	37.005	44.104	36.419	158.8	13:40:21.018	14		1:51.450 P	29.993	39.304	42.153	241.6	13:38:00.688
15		1:41.065	29.366	38.283	33.416	242.6	13:42:02.083	15		7:22.440	6:09.292	39.241	33.907	188.1	13:45:23.128
16		2:05.239	39.137	49.200	36.902	155.6	13:44:07.322	16		1:43.235	30.082	39.019	34.134	238.4	13:47:06.363
17		1:53.158	29.378	47.770	36.010	242.6	13:46:00.480	17		2:08.308 P	34.774	46.168	47.366	221.3	13:49:14.671
18		1:50.322 P	29.610	41.038	39.674	242.6	13:47:50.802								

15

Matteo Nannini

F3 Tatuus 318 A.R.

40

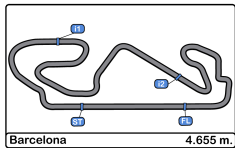
Konsta Lappalainen

F3 Tatuus 318 A.R.

Monolite Racing

Kic Motorsport

Lap	D	Time	Sector 1	Sector 2	Sector 3	T. Spd	Elapsed	Lap	D	Time	Sector 1	Sector 2	Sector 3	T. Spd	Elapsed
1		13:09:31.961	13:08:06.403	46.697	38.861	168.2	13:09:31.961	1		13:09:34.801 P	13:08:02.528	47.520	44.753	181.8	13:09:34.801
2		1:53.996	34.988	42.537	36.471	215.1	13:11:25.957	2		2:27.254	1:09.786	42.205	35.263	181.8	13:12:02.055
3		1:43.474	30.368	39.240	33.866	239.4	13:13:09.431	3		1:43.362	30.091	39.429	33.842	241.0	13:13:45.417
4		1:43.270	30.180	39.377	33.713	240.5	13:14:52.701	4		1:42.590	29.713	38.964	33.913	241.6	13:15:28.007
5		1:42.944	30.040	39.237	33.667	241.6	13:16:35.645	5		1:42.382	29.631	38.909	33.842	242.1	13:17:10.389
6		1:43.212	29.937	39.157	34.118	243.2	13:18:18.857	6		1:42.184	29.590	38.864	33.730	243.7	13:18:52.573
7		1:42.868	29.941	39.053	33.874	242.1	13:20:01.725	7		1:41.990	29.548	38.699	33.743	244.3	13:20:34.563
8		1:43.468	29.965	39.397	34.106	244.3	13:21:45.193	8		1:42.228	29.551	38.760	33.917	242.6	13:22:16.791
9		1:55.327	34.607	45.149	35.571	228.3	13:23:40.520	9		1:57.287 P			2:31.204	243.7	13:24:14.078
10		1:43.345	30.132	39.106	34.107	241.0	13:25:23.865	10		10:00.368	8:30.431		12:31.572	134.6	13:34:14.446
11		1:52.923 P	30.837	39.840	42.246	241.0	13:27:16.788	11		1:52.628	35.426	42.916	34.286	207.2	13:36:07.074
12		8:41.962	7:16.421	46.333	39.208	148.7	13:35:58.750	12		1:41.393	29.467	38.314	33.612		13:37:48.467
13		2:01.859	35.048	47.104	39.707	208.0	13:38:00.609	13		1:50.260	29.426	38.350	42.484	241.0	13:39:38.727
14		1:41.773	29.782	38.545	33.446	242.1	13:39:42.382	14		1:41.172	29.471	38.292	33.409	244.3	13:41:19.899
15		1:45.492	30.036	40.474	34.982	242.6	13:41:27.874	15		1:41.227	29.366	38.320	33.541	241.6	13:43:01.126
16		1:41.699	29.724	38.603	33.372	240.5	13:43:09.573	16		2:10.771	38.571		2:44.312	180.0	13:45:11.897
17		1:41.671	29.695	38.575	33.401	241.6	13:44:51.244	17		1:41.812	29.418	38.558	33.836	244.3	13:46:53.709
18		1:51.391	32.629	43.441	35.321	241.6	13:46:42.635	18		1:58.940 P	32.492		2:32.776		13:48:52.649
19		1:42.070	29.659	38.584	33.827	241.0	13:48:24.705								
20		1:53.667 P	31.398	39.857	42.412	240.5	13:50:18.372								



**Circuito de Barcelona**  
**Formula Regional European Championship**  
**Free Practice - 2**  
**Lap Analysis**



<b>41</b>	Emidio Pesce	F3 Tatuus 318 A.R.	<b>62</b>	Dennis Hauger	F3 Tatuus 318 A.R.
	R	DR Formula RP Motorsport		Van Amersfoort Racing	

Lap	D	Time	Sector 1	Sector 2	Sector 3	T. Spd	Elapsed	Lap	D	Time	Sector 1	Sector 2	Sector 3	T. Spd	Elapsed
1		13:09:30.598 P	13:07:57.458	46.354	46.786	186.2	13:09:30.598	1		13:09:18.518	13:07:52.617	46.421	39.480	172.2	13:09:18.518
2		2:45.988 P	1:19.988	43.255	42.745	188.4	13:12:16.586	2		2:00.998 P	34.817	42.880	43.301	227.3	13:11:19.516
3		2:52.232	1:35.326	41.329	35.577	187.1	13:15:08.818	3		2:35.244 P	1:11.705	42.501	41.038	182.4	13:13:54.760
4		1:44.690	30.582	39.362	34.746	239.4	13:16:53.508	4		2:25.894	1:07.421	40.443	38.030	178.5	13:16:20.654
5		1:44.023	30.320	39.360	34.343	243.7	13:18:37.531	5		1:42.931	30.124	39.021	33.786	239.4	13:18:03.585
6		1:52.077	32.209	44.110	35.758	242.6	13:20:29.608	6		1:42.334	29.814	38.912	33.608	240.5	13:19:45.919
7		1:43.648	30.236	39.144	34.268	240.5	13:22:13.256	7		2:03.133	35.982	44.454	42.697	237.3	13:21:49.052
8		1:50.923 P	30.278	39.706	40.939	240.5	13:24:04.179	8		1:42.461	29.743	38.862	33.856	242.1	13:23:31.513
9		10:50.284	9:34.130	41.588	34.566	183.9	13:34:54.463	9		1:41.987	29.662	38.735	33.590	242.1	13:25:13.500
10		1:42.587	29.956	38.878	33.753	240.5	13:36:37.050	10		1:52.142 P	29.718	39.158	43.266	244.3	13:27:05.642
11		1:48.457	29.678	43.939	34.840	242.1	13:38:25.507	11		7:18.327	5:55.728	45.243	37.356	170.8	13:34:23.969
12		1:42.532	29.791	38.857	33.884	241.6	13:40:08.039	12		1:51.627	33.923	40.745	36.959	183.9	13:36:15.596
13		1:47.678	29.754	38.941	38.983	241.6	13:41:55.717	13		1:40.557	29.338	38.099	33.120	243.7	13:37:56.153
14		1:58.742	33.044	48.691	37.007	233.2	13:43:54.459	14		1:40.370	29.306	38.019	33.045	243.2	13:39:36.523
15		1:42.483	29.942	38.709	33.832	241.6	13:45:36.942	15		1:54.592	36.326	43.450	34.816	242.6	13:41:31.115
16		1:49.744 P	29.815	39.041	40.888	241.6	13:47:26.686	16		1:40.616	29.237	38.198	33.181	243.7	13:43:11.731
17		1:58.087						17		1:58.087	34.745	45.762	37.580	232.7	13:45:09.818
18		1:40.989						18		1:40.989	29.421	38.276	33.292	242.6	13:46:50.807
19		1:57.481 P						19		1:57.481 P	29.443	44.142	43.896	244.8	13:48:48.288

**55** Jamie Laura Chadwick F3 Tatuus 318 A.R.  
 Prema Powerteam

Lap	D	Time	Sector 1	Sector 2	Sector 3	T. Spd	Elapsed
1		13:09:06.192	13:07:44.534	44.920	36.738	176.7	13:09:06.192
2		1:48.511	31.568	41.650	35.293	231.7	13:10:54.703
3		1:46.528	30.439	39.969	36.120	236.3	13:12:41.231
4		1:48.433	30.964	42.299	35.170	237.3	13:14:29.664
5		1:44.481	30.343	39.913	34.225	239.4	13:16:14.145
6		1:53.337	31.203	47.024	35.110	239.4	13:18:07.482
7		1:52.675	30.260	44.224	38.191	241.6	13:20:00.157
8		1:44.358	30.200	39.770	34.388	241.6	13:21:44.515
9		1:43.787	30.078	39.530	34.179	242.6	13:23:28.302
10		1:44.135	30.122	39.491	34.522	242.1	13:25:12.437
11		1:54.889 P	31.131	40.945	42.813	241.0	13:27:07.326
12		7:23.399	5:59.482	46.653	37.264	168.2	13:34:30.725
13		1:47.685	31.340	41.100	35.245	237.3	13:36:18.410
14		1:42.716	29.792	39.067	33.857	243.7	13:38:01.126
15		1:46.598	31.527	40.301	34.770	246.5	13:39:47.724
16		1:45.271	30.479	39.953	34.839	241.6	13:41:32.995
17		1:42.616	29.836	39.002	33.778	244.3	13:43:15.611
18		1:42.567	29.838	38.855	33.874	242.1	13:44:58.178
19		1:46.916	32.328	39.991	34.597	225.4	13:46:45.094
20		1:42.957	29.879	39.009	34.069	241.6	13:48:28.051
21		1:56.530 P	30.913	40.723	44.894	241.6	13:50:24.581



**Circuito de Barcelona**  
**Formula Regional European Championship**  
**Free Practice - 2**  
**Best Sectors Results**



Sector - 1			Sector - 2			Sector - 3			Ideal Lap vs Best Lap						
Clas	Nº	Driver	Time	Nº	Driver	Time	Nº	Driver	Time	Clas	Nº	Driver	Ideal Lap	Best Lap	Clas
1	62	Dennis Hauger	29.237	62	Dennis Hauger	38.019	62	Dennis Hauger	33.045	1	62	Dennis Hauger	1:40.301	1:40.370	1
2	3	Pierre-Louis Chovet	29.292	6	Oliver Rasmussen	38.185	6	Oliver Rasmussen	33.195	2	3	Pierre-Louis Chovet	1:40.739	1:40.773	2
3	14	Arthur Leclerc	29.360	3	Pierre-Louis Chovet	38.220	3	Pierre-Louis Chovet	33.227	3	6	Oliver Rasmussen	1:40.783	1:40.956	4
4	40	Konsta Lappalainen	29.366	14	Arthur Leclerc	38.239	14	Arthur Leclerc	33.263	4	14	Arthur Leclerc	1:40.862	1:40.862	3
5	6	Oliver Rasmussen	29.403	40	Konsta Lappalainen	38.292	5	Patrick Pasma	33.311	5	40	Konsta Lappalainen	1:41.067	1:41.172	5
6	5	Patrick Pasma	29.484	5	Patrick Pasma	38.365	10	Gianluca Petecof	33.354	6	5	Patrick Pasma	1:41.160	1:41.178	6
7	10	Gianluca Petecof	29.511	10	Gianluca Petecof	38.419	15	Matteo Nannini	33.372	7	10	Gianluca Petecof	1:41.284	1:41.359	7
8	15	Matteo Nannini	29.659	15	Matteo Nannini	38.545	40	Konsta Lappalainen	33.409	8	15	Matteo Nannini	1:41.576	1:41.671	8
9	41	Emidio Pesce	29.678	41	Emidio Pesce	38.709	41	Emidio Pesce	33.753	9	41	Emidio Pesce	1:42.140	1:42.483	9
10	55	Jamie Laura Chadwi	29.792	55	Jamie Laura Chadwi	38.855	55	Jamie Laura Chadwi	33.778	10	55	Jamie Laura Chadwi	1:42.425	1:42.567	10
11	33	Henrion Gillian	29.865	33	Henrion Gillian	38.920	33	Henrion Gillian	33.873	11	33	Henrion Gillian	1:42.658	1:42.802	11



**Circuito de Barcelona**  
**Formula Regional European Championship**  
**Free Practice - 2**  
**Best 5 Lap Times**



Cls	Nº	Driver	Nat	Competitor	Nat	Rookie	Cls	Best 1		Best 2		Best 3		Best 4		Best 5	
								Time	Lap	Time	Lap	Time	Lap	Time	Lap	Time	Lap
1	62	Dennis Hauger	NOR	Van Amersfoort Racing	NLD			<b>1:40.370</b>	14	1:40.557	13	1:40.616	16	1:40.989	18	1:41.987	9
2	3	Pierre-Louis Chovet	FRA	Van Amersfoort Racing	NLD	R	1	<b>1:40.773</b>	15	1:41.010	17	1:42.034	8	1:42.136	9	1:42.398	6
3	14	Arthur Leclerc	MC	Prema Powerteam	ITA	R	2	<b>1:40.862</b>	12	1:41.064	13	1:41.065	15	1:41.908	7	1:41.967	6
4	6	Oliver Rasmussen	DNK	Prema Powerteam	ITA	R	3	<b>1:40.956</b>	16	1:41.031	15	1:41.121	18	1:41.446	13	1:41.457	19
5	40	Konsta Lappalainen	FIN	Kic Motorsport	FIN			<b>1:41.172</b>	14	1:41.227	15	1:41.393	12	1:41.812	17	1:41.990	7
6	5	Patrick Pasma	FIN	Kic Motorsport	FIN			<b>1:41.178</b>	15	1:41.530	14	1:42.177	7	1:42.298	10	1:42.360	6
7	10	Gianluca Petecof	BRA	Prema Powerteam	ITA	R	4	<b>1:41.359</b>	12	1:41.476	17	1:41.566	14	1:41.747	15	1:42.083	8
8	15	Matteo Nannini	ITA	Monolite Racing	ITA			<b>1:41.671</b>	17	1:41.699	16	1:41.773	14	1:42.070	19	1:42.868	7
9	41	Emidio Pesce	ITA	DR Formula RP Motorsport	PRT	R	5	<b>1:42.483</b>	15	1:42.532	12	1:42.587	10	1:43.648	7	1:44.023	5
10	55	Jamie Laura Chadwick	GBR	Prema Powerteam	ITA			<b>1:42.567</b>	18	1:42.616	17	1:42.716	14	1:42.957	20	1:43.787	9
11	33	Henrion Gillian	FRA	Gillian Track Events GTE	FRA	R	6	<b>1:42.802</b>	7	1:42.890	5	1:42.896	8	1:43.113	11	1:43.223	4





**Circuito de Barcelona**  
**Formula Regional European Championship**  
**Free Practice - 2**  
**Best 5 Top Speeds**



Cls	Nº	Driver	Nat	Competitor	Nat	Rookie	Cls	Top 1		Top 2		Top 3		Top 4		Top 5		Avg
								Km/h	Lap	Km/h	Lap	Km/h	Lap	Km/h	Lap	Km/h	Lap	
1	55	Jamie Laura Chadwick	GBR	Prema Powerteam	ITA			246.5	15	244.3	17	243.7	14	242.6	9	242.1	10	243.9
2	5	Patrick Pasma	FIN	Kic Motorsport	FIN			246.0	16	243.2	8	242.6	7	242.1	6	241.6	5	243.1
3	62	Dennis Hauger	NOR	Van Amersfoort Racing	NLD			244.8	19	244.3	10	243.7	13	243.7	16	243.2	14	244.0
4	6	Oliver Rasmussen	DNK	Prema Powerteam	ITA	R	1	244.3	8	242.6	6	242.6	13	242.6	16	242.1	4	242.9
5	15	Matteo Nannini	ITA	Monolite Racing	ITA			244.3	8	243.2	6	242.6	15	242.1	7	242.1	14	242.9
6	40	Konsta Lappalainen	FIN	Kic Motorsport	FIN			244.3	7	244.3	14	244.3	17	243.7	6	243.7	9	244.1
7	3	Pierre-Louis Chovet	FRA	Van Amersfoort Racing	NLD	R	2	243.7	17	243.7	18	242.6	14	242.1	15	241.6	13	242.8
8	41	Emidio Pesce	ITA	DR Formula RP Motorsport	PRT	R	3	243.7	5	242.6	6	242.1	11	241.6	12	241.6	13	242.3
9	14	Arthur Leclerc	MC	Prema Powerteam	ITA	R	4	243.2	9	242.6	5	242.6	15	242.6	17	242.6	18	242.8
10	10	Gianluca Petecof	BRA	Prema Powerteam	ITA	R	5	242.1	6	242.1	18	241.6	12	241.6	15	241.0	14	241.7
11	33	Henrion Gillian	FRA	Gillian Track Events GTE	FRA	R	6	241.6	14	241.0	6	241.0	7	240.5	5	240.0	3	240.8



Circuito de Barcelona  
Formula Regional European Championship  
Free Practice - 2  
Fastest Laps Sequence



Lap	Time of Day	Session Time	Nº	Driver	Nat	Competitor	Nat	Rookie	Time	Km/h
2	13:10:54.703	3:54.703	55	Jamie Laura Chadwick	GBR	Prema Powerteam	ITA		1:48.511	154.4
3	13:12:41.231	5:41.231	55	Jamie Laura Chadwick	GBR	Prema Powerteam	ITA		1:46.528	157.3
3	13:12:58.800	5:58.800	5	Patrick Pasma	FIN	Kic Motorsport	FIN		1:43.986	161.1
3	13:13:09.431	6:09.431	15	Matteo Nannini	ITA	Monolite Racing	ITA		1:43.474	161.9
3	13:13:32.779	6:32.779	10	Gianluca Petecof	BRA	Prema Powerteam	ITA	R	1:43.267	162.2
4	13:14:41.522	7:41.522	5	Patrick Pasma	FIN	Kic Motorsport	FIN		1:42.722	163.1
4	13:15:01.410	8:01.410	14	Arthur Leclerc	MCO	Prema Powerteam	ITA	R	1:42.372	163.6
6	13:18:14.785	11:14.785	5	Patrick Pasma	FIN	Kic Motorsport	FIN		1:42.360	163.7
6	13:18:34.218	11:34.218	14	Arthur Leclerc	MCO	Prema Powerteam	ITA	R	1:41.967	164.3
7	13:20:16.126	13:16.126	14	Arthur Leclerc	MCO	Prema Powerteam	ITA	R	1:41.908	164.4
12	13:36:42.426	29:42.426	14	Arthur Leclerc	MCO	Prema Powerteam	ITA	R	1:40.862	166.1
13	13:37:56.153	30:56.153	62	Dennis Hauger	NOR	Van Amersfoort Racing	NLD		1:40.557	166.6
14	13:39:36.523	32:36.523	62	Dennis Hauger	NOR	Van Amersfoort Racing	NLD		1:40.370	166.9



**Circuito de Barcelona**  
**Formula Regional European Championship**  
**Free Practice - 2**  
**Event Best Maximum Speed**



<b>Nº</b>	<b>Driver</b>	<b>Nat</b>	<b>Competitor</b>	<b>Nat</b>	<b>Rookie</b>	<b>Km/h</b>	<b>Session</b>
40	Konsta Lappalainen	FIN	Kic Motorsport	FIN		247.7	Free Practice - 1
55	Jamie Laura Chadwick	GBR	Prema Powerteam	ITA		246.5	Free Practice - 2
41	Emidio Pesce	ITA	DR Formula RP Motorsport	PRT	R	246.0	Free Practice - 1
5	Patrick Pasma	FIN	Kic Motorsport	FIN		246.0	Free Practice - 1
15	Matteo Nannini	ITA	Monolite Racing	ITA		245.4	Free Practice - 1
62	Dennis Hauger	NOR	Van Amersfoort Racing	NLD		244.8	Free Practice - 2
6	Oliver Rasmussen	DNK	Prema Powerteam	ITA	R	244.3	Free Practice - 2
3	Pierre-Louis Chovet	FRA	Van Amersfoort Racing	NLD	R	243.7	Free Practice - 2
14	Arthur Leclerc	MCO	Prema Powerteam	ITA	R	243.2	Free Practice - 2
33	Henrion Gillian	FRA	Gillian Track Events GTE	FRA	R	242.1	Free Practice - 1
10	Gianluca Petecof	BRA	Prema Powerteam	ITA	R	242.1	Free Practice - 2



**Circuito de Barcelona**  
**Formula Regional European Championship**  
**Free Practice - 2**  
**Pit Stop Analysis**



**3** Pierre-Louis Chovet R Van Amersfoort Racing  
 F3 Tatuus 318 A.R.

Nr.	In Day Time	In Time	Out Time	Pit Time	T. Pit Time	Handicap	Penalty
1	13:11:11.055	13:11:11.055	13:11:34.877	23.822	23.822		
2	13:13:39.440	13:13:39.440	13:14:02.901	23.461	47.283		
3	13:26:59.760	13:26:59.760	13:33:17.869	6:18.109	7:05.392		

**5** Patrick Pasma Kic Motorsport  
 F3 Tatuus 318 A.R.

Nr.	In Day Time	In Time	Out Time	Pit Time	T. Pit Time	Handicap	Penalty
1	13:21:50.317	13:21:50.317	13:26:07.381	4:17.064	4:17.064		
2	13:31:25.467	13:31:25.467	13:37:23.350	5:57.883	10:14.947		

**6** Oliver Rasmussen R Prema Powerteam  
 F3 Tatuus 318 A.R.

Nr.	In Day Time	In Time	Out Time	Pit Time	T. Pit Time	Handicap	Penalty
1	13:09:25.877	13:09:25.877	13:09:55.575	29.698	29.698		
2	13:25:50.424	13:25:50.424	13:31:36.178	5:45.754	6:15.452		

**10** Gianluca Petecof R Prema Powerteam  
 F3 Tatuus 318 A.R.

Nr.	In Day Time	In Time	Out Time	Pit Time	T. Pit Time	Handicap	Penalty
1	13:09:23.943	13:09:23.943	13:09:48.321	24.378	24.378		
2	13:24:22.109	13:24:22.109	13:31:31.101	7:08.992	7:33.370		

**14** Arthur Leclerc R Prema Powerteam  
 F3 Tatuus 318 A.R.

Nr.	In Day Time	In Time	Out Time	Pit Time	T. Pit Time	Handicap	Penalty
1	13:09:08.428	13:09:08.428	13:09:34.167	25.739	25.739		
2	13:23:43.710	13:23:43.710	13:31:11.243	7:27.533	7:53.272		

**15** Matteo Nannini Monolite Racing  
 F3 Tatuus 318 A.R.

Nr.	In Day Time	In Time	Out Time	Pit Time	T. Pit Time	Handicap	Penalty
1	13:27:13.957	13:27:13.957	13:33:56.210	6:42.253	6:42.253		

**33** Henrion Gillian R Gillian Track Events GTE  
 F3 Tatuus 318 A.R.

Nr.	In Day Time	In Time	Out Time	Pit Time	T. Pit Time	Handicap	Penalty
1	13:23:31.590	13:23:31.590	13:29:07.930	5:36.340	5:36.340		
2	13:37:58.091	13:37:58.091	13:43:39.480	5:41.389	11:17.729		

**40** Konsta Lappalainen Kic Motorsport  
 F3 Tatuus 318 A.R.

Nr.	In Day Time	In Time	Out Time	Pit Time	T. Pit Time	Handicap	Penalty
1	13:09:32.227	13:09:32.227	13:10:01.052	28.825	28.825		
2	13:24:11.534	13:24:11.534	13:32:04.266	7:52.732	8:21.557		

**41** Emidio Pesce R DR Formula RP Motorsport  
 F3 Tatuus 318 A.R.

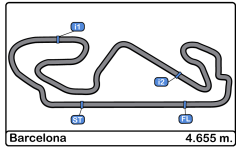
Nr.	In Day Time	In Time	Out Time	Pit Time	T. Pit Time	Handicap	Penalty
1	13:09:28.040	13:09:28.040	13:10:19.485	51.445	51.445		
2	13:12:14.049	13:12:14.049	13:13:09.500	55.451	1:46.896		
3	13:24:01.464	13:24:01.464	13:33:05.056	9:03.592	10:50.488		

**55** Jamie Laura Chadwick Prema Powerteam  
 F3 Tatuus 318 A.R.

Nr.	In Day Time	In Time	Out Time	Pit Time	T. Pit Time	Handicap	Penalty
1	13:27:04.474	13:27:04.474	13:32:29.862	5:25.388	5:25.388		

**62** Dennis Hauger Van Amersfoort Racing  
 F3 Tatuus 318 A.R.

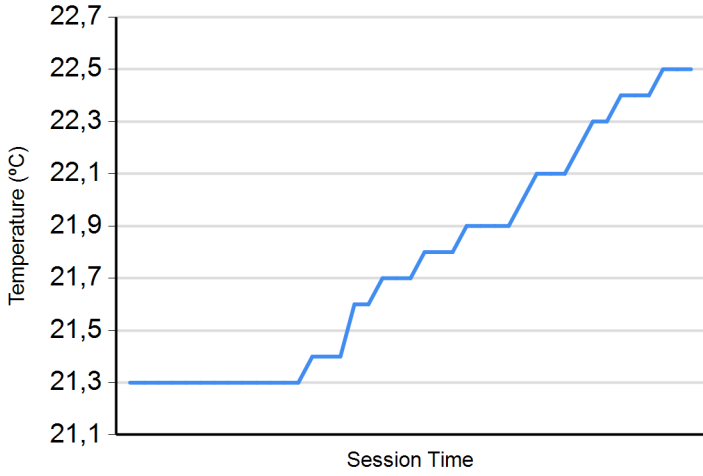
Nr.	In Day Time	In Time	Out Time	Pit Time	T. Pit Time	Handicap	Penalty
1	13:11:17.013	13:11:17.013	13:11:43.868	26.855	26.855		
2	13:13:52.251	13:13:52.251	13:14:16.131	23.880	50.735		
3	13:27:03.061	13:27:03.061	13:32:25.630	5:22.569	6:13.304		



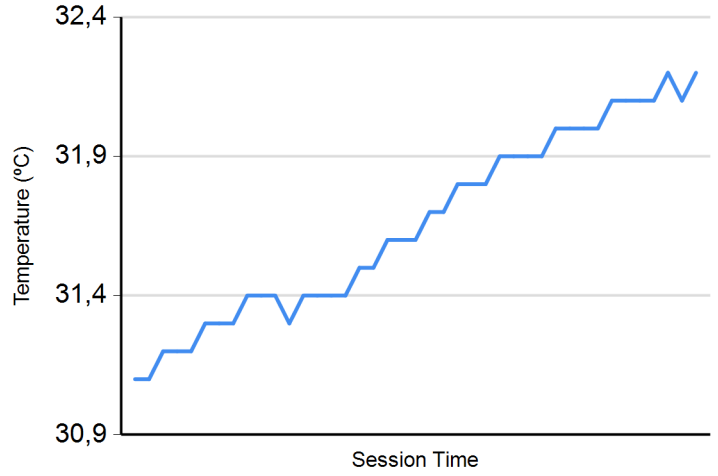
**Circuito de Barcelona**  
**Formula Regional European Championship**  
**Free Practice - 2**  
**Weather Report**



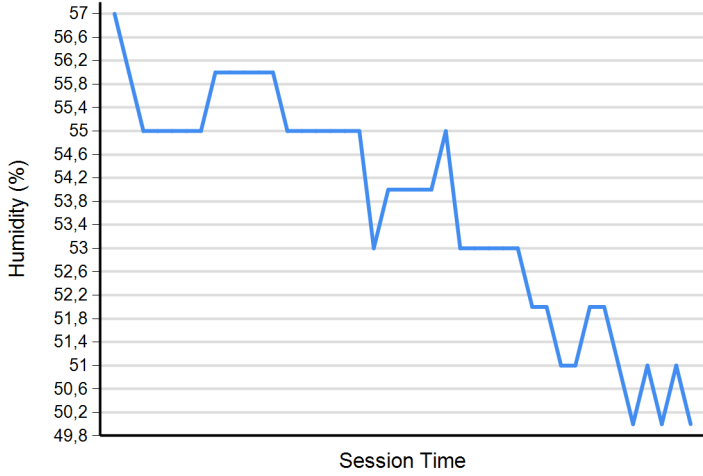
**Air Temperature**



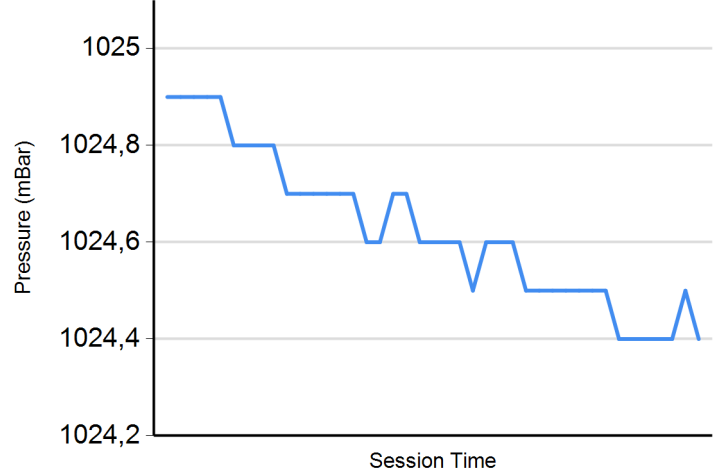
**Track Temperature**



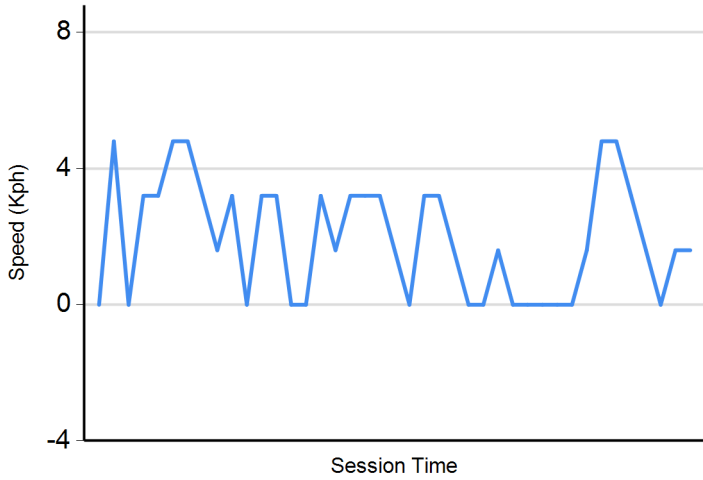
**Humidity**



**Pressure**

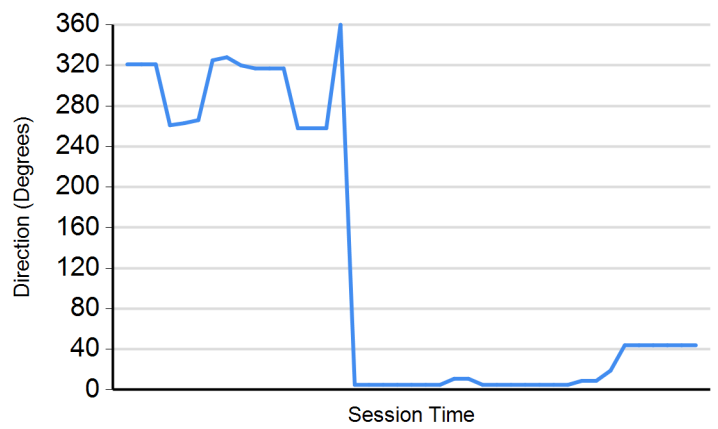


**Wind Speed**



**Wind direction**

North = 0°/360° Est = 90° South = 180° West = 270°






**Circuito de Barcelona**  
**Formula Regional European Championship**  
**Free Practice 1 - 2**  
**Combined Results**



Cls	Nº	Driver	Nat	Competitor	Nat	Rookie	Cls	Laps	Free Practice - 1	Free Practice - 2	Best	Gap	Interval	Km/h		
1	62	Dennis Hauger	NOR	Van Amersfoort Racing	NLD			40	1:40.884	7	<b>1:40.370</b>	14	<b>1:40.370</b>		166.9	
2	14	Arthur Leclerc	MC	Prema Powerteam	ITA	R	1	35	<b>1:40.400</b>	9	1:40.862	12	<b>1:40.400</b>	0.030	0.030	166.9
3	40	Konsta Lappalainen	FIN	Kic Motorsport	FIN			35	<b>1:40.629</b>	7	1:41.172	14	<b>1:40.629</b>	0.259	0.229	166.5
4	3	Pierre-Louis Chovet	FRA	Van Amersfoort Racing	NLD	R	2	38	1:40.957	13	<b>1:40.773</b>	15	<b>1:40.773</b>	0.403	0.144	166.2
5	5	Patrick Pasma	FIN	Kic Motorsport	FIN			34	<b>1:40.878</b>	15	1:41.178	15	<b>1:40.878</b>	0.508	0.105	166.1
6	6	Oliver Rasmussen	DNK	Prema Powerteam	ITA	R	3	36	1:41.400	10	<b>1:40.956</b>	16	<b>1:40.956</b>	0.586	0.078	165.9
7	10	Gianluca Petecof	BRA	Prema Powerteam	ITA	R	4	33	<b>1:41.202</b>	9	1:41.359	12	<b>1:41.202</b>	0.832	0.246	165.5
8	15	Matteo Nannini	ITA	Monolite Racing	ITA			37	<b>1:41.344</b>	15	1:41.671	17	<b>1:41.344</b>	0.974	0.142	165.3
9	41	Emidio Pesce	ITA	DR Formula RP Motorsport	PRT	R	5	33	<b>1:41.821</b>	8	1:42.483	15	<b>1:41.821</b>	1.451	0.477	164.5
10	55	Jamie Laura Chadwick	GBR	Prema Powerteam	ITA			39	<b>1:42.227</b>	17	1:42.567	18	<b>1:42.227</b>	1.857	0.406	163.9
11	33	Henrion Gillian	FRA	Gillian Track Events GTE	FRA	R	6	36	<b>1:42.610</b>	17	1:42.802	7	<b>1:42.610</b>	2.240	0.383	163.3

Published at:.....

<b>Stewards:</b>	<b>Race Director:</b>	<b>Timekeeper:</b> 
------------------	-----------------------	---