



**Circuito de Barcelona**  
**Formula Regional European Championship**  
**Qualifying - 1**  
**Provisional Results**



| Cls | Nº | Driver               | Nat | Competitor               | Nat | Rookie | Cls | Laps | Best | Time     | Gap   | Interval | Km/h  |
|-----|----|----------------------|-----|--------------------------|-----|--------|-----|------|------|----------|-------|----------|-------|
| 1   | 3  | Pierre-Louis Chovet  | FRA | Van Amersfoort Racing    | NLD | R      | 1   | 8    | 6    | 1:40.791 |       |          | 166.2 |
| 2   | 62 | Dennis Hauger        | NOR | Van Amersfoort Racing    | NLD |        |     | 8    | 6    | 1:40.946 | 0.155 | 0.155    | 166.0 |
| 3   | 6  | Oliver Rasmussen     | DNK | Prema Powerteam          | ITA | R      | 2   | 9    | 8    | 1:41.242 | 0.451 | 0.296    | 165.5 |
| 4   | 5  | Patrick Pasma        | FIN | Kic Motorsport           | FIN |        |     | 8    | 4    | 1:41.296 | 0.505 | 0.054    | 165.4 |
| 5   | 14 | Arthur Leclerc       | MCO | Prema Powerteam          | ITA | R      | 3   | 9    | 6    | 1:41.300 | 0.509 | 0.004    | 165.4 |
| 6   | 15 | Matteo Nannini       | ITA | Monolite Racing          | ITA |        |     | 9    | 6    | 1:41.673 | 0.882 | 0.373    | 164.8 |
| 7   | 10 | Gianluca Petecof     | BRA | Prema Powerteam          | ITA | R      | 4   | 9    | 4    | 1:41.748 | 0.957 | 0.075    | 164.7 |
| 8   | 40 | Konsta Lappalainen   | FIN | Kic Motorsport           | FIN |        |     | 8    | 6    | 1:41.834 | 1.043 | 0.086    | 164.5 |
| 9   | 33 | Henrion Gillian      | FRA | Gillian Track Events GTE | FRA | R      | 5   | 9    | 4    | 1:42.468 | 1.677 | 0.634    | 163.5 |
| 10  | 41 | Emidio Pesce         | ITA | DR Formula RP Motorsport | PRT | R      | 6   | 7    | 4    | 1:42.507 | 1.716 | 0.039    | 163.4 |
| 11  | 55 | Jamie Laura Chadwick | GBR | Prema Powerteam          | ITA |        |     | 9    | 6    | 1:42.955 | 2.164 | 0.448    | 162.7 |

Published at:.....

Track Temp: **28.8 °C** Air Temp: **22.8 °C** Humidity: **56 %** Track Status: **DRY**

**Stewards:**

**Race Director:**

**Timekeeper:**



**Circuito de Barcelona**  
**Formula Regional European Championship**  
**Qualifying - 1**  
**Provisional Results by Class**



| Cls           | Nº | Driver               | Nat | Competitor               | Nat | Rookie | Laps | Best | Time     | Gap   | Interval | Km/h  |
|---------------|----|----------------------|-----|--------------------------|-----|--------|------|------|----------|-------|----------|-------|
| 1             | 62 | Dennis Hauger        | NOR | Van Amersfoort Racing    | NLD |        | 8    | 6    | 1:40.946 |       |          | 166.0 |
| 2             | 5  | Patrick Pasma        | FIN | Kic Motorsport           | FIN |        | 8    | 4    | 1:41.296 | 0.350 | 0.350    | 165.4 |
| 3             | 15 | Matteo Nannini       | ITA | Monolite Racing          | ITA |        | 9    | 6    | 1:41.673 | 0.727 | 0.377    | 164.8 |
| 4             | 40 | Konsta Lappalainen   | FIN | Kic Motorsport           | FIN |        | 8    | 6    | 1:41.834 | 0.888 | 0.161    | 164.5 |
| 5             | 55 | Jamie Laura Chadwick | GBR | Prema Powerteam          | ITA |        | 9    | 6    | 1:42.955 | 2.009 | 1.121    | 162.7 |
| <b>Rookie</b> |    |                      |     |                          |     |        |      |      |          |       |          |       |
| 1             | 3  | Pierre-Louis Chovet  | FRA | Van Amersfoort Racing    | NLD | R      | 8    | 6    | 1:40.791 |       |          | 166.2 |
| 2             | 6  | Oliver Rasmussen     | DNK | Prema Powerteam          | ITA | R      | 9    | 8    | 1:41.242 | 0.451 | 0.451    | 165.5 |
| 3             | 14 | Arthur Leclerc       | MCO | Prema Powerteam          | ITA | R      | 9    | 6    | 1:41.300 | 0.509 | 0.058    | 165.4 |
| 4             | 10 | Gianluca Petecof     | BRA | Prema Powerteam          | ITA | R      | 9    | 4    | 1:41.748 | 0.957 | 0.448    | 164.7 |
| 5             | 33 | Henrion Gillian      | FRA | Gillian Track Events GTE | FRA | R      | 9    | 4    | 1:42.468 | 1.677 | 0.720    | 163.5 |
| 6             | 41 | Emidio Pesce         | ITA | DR Formula RP Motorsport | PRT | R      | 7    | 4    | 1:42.507 | 1.716 | 0.039    | 163.4 |

Published at:.....

Track Temp: **28.8 °C** Air Temp: **22.8 °C** Humidity: **56 %** Track **DRY**

Stewards:

Race Director:

Timekeeper:



**Circuito de Barcelona**  
**Formula Regional European Championship**  
**Qualifying - 1**  
**Provisional 2 Fastest Lap Results**



| Cls | Nº | Driver               | Nat | Competitor               | Nat | Rookie | Cls | Laps | Best | Time     | Gap   | Interval | Km/h  |
|-----|----|----------------------|-----|--------------------------|-----|--------|-----|------|------|----------|-------|----------|-------|
| 1   | 3  | Pierre-Louis Chovet  | FRA | Van Amersfoort Racing    | NLD | R      | 1   | 8    | 4    | 1:41.011 |       |          | 166.2 |
| 2   | 62 | Dennis Hauger        | NOR | Van Amersfoort Racing    | NLD |        |     | 8    | 4    | 1:41.064 | 0.053 | 0.053    | 166.0 |
| 3   | 5  | Patrick Pasma        | FIN | Kic Motorsport           | FIN |        |     | 8    | 6    | 1:41.430 | 0.419 | 0.366    | 165.4 |
| 4   | 14 | Arthur Leclerc       | MCO | Prema Powerteam          | ITA | R      | 2   | 9    | 8    | 1:41.448 | 0.437 | 0.018    | 165.4 |
| 5   | 6  | Oliver Rasmussen     | DNK | Prema Powerteam          | ITA | R      | 3   | 9    | 4    | 1:41.521 | 0.510 | 0.073    | 165.5 |
| 6   | 15 | Matteo Nannini       | ITA | Monolite Racing          | ITA |        |     | 9    | 7    | 1:41.679 | 0.668 | 0.158    | 164.8 |
| 7   | 10 | Gianluca Petecof     | BRA | Prema Powerteam          | ITA | R      | 4   | 9    | 6    | 1:41.798 | 0.787 | 0.119    | 164.7 |
| 8   | 40 | Konsta Lappalainen   | FIN | Kic Motorsport           | FIN |        |     | 8    | 4    | 1:41.934 | 0.923 | 0.136    | 164.5 |
| 9   | 41 | Emidio Pesce         | ITA | DR Formula RP Motorsport | PRT | R      | 5   | 7    | 6    | 1:42.668 | 1.657 | 0.734    | 163.4 |
| 10  | 33 | Henrion Gillian      | FRA | Gillian Track Events GTE | FRA | R      | 6   | 9    | 3    | 1:42.826 | 1.815 | 0.158    | 163.5 |
| 11  | 55 | Jamie Laura Chadwick | GBR | Prema Powerteam          | ITA |        |     | 9    | 4    | 1:43.033 | 2.022 | 0.207    | 162.7 |

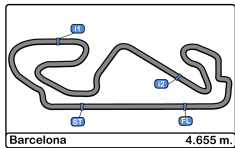
Published at:.....

Track Temp: **28.8 °C** Air Temp: **22.8 °C** Humidity: **56 %** Track Status: **DRY**

Stewards:

Race Director:

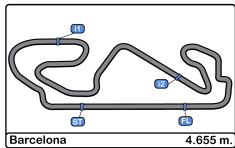
Timekeeper:



**Circuito de Barcelona**  
**Formula Regional European Championship**  
**Qualifying - 1**  
**Lap Analysis**



| 3 Pierre-Louis Chovet F3 Tatuus 318 A.R. Van Amersfoort Racing |   |              |              |          |          |        | 14 Arthur Leclerc F3 Tatuus 318 A.R. Prema Powerteam           |   |              |              |          |          |        |
|--|---|--------------|--------------|----------|----------|--------|--|---|--------------|--------------|----------|----------|--------|
| Lap  | D | Time         | Sector 1     | Sector 2 | Sector 3 | T. Spd | Lap  | D | Time         | Sector 1     | Sector 2 | Sector 3 | T. Spd |
| 1  |   | 16:01:02.863 | 15:59:36.328 | 47.144   | 39.391   | 148.7  | 1  |   | 16:00:04.176 | 15:58:39.240 | 45.975   | 38.961   | 170.6  |
| 2  |   | 1:55.638     | 35.115       | 43.312   | 37.211   | 200.3  | 2  |   | 1:47.906     | 32.436       | 41.384   | 34.086   | 217.7  |
| 3  |   | 1:41.795     | 29.493       | 38.462   | 33.840   | 242.1  | 3  |   | 1:42.149     | 29.782       | 38.873   | 33.494   | 237.3  |
| 4  |   | 1:41.011     | 29.442       | 38.293   | 33.276   | 243.2  | 4  |   | 1:41.769     | 29.645       | 38.744   | 33.380   | 239.4  |
| 5  |   | 2:00.544     | 37.827       | 47.053   | 35.664   | 220.8  | 5  |   | 1:54.777     | 34.375       | 45.508   | 34.894   | 190.8  |
| 6  |   | 1:40.791     | 29.306       | 38.261   | 33.224   | 242.6  | 6  |   | 1:41.300     | 29.576       | 38.460   | 33.264   | 239.4  |
| 7  |   | 1:49.793     | 32.400       | 41.539   | 35.854   | 242.6  | 7  |   | 1:51.063     | 33.550       | 43.008   | 34.505   | 196.7  |
| 8  |   | 1:56.447 P   | 29.524       | 43.055   | 43.868   | 242.1  | 8  |   | 1:41.448     | 29.602       | 38.449   | 33.397   | 238.9  |
| 5 Patrick Pasma F3 Tatuus 318 A.R. Kic Motorsport              |   |              |              |          |          |        | 15 Matteo Nannini F3 Tatuus 318 A.R. Monolite Racing           |   |              |              |          |          |        |
| Lap  | D | Time         | Sector 1     | Sector 2 | Sector 3 | T. Spd | Lap  | D | Time         | Sector 1     | Sector 2 | Sector 3 | T. Spd |
| 1  |   | 16:00:13.428 | 15:58:48.814 | 46.912   | 37.702   | 169.2  | 1  |   | 16:00:19.808 | 15:58:51.396 | 48.469   | 39.943   | 151.6  |
| 2  |   | 1:52.733     | 32.681       | 43.122   | 36.930   | 217.7  | 2  |   | 1:56.879     | 34.859       | 43.800   | 38.220   | 201.4  |
| 3  |   | 1:41.548     | 29.562       | 38.684   | 33.302   | 242.1  | 3  |   | 1:42.326     | 29.899       | 38.965   | 33.462   | 240.5  |
| 4  |   | 1:41.296     | 29.496       | 38.464   | 33.336   | 242.6  | 4  |   | 1:41.781     | 29.748       | 38.670   | 33.363   | 241.0  |
| 5  |   | 1:51.990     | 34.054       | 43.190   | 34.746   | 243.2  | 5  |   | 1:55.275     | 32.235       | 44.586   | 38.454   | 240.5  |
| 6  |   | 1:41.430     | 29.606       | 38.604   | 33.220   | 241.6  | 6  |   | 1:41.673     | 29.646       | 38.681   | 33.346   | 240.5  |
| 7  |   | 1:41.502     | 29.507       | 38.500   | 33.495   | 242.6  | 7  |   | 1:41.679     | 29.712       | 38.583   | 33.384   | 240.5  |
| 8  |   | 1:58.927 P   | 29.645       | 44.268   | 45.014   | 243.2  | 8  |   | 2:00.277     | 34.495       | 47.658   | 38.124   | 241.6  |
| 6 Oliver Rasmussen F3 Tatuus 318 A.R. Prema Powerteam          |   |              |              |          |          |        | 33 Henrion Gillian F3 Tatuus 318 A.R. Gillian Track Events GTE |   |              |              |          |          |        |
| Lap  | D | Time         | Sector 1     | Sector 2 | Sector 3 | T. Spd | Lap  | D | Time         | Sector 1     | Sector 2 | Sector 3 | T. Spd |
| 1  |   | 16:00:06.511 | 15:58:43.416 | 45.011   | 38.084   | 168.7  | 1  |   | 16:00:14.806 | 15:58:52.266 | 46.221   | 36.319   | 161.9  |
| 2  |   | 1:49.348     | 32.752       | 41.604   | 34.992   | 215.5  | 2  |   | 1:52.300     | 32.206       | 43.084   | 37.010   | 218.6  |
| 3  |   | 1:42.903     | 29.860       | 39.344   | 33.699   | 240.5  | 3  |   | 1:42.826     | 29.985       | 39.106   | 33.735   | 241.6  |
| 4  |   | 1:41.521     | 29.570       | 38.572   | 33.379   | 241.0  | 4  |   | 1:42.468     | 29.859       | 38.785   | 33.824   | 239.4  |
| 5  |   | 1:54.006     | 33.386       | 45.031   | 35.589   | 241.0  | 5  |   | 1:51.112     | 29.854       | 44.946   | 36.312   | 238.9  |
| 6  |   | 1:41.546     | 29.542       | 38.780   | 33.224   | 241.0  | 6  |   | 1:42.847     | 29.934       | 38.912   | 34.001   | 242.1  |
| 7  |   | 1:53.343     | 32.335       | 45.417   | 35.591   | 241.0  | 7  |   | 1:45.242     | 29.894       | 39.201   | 36.147   | 239.4  |
| 8  |   | 1:41.242     | 29.428       | 38.446   | 33.368   | 242.6  | 8  |   | 1:43.016     | 29.967       | 39.002   | 34.047   | 241.0  |
| 9  |   | 1:53.486 P   | 30.578       | 41.461   | 41.447   | 241.0  | 9  |   | 2:05.266 P   | 34.983       | 43.293   | 46.990   | 212.5  |
| 10 Gianluca Petecof F3 Tatuus 318 A.R. Prema Powerteam         |   |              |              |          |          |        | 40 Konsta Lappalainen F3 Tatuus 318 A.R. Kic Motorsport        |   |              |              |          |          |        |
| Lap  | D | Time         | Sector 1     | Sector 2 | Sector 3 | T. Spd | Lap  | D | Time         | Sector 1     | Sector 2 | Sector 3 | T. Spd |
| 1  |   | 16:00:27.642 | 15:58:58.155 | 49.133   | 40.354   | 147.9  | 1  |   | 16:00:11.963 | 15:58:47.947 | 46.475   | 37.541   | 160.2  |
| 2  |   | 1:57.505     | 33.687       | 45.391   | 38.427   | 208.4  | 2  |   | 1:51.347     | 33.081       | 41.992   | 36.274   | 220.4  |
| 3  |   | 1:45.305     | 29.854       | 38.991   | 36.460   | 239.4  | 3  |   | 1:42.119     | 29.588       | 38.823   | 33.708   | 243.7  |
| 4  |   | 1:41.748     | 29.731       | 38.547   | 33.470   | 239.4  | 4  |   | 1:41.934     | 29.522       | 38.737   | 33.675   | 243.7  |
| 5  |   | 1:53.460     | 33.599       | 44.064   | 35.797   | 239.4  | 5  |   | 1:55.549     | 36.177       | 43.307   | 36.065   | 240.5  |
| 6  |   | 1:41.798     | 29.676       | 38.626   | 33.496   | 240.5  | 6  |   | 1:41.834     | 29.556       | 38.625   | 33.653   | 244.3  |
| 7  |   | 1:42.087     | 29.757       | 38.692   | 33.638   | 240.0  | 7  |   | 1:42.292     | 29.396       | 38.936   | 33.960   | 244.8  |
| 8  |   | 1:41.891     | 29.800       | 38.652   | 33.439   | 240.0  | 8  |   | 1:51.961 P   | 29.556       | 38.909   | 43.496   | 243.7  |
| 9  |   | 1:57.899 P   | 34.576       | 41.373   | 41.950   | 201.8  |  |   |              |              |          |          |        |



**Circuito de Barcelona**  
**Formula Regional European Championship**  
**Qualifying - 1**  
**Lap Analysis**



**41** Emidio Pesce F3 Tatuus 318 A.R.  
 R DR Formula RP Motorsport

| Lap | D | Time            | Sector 1      | Sector 2      | Sector 3      | T. Spd | Elapsed      |
|-----|---|-----------------|---------------|---------------|---------------|--------|--------------|
| 1   |   | 16:01:04.484    | 15:59:40.649  | 45.341        | 38.494        | 174.7  | 16:01:04.484 |
| 2   |   | 1:55.812        | 34.429        | 44.736        | 36.647        | 197.0  | 16:03:00.296 |
| 3   |   | 1:42.944        | 30.030        | 38.960        | 33.954        | 244.8  | 16:04:43.240 |
| 4   |   | <u>1:42.507</u> | <u>29.795</u> | <u>38.821</u> | 33.891        | 243.2  | 16:06:25.747 |
| 5   |   | 2:02.410        | 35.184        | 50.297        | 36.929        | 230.2  | 16:08:28.157 |
| 6   |   | 1:42.668        | 29.808        | 39.032        | <u>33.828</u> | 243.7  | 16:10:10.825 |
| 7   |   | 2:04.964 P      | 34.001        | 45.099        | 45.864        | 241.6  | 16:12:15.789 |

**55** Jamie Laura Chadwick F3 Tatuus 318 A.R.  
 Prema Powerteam

| Lap | D | Time            | Sector 1      | Sector 2      | Sector 3      | T. Spd | Elapsed      |
|-----|---|-----------------|---------------|---------------|---------------|--------|--------------|
| 1   |   | 16:00:07.395    | 15:58:41.541  | 45.491        | 40.363        | 167.9  | 16:00:07.395 |
| 2   |   | 1:50.345        | 32.852        | 42.413        | 35.080        | 218.6  | 16:01:57.740 |
| 3   |   | 1:43.495        | 30.078        | 39.416        | 34.001        | 240.5  | 16:03:41.235 |
| 4   |   | 1:43.033        | 30.043        | 39.156        | <u>33.834</u> | 240.5  | 16:05:24.268 |
| 5   |   | 1:51.965        | 32.491        | 43.873        | 35.601        | 239.4  | 16:07:16.233 |
| 6   |   | <u>1:42.955</u> | 30.053        | <u>39.059</u> | 33.843        | 240.5  | 16:08:59.188 |
| 7   |   | 1:51.512        | 31.362        | 44.696        | 35.454        | 240.5  | 16:10:50.700 |
| 8   |   | 1:43.239        | <u>29.965</u> | 39.158        | 34.116        | 242.1  | 16:12:33.939 |
| 9   |   | 2:04.105 P      | 31.557        | 42.591        | 49.957        | 239.4  | 16:14:38.044 |

**62** Dennis Hauger F3 Tatuus 318 A.R.  
 Van Amersfoort Racing

| Lap | D | Time            | Sector 1      | Sector 2      | Sector 3      | T. Spd | Elapsed      |
|-----|---|-----------------|---------------|---------------|---------------|--------|--------------|
| 1   |   | 16:01:00.983    | 15:59:34.051  | 47.454        | 39.478        | 163.3  | 16:01:00.983 |
| 2   |   | 1:54.464        | 34.881        | 43.404        | 36.179        | 200.7  | 16:02:55.447 |
| 3   |   | 1:41.973        | 29.738        | 38.670        | 33.565        | 239.4  | 16:04:37.420 |
| 4   |   | 1:41.064        | 29.530        | <u>38.262</u> | 33.272        | 241.0  | 16:06:18.484 |
| 5   |   | 2:00.991        | 38.853        | 46.283        | 35.855        | 225.4  | 16:08:19.475 |
| 6   |   | <u>1:40.946</u> | <u>29.449</u> | 38.270        | <u>33.227</u> | 242.6  | 16:10:00.421 |
| 7   |   | 1:49.746        | 33.650        | 41.201        | 34.895        | 238.9  | 16:11:50.167 |
| 8   |   | 1:50.732 P      | 29.569        | 38.391        | 42.772        | 241.6  | 16:13:40.899 |



**Circuito de Barcelona**  
**Formula Regional European Championship**  
**Qualifying - 1**  
**Best Sectors Results**



| Sector - 1 |    |                     |        | Sector - 2 |                     |        |    | Sector - 3          |        |      |    | Ideal Lap vs Best Lap |           |          |      |
|------------|----|---------------------|--------|------------|---------------------|--------|----|---------------------|--------|------|----|-----------------------|-----------|----------|------|
| Clas       | Nº | Driver              | Time   | Nº         | Driver              | Time   | Nº | Driver              | Time   | Clas | Nº | Driver                | Ideal Lap | Best Lap | Clas |
| 1          | 3  | Pierre-Louis Chovet | 29.306 | 3          | Pierre-Louis Chovet | 38.261 | 5  | Patrick Pasma       | 33.220 | 1    | 3  | Pierre-Louis Chovet   | 1:40.791  | 1:40.791 | 1    |
| 2          | 40 | Konsta Lappalainen  | 29.396 | 62         | Dennis Hauger       | 38.262 | 3  | Pierre-Louis Chovet | 33.224 | 2    | 62 | Dennis Hauger         | 1:40.938  | 1:40.946 | 2    |
| 3          | 6  | Oliver Rasmussen    | 29.428 | 6          | Oliver Rasmussen    | 38.446 | 6  | Oliver Rasmussen    | 33.224 | 3    | 6  | Oliver Rasmussen      | 1:41.098  | 1:41.242 | 3    |
| 4          | 62 | Dennis Hauger       | 29.449 | 14         | Arthur Leclerc      | 38.449 | 62 | Dennis Hauger       | 33.227 | 4    | 5  | Patrick Pasma         | 1:41.180  | 1:41.296 | 4    |
| 5          | 5  | Patrick Pasma       | 29.496 | 5          | Patrick Pasma       | 38.464 | 14 | Arthur Leclerc      | 33.264 | 5    | 14 | Arthur Leclerc        | 1:41.289  | 1:41.300 | 5    |
| 6          | 14 | Arthur Leclerc      | 29.576 | 10         | Gianluca Petecof    | 38.547 | 15 | Matteo Nannini      | 33.346 | 6    | 15 | Matteo Nannini        | 1:41.575  | 1:41.673 | 6    |
| 7          | 15 | Matteo Nannini      | 29.646 | 15         | Matteo Nannini      | 38.583 | 10 | Gianluca Petecof    | 33.439 | 7    | 10 | Gianluca Petecof      | 1:41.662  | 1:41.748 | 7    |
| 8          | 10 | Gianluca Petecof    | 29.676 | 40         | Konsta Lappalainen  | 38.625 | 40 | Konsta Lappalainen  | 33.653 | 8    | 40 | Konsta Lappalainen    | 1:41.674  | 1:41.834 | 8    |
| 9          | 41 | Emidio Pesce        | 29.795 | 33         | Henrion Gillian     | 38.785 | 33 | Henrion Gillian     | 33.735 | 9    | 33 | Henrion Gillian       | 1:42.374  | 1:42.468 | 9    |
| 10         | 33 | Henrion Gillian     | 29.854 | 41         | Emidio Pesce        | 38.821 | 41 | Emidio Pesce        | 33.828 | 10   | 41 | Emidio Pesce          | 1:42.444  | 1:42.507 | 10   |
| 11         | 55 | Jamie Laura Chadwi  | 29.965 | 55         | Jamie Laura Chadwi  | 39.059 | 55 | Jamie Laura Chadwi  | 33.834 | 11   | 55 | Jamie Laura Chadwi    | 1:42.858  | 1:42.955 | 11   |



**Circuito de Barcelona**  
**Formula Regional European Championship**  
**Qualifying - 1**  
**Best 5 Lap Times**



| Cls | Nº | Driver               | Nat | Competitor               | Nat | Rookie | Cls | Best 1   |     | Best 2   |     | Best 3   |     | Best 4   |     | Best 5   |     |
|-----|----|----------------------|-----|--------------------------|-----|--------|-----|----------|-----|----------|-----|----------|-----|----------|-----|----------|-----|
|     |    |                      |     |                          |     |        |     | Time     | Lap | Time     | Lap | Time     | Lap | Time     | Lap | Time     | Lap |
| 1   | 3  | Pierre-Louis Chovet  | FRA | Van Amersfoort Racing    | NLD | R      | 1   | 1:40.791 | 6   | 1:41.011 | 4   | 1:41.795 | 3   | 1:49.793 | 7   | 1:55.638 | 2   |
| 2   | 62 | Dennis Hauger        | NOR | Van Amersfoort Racing    | NLD |        |     | 1:40.946 | 6   | 1:41.064 | 4   | 1:41.973 | 3   | 1:49.746 | 7   | 1:50.732 | 8   |
| 3   | 6  | Oliver Rasmussen     | DNK | Prema Powerteam          | ITA | R      | 2   | 1:41.242 | 8   | 1:41.521 | 4   | 1:41.546 | 6   | 1:42.903 | 3   | 1:49.348 | 2   |
| 4   | 5  | Patrick Pasma        | FIN | Kic Motorsport           | FIN |        |     | 1:41.296 | 4   | 1:41.430 | 6   | 1:41.502 | 7   | 1:41.548 | 3   | 1:51.990 | 5   |
| 5   | 14 | Arthur Leclerc       | MC  | Prema Powerteam          | ITA | R      | 3   | 1:41.300 | 6   | 1:41.448 | 8   | 1:41.769 | 4   | 1:42.149 | 3   | 1:47.906 | 2   |
| 6   | 15 | Matteo Nannini       | ITA | Monolite Racing          | ITA |        |     | 1:41.673 | 6   | 1:41.679 | 7   | 1:41.781 | 4   | 1:42.326 | 3   | 1:53.006 | 9   |
| 7   | 10 | Gianluca Petecof     | BRA | Prema Powerteam          | ITA | R      | 4   | 1:41.748 | 4   | 1:41.798 | 6   | 1:41.891 | 8   | 1:42.087 | 7   | 1:45.305 | 3   |
| 8   | 40 | Konsta Lappalainen   | FIN | Kic Motorsport           | FIN |        |     | 1:41.834 | 6   | 1:41.934 | 4   | 1:42.119 | 3   | 1:42.292 | 7   | 1:51.347 | 2   |
| 9   | 33 | Henrion Gillian      | FRA | Gillian Track Events GTE | FRA | R      | 5   | 1:42.468 | 4   | 1:42.826 | 3   | 1:42.847 | 6   | 1:43.016 | 8   | 1:45.242 | 7   |
| 10  | 41 | Emidio Pesce         | ITA | DR Formula RP Motorsport | PRT | R      | 6   | 1:42.507 | 4   | 1:42.668 | 6   | 1:42.944 | 3   | 1:55.812 | 2   | 2:02.410 | 5   |
| 11  | 55 | Jamie Laura Chadwick | GBR | Prema Powerteam          | ITA |        |     | 1:42.955 | 6   | 1:43.033 | 4   | 1:43.239 | 8   | 1:43.495 | 3   | 1:50.345 | 2   |



**Circuito de Barcelona**  
**Formula Regional European Championship**  
**Qualifying - 1**  
**Best 5 Top Speeds**



| Cls | Nº | Driver               | Nat | Competitor               | Nat | Rookie | Cls | Top 1 |     | Top 2 |     | Top 3 |     | Top 4 |     | Top 5 |     | Avg   |
|-----|----|----------------------|-----|--------------------------|-----|--------|-----|-------|-----|-------|-----|-------|-----|-------|-----|-------|-----|-------|
|     |    |                      |     |                          |     |        |     | Km/h  | Lap | Km/h  | Lap | Km/h  | Lap | Km/h  | Lap | Km/h  | Lap |       |
| 1   | 40 | Konsta Lappalainen   | FIN | Kic Motorsport           | FIN |        |     | 244.8 | 7   | 244.3 | 6   | 243.7 | 3   | 243.7 | 4   | 243.7 | 8   | 244.1 |
| 2   | 41 | Emidio Pesce         | ITA | DR Formula RP Motorsport | PRT | R      | 1   | 244.8 | 3   | 243.7 | 6   | 243.2 | 4   | 241.6 | 7   | 230.2 | 5   | 240.7 |
| 3   | 3  | Pierre-Louis Chovet  | FRA | Van Amersfoort Racing    | NLD | R      | 2   | 243.2 | 4   | 242.6 | 6   | 242.6 | 7   | 242.1 | 3   | 242.1 | 8   | 242.5 |
| 4   | 5  | Patrick Pasma        | FIN | Kic Motorsport           | FIN |        |     | 243.2 | 5   | 243.2 | 8   | 242.6 | 4   | 242.6 | 7   | 242.1 | 3   | 242.8 |
| 5   | 6  | Oliver Rasmussen     | DNK | Prema Powerteam          | ITA | R      | 3   | 242.6 | 8   | 241.0 | 4   | 241.0 | 5   | 241.0 | 6   | 241.0 | 7   | 241.3 |
| 6   | 62 | Dennis Hauger        | NOR | Van Amersfoort Racing    | NLD |        |     | 242.6 | 6   | 241.6 | 8   | 241.0 | 4   | 239.4 | 3   | 238.9 | 7   | 240.7 |
| 7   | 33 | Henrion Gillian      | FRA | Gillian Track Events GTE | FRA | R      | 4   | 242.1 | 6   | 241.6 | 3   | 241.0 | 8   | 239.4 | 4   | 239.4 | 7   | 240.7 |
| 8   | 55 | Jamie Laura Chadwick | GBR | Prema Powerteam          | ITA |        |     | 242.1 | 8   | 240.5 | 3   | 240.5 | 4   | 240.5 | 6   | 240.5 | 7   | 240.8 |
| 9   | 15 | Matteo Nannini       | ITA | Monolite Racing          | ITA |        |     | 241.6 | 8   | 241.6 | 9   | 241.0 | 4   | 240.5 | 3   | 240.5 | 5   | 241.0 |
| 10  | 10 | Gianluca Petecof     | BRA | Prema Powerteam          | ITA | R      | 5   | 240.5 | 6   | 240.0 | 7   | 240.0 | 8   | 239.4 | 3   | 239.4 | 4   | 239.8 |
| 11  | 14 | Arthur Leclerc       | MC  | Prema Powerteam          | ITA | R      | 6   | 239.4 | 4   | 239.4 | 6   | 239.4 | 9   | 238.9 | 8   | 237.3 | 3   | 238.9 |





Circuito de Barcelona  
Formula Regional European Championship  
Qualifying - 1  
Fastest Laps Sequence



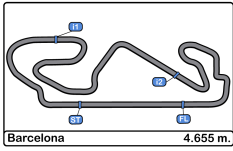
| Lap | Time of Day  | Session Time | Nº | Driver              | Nat | Competitor            | Nat | Rookie | Time     | Km/h  |
|-----|--------------|--------------|----|---------------------|-----|-----------------------|-----|--------|----------|-------|
| 2   | 16:01:52.082 | 4:52.082     | 14 | Arthur Leclerc      | MCO | Prema Powerteam       | ITA | R      | 1:47.906 | 155.3 |
| 3   | 16:03:34.231 | 6:34.231     | 14 | Arthur Leclerc      | MCO | Prema Powerteam       | ITA | R      | 1:42.149 | 164.0 |
| 3   | 16:03:45.429 | 6:45.429     | 40 | Konsta Lappalainen  | FIN | Kic Motorsport        | FIN |        | 1:42.119 | 164.1 |
| 3   | 16:03:47.709 | 6:47.709     | 5  | Patrick Pasma       | FIN | Kic Motorsport        | FIN |        | 1:41.548 | 165.0 |
| 4   | 16:05:20.283 | 8:20.283     | 6  | Oliver Rasmussen    | DNK | Prema Powerteam       | ITA | R      | 1:41.521 | 165.0 |
| 4   | 16:05:29.005 | 8:29.005     | 5  | Patrick Pasma       | FIN | Kic Motorsport        | FIN |        | 1:41.296 | 165.4 |
| 4   | 16:06:18.484 | 9:18.484     | 62 | Dennis Hauger       | NOR | Van Amersfoort Racing | NLD |        | 1:41.064 | 165.8 |
| 4   | 16:06:21.307 | 9:21.307     | 3  | Pierre-Louis Chovet | FRA | Van Amersfoort Racing | NLD | R      | 1:41.011 | 165.9 |
| 6   | 16:10:00.421 | 13:00.421    | 62 | Dennis Hauger       | NOR | Van Amersfoort Racing | NLD |        | 1:40.946 | 166.0 |
| 6   | 16:10:02.642 | 13:02.642    | 3  | Pierre-Louis Chovet | FRA | Van Amersfoort Racing | NLD | R      | 1:40.791 | 166.2 |



**Circuito de Barcelona**  
**Formula Regional European Championship**  
**Qualifying - 1**  
**Event Best Maximum Speed**

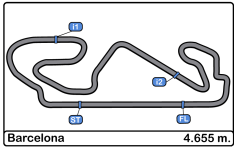


| <b>Nº</b> | <b>Driver</b>        | <b>Nat</b> | <b>Competitor</b>        | <b>Nat</b> | <b>Rookie</b> | <b>Km/h</b> | <b>Session</b>    |
|-----------|----------------------|------------|--------------------------|------------|---------------|-------------|-------------------|
| 40        | Konsta Lappalainen   | FIN        | Kic Motorsport           | FIN        |               | 247.7       | Free Practice - 1 |
| 55        | Jamie Laura Chadwick | GBR        | Prema Powerteam          | ITA        |               | 246.5       | Free Practice - 2 |
| 41        | Emidio Pesce         | ITA        | DR Formula RP Motorsport | PRT        | R             | 246.0       | Free Practice - 1 |
| 5         | Patrick Pasma        | FIN        | Kic Motorsport           | FIN        |               | 246.0       | Free Practice - 1 |
| 15        | Matteo Nannini       | ITA        | Monolite Racing          | ITA        |               | 245.4       | Free Practice - 1 |
| 62        | Dennis Hauger        | NOR        | Van Amersfoort Racing    | NLD        |               | 244.8       | Free Practice - 2 |
| 6         | Oliver Rasmussen     | DNK        | Prema Powerteam          | ITA        | R             | 244.3       | Free Practice - 2 |
| 3         | Pierre-Louis Chovet  | FRA        | Van Amersfoort Racing    | NLD        | R             | 243.7       | Free Practice - 2 |
| 14        | Arthur Leclerc       | MCO        | Prema Powerteam          | ITA        | R             | 243.2       | Free Practice - 2 |
| 33        | Henrion Gillian      | FRA        | Gillian Track Events GTE | FRA        | R             | 242.1       | Free Practice - 1 |
| 10        | Gianluca Petecof     | BRA        | Prema Powerteam          | ITA        | R             | 242.1       | Free Practice - 2 |



**Circuito de Barcelona**  
**Formula Regional European Championship**  
**Qualifying - 1**  
**Pit Stop Analysis**

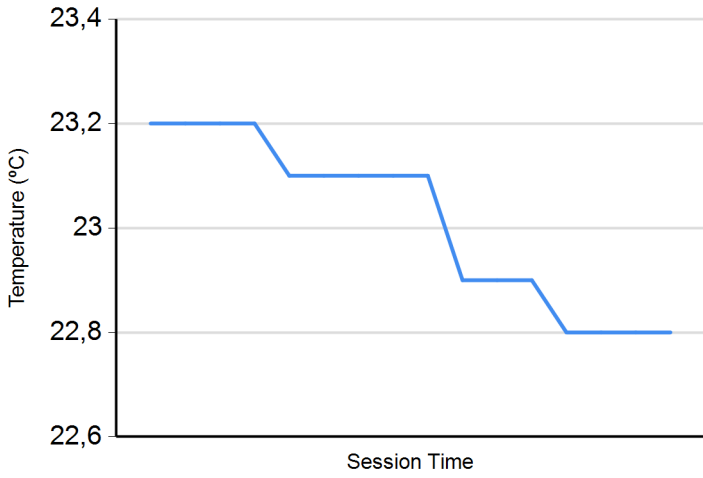




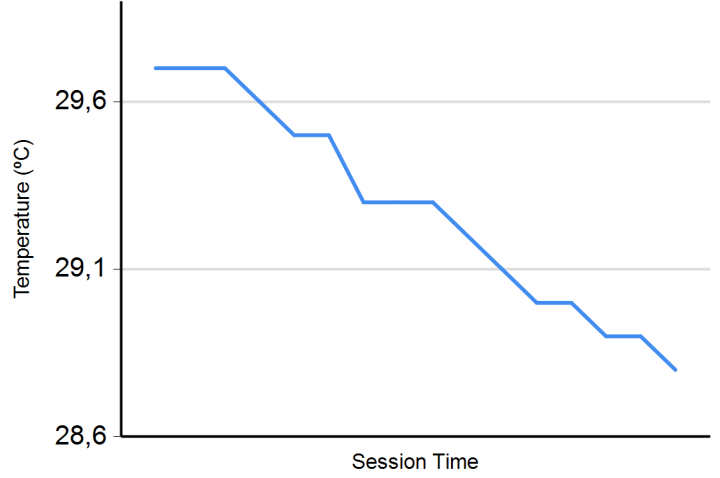
**Circuito de Barcelona**  
**Formula Regional European Championship**  
**Qualifying - 1**  
**Weather Report**



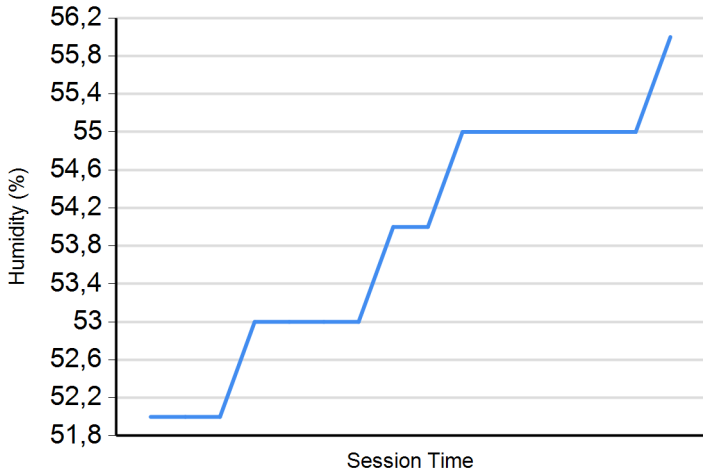
**Air Temperature**



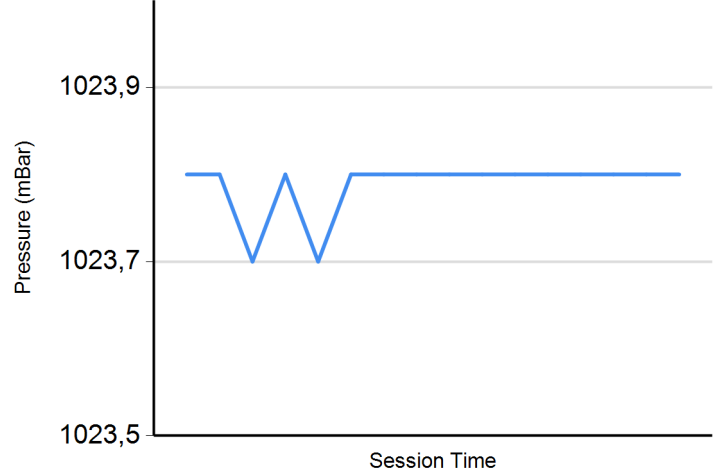
**Track Temperature**



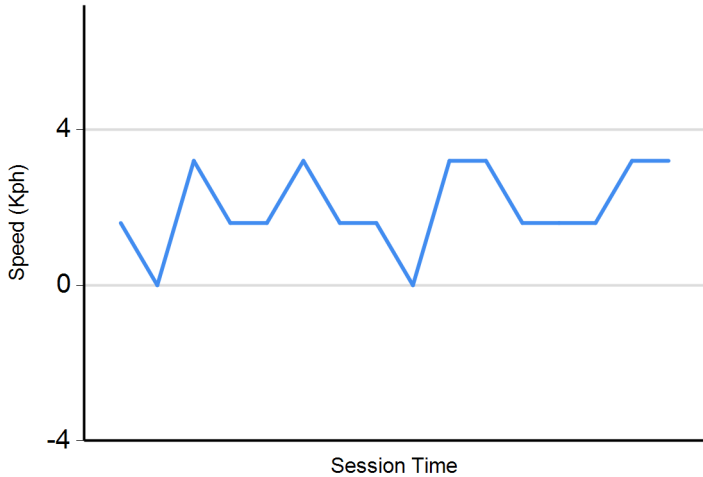
**Humidity**



**Pressure**



**Wind Speed**



**Wind direction**

North = 0°/360° Est = 90° South = 180° West = 270°

