

ACI Racing Weekend Misano 30 Luglio-2 Agosto 2020

TCR Italy Touring Car Championship - Results Free Practice 1

Misano Circuit Sic 58 4.226 m

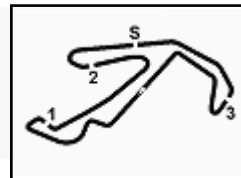
No.	Driver	Nat	Entrant	Team	Car	Class	Time	Gap	Rel.	Laps
1	11 JELMINI Felice	ITA	Jelmini Felice		Hyundai i30 N TCR	TCR	1'43.181			6
2	67 PELLEGRINI Marco	ITA	Target Competition	Target Competition	Hyundai i30	TCR	1'43.432	0.251	0.251	11
3	63 GIROLAMI Franco	ARG	Alborghetti Emanuele	MM Motorsport	Honda Civic FK7 TCR	TCR	1'43.456	0.275	0.024	4
4	68 BRIGLIADORI Eric	ITA	Brigliadori Eric	BF Motorsport	Audi RS3 LMS	TCR	1'43.798	0.617	0.342	10
5	4 TAVANO Salvatore	ITA	Tavano Salvatore	Girasole	Cupra Leon Comp. TCR	TCR	1'43.804	0.623	0.006	10
6	93 GUASTAMACCHIA Mauro	ITA	Guastamacchia Mauro		Hyundai i30 N TCR	TCR	1'44.093	0.912	0.289	10
7	47 CARMINATI Ettore	ITA	Carminati Ettore		Hyundai i30 N TCR	TCR	1'44.662	1.481	0.569	9
8	43 ROMAGNOLI Riccardo	ITA	Romagnoli Riccardo		VW Golf GTI DSG TCR	TCDS	1'44.753	1.572	0.091	9
9	64 MUGELLI Massimiliano	ITA	Mugelli Massimiliano	MM Motorsport	Honda Civic FK2 TCR	TCR	1'44.906	1.725	0.153	6
10	25 GIARDELLI Alessandro	ITA	Giardelli Alessandro		Cupra TCR DSG	TCDS	1'44.911	1.730	0.005	11
11	69 RAFFAELE Francesca	ITA	Raffaele Francesca	BF Motorsport	Audi RS3 LMS	TCR	1'44.980	1.799	0.069	11
12	44 IMBERTI Michele	ITA	Imberti Michele	Elite Motorsport	Cupra TCR DSG	TCDS	1'45.112	1.931	0.132	12
13	2 ARGENTI Andrea	ITA	Argenti Andrea		Opel Astra TCR	TCR	1'45.197	2.016	0.085	9
14	9 POLONI Matteo	ITA	Poloni Matteo		Audi RS3 LMS DSG	TCDS	1'45.634	2.453	0.437	10
15	6 GURRIERI Raffaele	ITA	Gurrieri Raffaele	Girasole	Cupra TCR DSG	TCDS	1'46.116	2.935	0.482	11
16	26 SAVOIA Francesco	ITA	Savoia Francesco	Xeo Group	Audi RS3 LMS	TCDS	1'46.195	3.014	0.079	8
17	23 ANTONELLO Fabio	ITA	Antonello Fabio		Cupra TCR DSG	TCDS	1'46.285	3.104	0.090	10
18	28 PAOLINO Federico	ITA	Paolino Federico		Honda Civic FK2 TCR	TCR	1'46.741	3.560	0.456	11
19	21 GUIDA Nicola	ITA	Guida Nicola	Girasole	Cupra TCR DSG	TCDS	1'47.199	4.018	0.458	10
20	19 SCALVINI Eric	ITA	Nataloni Matteo	Girasole	Cupra TCR DSG	TCDS	1'47.242	4.061	0.043	9
21	18 NATALONI Nello	ITA	Nataloni Matteo	Xeo Group	Opel Astra TCR	TCR	1'47.286	4.105	0.044	11
22	92 FEDELI Carlotta	ITA	Fedeli Carlotta		VW Golf GTI DSG TCR	TCDS	1'47.370	4.189	0.084	7
23	94 RUBERTI Riccardo	ITA	Ruberti Riccardo		Cupra TCR DSG	TCDS	1'48.793	5.612	1.423	11
24	24 MANOLIO Gennaro	ITA	Manolio Gennaro	Elite Motorsport	VW Golf GTI DSG TCR	TCDS	1'53.225	10.044	4.432	11

Humidity:	59%	Air:	30°C
Condition:	DRY	Temp:	38°C

Race Director : Gianluca Marotta

Clerk of the Course : Fabrizio Fondacci

Start 09:39
End 10:07
31/07/2020

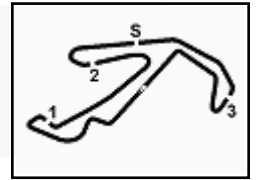


ACI Racing Weekend Misano 30 Luglio-2 Agosto 2020

TCR Italy Touring Car Championship - Ideal Times Free Practice 1

Misano Circuit Sic 58 4.226 m

No. Driver	Car	Seg. 1	Seg. 2	Seg. 3	Seg. 4	Ideal Time		
		Diff. 1	Diff. 2	Diff. 3	Diff. 4	Best Lap	Pos.	Diff.
1 11 JELMINI F. (ITA)	Hyundai i30 N TCR	26.920	24.434 +0.099	28.862	22.863 +0.003	1'43.079 1'43.181	1	0.102
2 4 TAVANO S. (ITA)	Cupra Leon Comp. TCR	26.534 +0.389	24.670 +0.017	29.030	23.031 +0.133	1'43.265 1'43.804	5	0.539
3 68 BRIGLIADORI E. (ITA)	Audi RS3 LMS	26.945 +0.058	24.631	29.046 +0.407	22.711	1'43.333 1'43.798	4	0.465
4 67 PELLEGRINI M. (ITA)	Hyundai i30	26.840	24.764 +0.010	28.994	22.824	1'43.422 1'43.432	2	0.010
5 63 GIROLAMI F. (ARG)	Honda Civic FK7 TCR	26.670	24.531	29.379	22.876	1'43.456 1'43.456	3	
6 93 GUASTAMACCHIA M. (ITA)	Hyundai i30 N TCR	27.073 +0.008	24.702 +0.041	29.308 +0.120	22.841	1'43.924 1'44.093	6	0.169
7 47 CARMINATI E. (ITA)	Hyundai i30 N TCR	27.418	24.723	29.246 +0.071	23.204	1'44.591 1'44.662	7	0.071
8 43 ROMAGNOLI R. (ITA)	VW Golf GTI DSG TCR	26.921	24.893 +0.038	29.492	23.409	1'44.715 1'44.753	8	0.038
9 25 GIARDELLI A. (ITA)	Cupra TCR DSG	26.992	24.863 +0.096	29.668 +0.013	23.204 +0.075	1'44.727 1'44.911	10	0.184
10 64 MUGELLI M. (ITA)	Honda Civic FK2 TCR	27.209 +0.132	24.700	29.694	23.171	1'44.774 1'44.906	9	0.132
11 44 IMBERTI M. (ITA)	Cupra TCR DSG	27.437 +0.040	24.790 +0.069	29.531 +0.072	23.173	1'44.931 1'45.112	12	0.181
12 2 ARGENTI A. (ITA)	Opel Astra TCR	27.539	24.898 +0.122	29.258 +0.130	23.250	1'44.945 1'45.197	13	0.252
13 26 SAVOIA F. (ITA)	Audi RS3 LMS	26.945 +0.434	25.010 +0.413	29.797	23.193 +0.403	1'44.945 1'46.195	16	1.250
14 69 RAFFAELE F. (ITA)	Audi RS3 LMS	27.319	25.098 +0.022	29.308	23.233	1'44.958 1'44.980	11	0.022
15 9 POLONI M. (ITA)	Audi RS3 LMS DSG	27.539 +0.020	25.103	29.406 +0.158	23.194 +0.214	1'45.242 1'45.634	14	0.392
16 6 GURRIERI R. (ITA)	Cupra TCR DSG	27.581	25.076 +0.074	29.744 +0.150	23.491	1'45.892 1'46.116	15	0.224
17 23 ANTONELLO F. (ITA)	Cupra TCR DSG	27.543	25.241 +0.193	30.029	23.192 +0.087	1'46.005 1'46.285	17	0.280
18 28 PAOLINO F. (ITA)	Honda Civic FK2 TCR	27.456 +0.036	25.463 +0.138	29.956	23.692	1'46.567 1'46.741	18	0.174
19 92 FEDELI C. (ITA)	VW Golf GTI DSG TCR	27.723 +0.384	25.545 +0.031	29.893	23.552 +0.242	1'46.713 1'47.370	22	0.657
20 21 GUIDA N. (ITA)	Cupra TCR DSG	27.848 +0.138	25.304	30.463	23.390 +0.056	1'47.005 1'47.199	19	0.194
21 19 SCALVINI E. (ITA)	Cupra TCR DSG	27.864 +0.060	25.174	30.189 +0.174	23.781	1'47.008 1'47.242	20	0.234
22 18 NATALONI N. (ITA)	Opel Astra TCR	28.132	25.567	30.055	23.532	1'47.286 1'47.286	21	
23 94 RUBERTI R. (ITA)	Cupra TCR DSG	28.560	25.659	30.710	23.864	1'48.793 1'48.793	23	
24 24 MANOLIO G. (ITA)	VW Golf GTI DSG TCR	28.726 +0.726	26.716 +0.156	31.720 +0.004	24.729 +0.448	1'51.891 1'53.225	24	1.334
Overall Ideal Time		26.534	24.434	28.862	22.711	1'42.541		



ACI Racing Weekend Misano 30 Luglio-2 Agosto 2020

TCR Italy Touring Car Championship - Chronological Analysis Free Practice 1

Misano Circuit Sic 58 4.226 m

1 / 3

2 A. ARGENTI (1'45.197)							
Lap	Seg.1	Seg.2	Seg.3	Seg.4	Lap Time	km/h	Local Time
1		30.191	33.239	25.535		189,5	9:42'23.068
2	28.979	26.076	29.954	42.115	2'07.124P	191,5	9:44'30.192
3	2'14.041	25.527	29.675	23.964	3'33.207P	193,5	9:48'03.399
4	27.665	25.698	29.589	23.569	1'46.521	194,9	9:49'49.920
5	28.104	24.948	29.258	24.513	1'46.823	193,9	9:51'36.743
6	27.746	24.898	30.415	24.615	1'47.674	194,9	9:53'24.417
7	32.930	26.792	31.187	33.936	2'04.845P	191,2	9:55'29.262
8	4'17.770	25.893	29.283	23.629	5'36.575P	193,5	10:01'05.837
9	28.660	25.079	29.504	23.302	1'46.545	193,5	10:02'52.382
10	27.539	25.020	29.388	23.250	1'45.197	194,2	10:04'37.579

11 F. JELMINI (1'43.181)							
Lap	Seg.1	Seg.2	Seg.3	Seg.4	Lap Time	km/h	Local Time
1		28.734	30.756	3'09.118		185,6	9:45'10.606
2	42.410	24.859	29.099	24.437	2'00.805P	196,0	9:47'11.411
3	27.127	24.434	28.967	22.863	1'43.391	196,7	9:48'54.802
4	26.926	24.838	28.917	22.894	1'43.575	195,7	9:50'38.377
5	26.920	24.533	28.862	22.866	1'43.181	196,0	9:52'21.558
6	26.990	24.680	29.891	2'18.833	3'40.394P	195,3	9:56'01.952
7	44.804	30.493	37.941	5'28.094	7'21.332P	133,0	10:03'23.284

3 S. PELLEGRINELLI							
Lap	Seg.1	Seg.2	Seg.3	Seg.4	Lap Time	km/h	Local Time
1		29.612	34.046	26.589		181,8	9:42'21.827
2	28.417	25.997	31.254	1'48.812	3'14.480P	187,2	9:45'36.307

18 N. NATALONI (1'47.286)							
Lap	Seg.1	Seg.2	Seg.3	Seg.4	Lap Time	km/h	Local Time
1		32.455	38.729	29.589		183,4	9:43'23.970
2	32.351	28.492	33.232	26.423	2'00.498	193,2	9:45'24.468
3	31.279	26.771	32.180	24.867	1'55.097	193,5	9:47'19.565
4	29.812	26.492	31.783	25.036	1'53.123	193,5	9:49'12.688
5	30.120	26.558	31.128	24.367	1'52.173	193,2	9:51'04.861
6	29.869	26.042	30.756	24.144	1'50.811	193,9	9:52'55.672
7	28.863	25.925	31.147	24.081	1'50.016	194,9	9:54'45.688
8	28.669	27.884	34.631	38.253	2'09.437	189,8	9:56'55.125
9	2'51.451	28.537	31.523	24.237	4'15.748	194,2	10:01'10.873
10	28.713	26.541	30.885	24.192	1'50.331	194,2	10:03'01.204
11	28.768	25.615	30.197	23.687	1'48.267	194,9	10:04'49.471
12	28.132	25.567	30.055	23.532	1'47.286	193,5	10:06'36.757

4 S. TAVANO (1'43.804)							
Lap	Seg.1	Seg.2	Seg.3	Seg.4	Lap Time	km/h	Local Time
1		29.211	34.497	26.007		177,6	9:42'13.319
2	29.005	26.859	34.379	37.650	2'07.893P	182,1	9:44'21.212
3	3'46.314	26.202	30.360	23.727	5'06.603P	190,8	9:49'27.815
4	26.646	25.147	29.210	23.064	1'44.067	193,9	9:51'11.882
5	26.534	24.782	29.163	23.517	1'43.996	194,6	9:52'55.878
6	27.239	24.926	30.150	39.650	2'01.965P	192,2	9:54'57.843
7	1'58.095	26.686	31.735	31.923	3'28.439P	183,1	9:58'26.282
8	26.717	24.770	29.262	27.445	1'48.194C	193,9	10:00'14.476
9	26.923	24.687	29.030	23.164	1'43.804	193,9	10:01'58.280
10	27.291	24.786	29.053	23.031	1'44.161	194,2	10:03'42.441
11	26.894	24.670	29.198	23.127	1'43.889	193,5	10:05'26.330

19 E. SCALVINI (1'47.242)							
Lap	Seg.1	Seg.2	Seg.3	Seg.4	Lap Time	km/h	Local Time
1		32.174	35.288	26.097		173,9	9:42'33.266
2	29.865	26.657	32.111	40.982	2'09.615P	188,8	9:44'42.881
3	4'21.754	28.656	39.355	24.912	5'54.677P	111,5	9:50'37.558
4	29.024	25.487	30.817	24.512	1'49.840	189,1	9:52'27.398
5	28.222	25.924	30.625	24.233	1'49.004	191,8	9:54'16.402
6	27.864	25.299	30.830	24.023	1'48.016	189,5	9:56'04.418
7	27.924	25.174	30.363	23.781	1'47.242	191,5	9:57'51.660
8	27.873	25.492	30.189	39.758	2'03.312P	191,8	9:59'54.972
9	2'35.457	25.869	31.502	23.944	3'56.772P	184,0	10:03'51.744
10	28.252	25.784	30.350	24.432	1'48.818	189,8	10:05'40.562

6 R. GURRIERI (1'46.116)							
Lap	Seg.1	Seg.2	Seg.3	Seg.4	Lap Time	km/h	Local Time
1		29.111	36.153	25.569		156,1	9:42'34.279
2	29.957	26.296	32.935	24.443	1'53.631	165,6	9:44'27.910
3	28.001	25.194	29.744	24.033	1'46.972	191,8	9:46'14.882
4	27.581	25.150	29.894	23.491	1'46.116	191,5	9:48'00.998
5	29.621	28.195	32.283	42.859	2'12.958P	189,8	9:50'13.956
6	2'36.811	25.804	30.032	23.855	3'56.502P	192,2	9:54'10.458
7	27.694	26.658	31.909	25.144	1'51.405	185,9	9:56'01.863
8	28.428	25.093		1'47.368C	191,5	9:57'49.231	
9	27.691	26.219	30.480	38.976	2'03.366P	191,5	9:59'52.597
10	1'54.557	25.868	29.923	23.549	3'13.897P	193,2	10:03'06.494
11	27.953	25.121		1'46.384	192,2	10:04'52.878	
12	27.827	25.076		1'46.570	192,2	10:06'39.448	

21 N. GUIDA (1'47.199)							
Lap	Seg.1	Seg.2	Seg.3	Seg.4	Lap Time	km/h	Local Time
1		32.344	39.704	39.101		147,9	9:42'52.876
2	4'08.925	29.949	34.898	26.295	5'40.067P	175,6	9:48'32.943
3	29.740	25.919	30.503	25.079	1'51.241	190,8	9:50'24.184
4	28.063	25.636	30.902	23.765	1'48.366	189,5	9:52'12.550
5	28.177	26.049	30.735	23.390	1'48.351	189,1	9:54'00.901
6	27.904	25.606	30.762	23.542	1'47.814	189,8	9:55'48.715
7	27.848	26.639	33.439	40.848	2'08.774P	172,0	9:57'57.489
8	1'34.122	26.314	31.053	23.978	2'55.467P	189,5	10:00'52.956
9	28.058	25.971	31.203	23.684	1'48.916	189,5	10:02'41.872
10	27.986	25.304	30.463	23.446	1'47.199	190,5	10:04'29.071
11	27.929	25.603	30.586	23.428	1'47.546	190,1	10:06'16.617

9 M. POLONI (1'45.634)							
Lap	Seg.1	Seg.2	Seg.3	Seg.4	Lap Time	km/h	Local Time
1		28.856	33.942	25.968		166,2	9:42'13.968
2	29.111	27.704	34.560	25.023	1'56.398	190,8	9:44'10.366
3	27.657	25.662	29.936	23.439	1'46.694	191,8	9:45'57.060
4	27.596	25.390	29.802	23.616	1'46.404	191,8	9:47'43.464
5	27.685	25.409	30.053	41.040	2'04.187P	190,5	9:49'47.651
6	5'49.521	30.704	30.026	23.959	7'14.210P	193,2	9:57'01.861
7	27.559	25.103	29.564	23.408	1'45.634	193,5	9:58'47.495
8	27.539	25.280	29.406	23.671	1'45.896C	194,2	10:00'33.391
9	27.607	25.431	29.960	23.350	1'46.348	191,2	10:02'19.739
10	27.570	25.442	29.556	23.194	1'45.762	193,9	10:04'05.501
11	27.660	25.648	30.273	23.732	1'47.313	191,5	10:05'52.814

23 F. ANTONELLO (1'46.285)							
Lap	Seg.1	Seg.2	Seg.3	Seg.4	Lap Time	km/h	Local Time
1							9:40'57.355
2	59.344	40.408	39.063	28.425	2'47.240P	161,4	9:43'44.595
3	30.929	26.438	30.469	24.663	1'52.499	191,2	9:45'37.094
4	28.036	25.564	30.130	23.457	1'47.187	192,2	9:47'24.281
5	27.752	25.396	30.628	2'05.984	3'29.760P	192,2	9:50'54.041
6	46.181	25.573	30.066	23.954	2'05.774P	192,5	9:52'59.815
7	27.710	25.507	30.436	23.515	1'47.168	192,2	9:54'46.983
8	28.215	25.798	30.140	23.192	1'47.345	191,5	9:56'34.328

31/07/2020

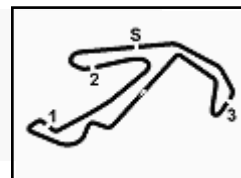
P = Pits In/Out - C = Lap Time Cancelled



ACI Global Servizi



Powered By PERUGIA TIMING



ACI Racing Weekend Misano 30 Luglio-2 Agosto 2020
TCR Italy Touring Car Championship - Chronological Analysis Free Practice 1

Misano Circuit Sic 58.4.226 m

2 / 3

9	27.848	25.605	30.218	23.517	1'47.188	191,5	9:58'21.516
10	27.543	25.434	30.029	23.279	1'46.285		10:00'07.801
11	27.739	25.241	31.556	1'53.269	3'17.805P	189,8	10:03'25.606

24 G. MANOLIO (1'53.225)

Lap	Seg.1	Seg.2	Seg.3	Seg.4	Lap Time	km/h	Local Time
1							9:40'54.408
2	1'01.500	37.508	41.767	28.711	2'49.486P	137,8	9:43'43.894
3	33.247	27.602	34.170	26.963	2'01.982	186,9	9:45'45.876
4	30.350	27.261	33.677	26.035	1'57.323	187,5	9:47'43.199
5	29.772	27.099	32.010	25.842	1'54.723	188,2	9:49'37.922
6	29.444	26.861	32.786	24.792	1'53.883	188,2	9:51'31.805
7	29.257	26.716	31.720	25.632	1'53.325	188,2	9:53'25.130
8	29.452	26.872	31.724	25.177	1'53.225	187,8	9:55'18.355
9	28.726	28.266	38.279	2'38.993	4'14.264P	173,1	9:59'32.619
10	55.952	28.369	34.310	25.863	2'24.494P	184,3	10:01'57.113
11	30.660	26.846	31.761	24.729	1'53.996	186,9	10:03'51.109
12	31.122	27.564	32.171	25.704	1'56.561	186,9	10:05'47.670

25 A. GIARDELLI (1'44.911)

Lap	Seg.1	Seg.2	Seg.3	Seg.4	Lap Time	km/h	Local Time
1		29.744	32.140	24.587		181,8	9:42'55.588
2	27.588	25.338	33.768	24.287	1'50.981	169,0	9:44'46.569
3	27.235	25.095	29.820	23.349	1'45.499	190,1	9:46'32.068
4	27.267	24.863	29.795	23.222	1'45.147	190,1	9:48'17.215
5	27.270	26.894	30.886	2'09.312	3'34.362P	188,5	9:51'51.577
6	48.638	28.097	32.753	23.378	2'12.866P	169,8	9:54'04.443
7	26.992	24.959	29.681	23.279	1'44.911	189,8	9:55'49.354
8	27.711	25.532	30.235	23.552	1'47.030	189,5	9:57'36.384
9	28.054	25.113	29.972	25.669	1'48.808	190,8	9:59'25.192
10	27.455	25.149	29.734	31.178	1'53.516	190,8	10:01'18.708
11	27.551	25.179	29.668	23.204	1'45.602	189,5	10:03'04.310
12	27.259	24.994	30.381	36.282	1'58.916P	191,5	10:05'03.226

26 F. SAVOIA (1'46.195)

Lap	Seg.1	Seg.2	Seg.3	Seg.4	Lap Time	km/h	Local Time
1		34.806	36.367	26.497		161,2	9:42'44.717
2	29.098	25.664	29.910	24.146	1'48.818	192,9	9:44'33.535
3	27.550	26.056	30.335	23.544	1'47.485	191,8	9:46'21.020
4	27.379	25.423	29.797	23.596	1'46.195	192,2	9:48'07.215
5	27.644	26.641	33.673	41.583	2'09.541P	168,8	9:50'16.756
6	2'03.866	26.370	30.211	23.898	3'24.345P	190,1	9:53'41.101
7	27.008	25.010	31.139	23.193	1'46.350	189,5	9:55'27.451
8	26.945	28.057	36.638	27.736	1'59.376	161,2	9:57'26.827
9	27.274	25.093	30.993	39.034	2'02.394P	187,5	9:59'29.221

28 F. PAOLINO (1'46.741)

Lap	Seg.1	Seg.2	Seg.3	Seg.4	Lap Time	km/h	Local Time
1							9:40'48.701
2	57.302	34.800	38.398	27.703	2'38.203P	147,1	9:43'26.904
3	31.526	27.368	33.607	25.612	1'58.113	191,8	9:45'25.017
4	30.019	26.734	31.634	24.468	1'52.855	191,5	9:47'17.872
5	28.481	25.999	30.994	24.538	1'50.012	193,2	9:49'07.884
6	28.526	25.810	30.530	24.032	1'48.898	192,2	9:50'56.782
7	28.114	25.707	30.466	24.230	1'48.517	191,8	9:52'45.299
8	28.122	25.933	32.111	2'12.333	3'38.499P	191,8	9:56'23.798
9	44.454	26.248	30.724	25.489	2'06.915P	192,2	9:58'30.713
10	27.867	25.773	30.063	23.977	1'47.680	192,9	10:00'18.393
11	27.492	25.601	29.956	23.692	1'46.741	191,8	10:02'05.134
12	27.456	25.463	30.138	24.173	1'47.230	193,9	10:03'52.364

43 R. ROMAGNOLI (1'44.753)

Lap	Seg.1	Seg.2	Seg.3	Seg.4	Lap Time	km/h	Local Time
1		30.262	33.521	26.565		180,0	9:42'27.650
2	28.845	26.205	30.890	24.455	1'50.395	189,8	9:44'18.045
3	27.726	25.440	30.189	24.366	1'47.721	189,8	9:46'05.766
4	27.465	25.614	29.939	24.292	1'47.310	190,1	9:47'53.076
5	27.826	26.726	31.680	24.448	1'50.680	189,5	9:49'43.756
6	27.106	25.044	30.375	23.714	1'46.239	190,1	9:51'29.995
7	28.308	25.939	32.229	3'52.593	5'19.069P	186,5	9:56'49.064
8	49.852	25.990	30.138	23.746	2'09.726P	187,2	9:58'58.790
9	26.921	24.931	29.492	23.409	1'44.753	190,8	10:00'43.543
10	27.274	24.893	31.141	27.106	1'50.414	188,8	10:02'33.957

44 M. IMBERTI (1'45.112)

Lap	Seg.1	Seg.2	Seg.3	Seg.4	Lap Time	km/h	Local Time
1							9:40'51.590
2	55.710	32.176	37.732	27.649	2'33.267P	151,9	9:43'24.857
3	32.363	27.160	31.374	24.697	1'55.594	193,9	9:45'20.451
4	28.119	25.274	30.187	23.587	1'47.167	194,9	9:47'07.618
5	27.749	25.108	29.926	23.500	1'46.283	194,9	9:48'53.901
6	28.317	25.154	29.758	23.348	1'46.577	195,3	9:50'40.478
7	27.727	25.376	31.361	2'45.276	4'09.740P	195,7	9:54'50.218
8	47.967	28.817	29.816	23.510	2'10.110P	194,2	9:57'00.328
9	27.584	24.829	29.531	23.307	1'45.251	195,3	9:58'45.579
10	27.512	24.790	29.533	23.966	1'45.801	195,3	10:00'31.380
11	28.052	24.987	29.568	23.277	1'45.884	194,9	10:02'17.264
12	27.477	24.859	29.603	23.173	1'45.112	194,9	10:04'02.376
13	27.437	25.061	29.790	23.528	1'45.816	194,6	10:05'48.192

47 E. CARMINATI (1'44.662)

Lap	Seg.1	Seg.2	Seg.3	Seg.4	Lap Time	km/h	Local Time
1		29.067	33.551	26.600		189,8	9:42'49.811
2	29.931	26.814	30.376	24.520	1'51.641	195,7	9:44'41.452
3	28.719	25.631	29.822	23.850	1'48.022	195,3	9:46'29.474
4	27.479	25.036	29.302	23.428	1'45.245	196,7	9:48'14.719
5	27.885	25.348	29.581	2'47.542	4'10.356P	196,0	9:52'25.075
6	51.770	26.106	29.748	24.248	2'11.872P	196,4	9:54'36.947
7	27.726	24.814	29.440	23.752	1'45.732	195,7	9:56'22.679
8	27.567	24.929	29.246	23.383	1'45.125	194,9	9:58'07.804
9	27.418	24.723	29.317	23.204	1'44.662	196,0	9:59'52.466
10	27.595	24.835	29.377	23.602	1'45.409	196,4	10:01'37.875

63 F. GIROLAMI (1'43.456)

Lap	Seg.1	Seg.2	Seg.3	Seg.4	Lap Time	km/h	Local Time
1		27.528	33.421	32.296		187,2	9:57'58.375
2	27.093	24.819	29.706	23.076	1'44.694	189,1	9:59'43.069
3	27.193	25.423	31.533	33.811	1'57.960P	186,5	10:01'41.029
4	1'44.867	27.285	31.024	24.122	3'07.298P	186,5	10:04'48.327
5	26.670	24.531	29.379	22.876	1'43.456	189,5	10:06'31.783

64 M. MUGELLI (1'44.906)

Lap	Seg.1	Seg.2	Seg.3	Seg.4	Lap Time	km/h	Local Time
1		25.304	29.919	23.759		191,2	9:55'45.479
2	27.220	24.750	34.135	24.253	1'50.358	191,5	9:57'35.837
3	27.209	24.815	29.729	23.220	1'44.973	192,2	9:59'20.810
4	28.648	25.368	30.062	23.414	1'47.492	193,5	10:01'08.302
5	27.276	24.870	31.529	24.238	1'47.913	193,2	10:02'56.215
6	27.341	24.700	29.694	23.171	1'44.906	192,9	10:04'41.121
7	27.872	24.904	29.855	23.486	1'46.117	192,5	10:06'27.238

67 M. PELLEGRINI (1'43.432)

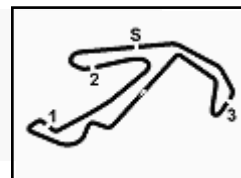
Lap	Seg.1	Seg.2	Seg.3	Seg.4	Lap Time	km/h	Local Time
-----	-------	-------	-------	-------	----------	------	------------

31/07/2020

P = Pits In/Out - C = Lap Time Cancelled



Powered By PERUGIA TIMING



ACI Racing Weekend Misano 30 Luglio-2 Agosto 2020

TCR Italy Touring Car Championship - Chronological Analysis Free Practice 1

Misano Circuit Sic 58 4.226 m

3 / 3

Lap	Seg.1	Seg.2	Seg.3	Seg.4	Lap Time	km/h	Local Time																																																																																																																								
1					9:41'05.164	9	27.091	25.018	29.575	23.312	1'44.996	194,9	10:01'05.995																																																																																																																		
2	53.044	28.504	36.812	29.593	2'27.953P	153,0	9:43'33.117	10	27.081	24.743	29.428	22.841	1'44.093	192,2	10:02'50.088																																																																																																																
3	28.324	25.718	31.167	24.184	1'49.393	195,3	9:45'22.510	11	27.120	24.960	29.844	25.212	1'47.136	193,5	10:04'37.224																																																																																																																
4	27.742	25.117	29.767	23.325	1'45.951	193,5	9:47'08.461	<table border="1"> <thead> <tr> <th colspan="8">94 R. RUBERTI (1'48.793)</th> </tr> <tr> <th>Lap</th> <th>Seg.1</th> <th>Seg.2</th> <th>Seg.3</th> <th>Seg.4</th> <th>Lap Time</th> <th>km/h</th> <th>Local Time</th> </tr> </thead> <tbody> <tr> <td>1</td> <td></td> <td></td> <td></td> <td></td> <td>9:50'46.537</td> <td></td> <td></td> </tr> <tr> <td>2</td> <td>1'04.959</td> <td>34.134</td> <td>38.965</td> <td>30.986</td> <td>2'49.044P</td> <td>175,6</td> <td>9:43'24.252</td> </tr> <tr> <td>3</td> <td>36.098</td> <td>28.895</td> <td>34.957</td> <td>3'16.224</td> <td>4'56.174P</td> <td>188,8</td> <td>9:48'20.426</td> </tr> <tr> <td>4</td> <td>56.760</td> <td>31.165</td> <td>35.556</td> <td>26.983</td> <td>2'30.464P</td> <td>188,2</td> <td>9:50'50.890</td> </tr> <tr> <td>5</td> <td>31.390</td> <td>27.382</td> <td>34.241</td> <td>27.122</td> <td>2'00.135</td> <td>182,1</td> <td>9:52'51.025</td> </tr> <tr> <td>6</td> <td>30.923</td> <td>27.474</td> <td>34.505</td> <td>26.168</td> <td>1'59.070</td> <td>190,8</td> <td>9:54'50.095</td> </tr> <tr> <td>7</td> <td>30.202</td> <td>26.464</td> <td>32.646</td> <td>25.777</td> <td>1'55.089</td> <td>191,2</td> <td>9:56'45.184</td> </tr> <tr> <td>8</td> <td>29.777</td> <td>26.690</td> <td>32.039</td> <td>25.004</td> <td>1'53.510</td> <td>191,5</td> <td>9:58'38.694</td> </tr> <tr> <td>9</td> <td>29.384</td> <td>26.117</td> <td>31.907</td> <td>24.559</td> <td>1'51.967</td> <td>191,2</td> <td>10:00'30.661</td> </tr> <tr> <td>10</td> <td>29.535</td> <td>25.993</td> <td>31.769</td> <td>24.772</td> <td>1'52.069</td> <td>176,8</td> <td>10:02'22.730</td> </tr> <tr> <td>11</td> <td>28.817</td> <td>25.843</td> <td>31.316</td> <td>23.985</td> <td>1'49.961</td> <td>190,5</td> <td>10:04'12.691</td> </tr> <tr> <td>12</td> <td>28.560</td> <td>25.659</td> <td>30.710</td> <td>23.864</td> <td>1'48.793</td> <td>191,2</td> <td>10:06'01.484</td> </tr> </tbody> </table>								94 R. RUBERTI (1'48.793)								Lap	Seg.1	Seg.2	Seg.3	Seg.4	Lap Time	km/h	Local Time	1					9:50'46.537			2	1'04.959	34.134	38.965	30.986	2'49.044P	175,6	9:43'24.252	3	36.098	28.895	34.957	3'16.224	4'56.174P	188,8	9:48'20.426	4	56.760	31.165	35.556	26.983	2'30.464P	188,2	9:50'50.890	5	31.390	27.382	34.241	27.122	2'00.135	182,1	9:52'51.025	6	30.923	27.474	34.505	26.168	1'59.070	190,8	9:54'50.095	7	30.202	26.464	32.646	25.777	1'55.089	191,2	9:56'45.184	8	29.777	26.690	32.039	25.004	1'53.510	191,5	9:58'38.694	9	29.384	26.117	31.907	24.559	1'51.967	191,2	10:00'30.661	10	29.535	25.993	31.769	24.772	1'52.069	176,8	10:02'22.730	11	28.817	25.843	31.316	23.985	1'49.961	190,5	10:04'12.691	12	28.560	25.659	30.710	23.864	1'48.793	191,2	10:06'01.484
94 R. RUBERTI (1'48.793)																																																																																																																															
Lap	Seg.1	Seg.2	Seg.3	Seg.4	Lap Time	km/h	Local Time																																																																																																																								
1					9:50'46.537																																																																																																																										
2	1'04.959	34.134	38.965	30.986	2'49.044P	175,6	9:43'24.252																																																																																																																								
3	36.098	28.895	34.957	3'16.224	4'56.174P	188,8	9:48'20.426																																																																																																																								
4	56.760	31.165	35.556	26.983	2'30.464P	188,2	9:50'50.890																																																																																																																								
5	31.390	27.382	34.241	27.122	2'00.135	182,1	9:52'51.025																																																																																																																								
6	30.923	27.474	34.505	26.168	1'59.070	190,8	9:54'50.095																																																																																																																								
7	30.202	26.464	32.646	25.777	1'55.089	191,2	9:56'45.184																																																																																																																								
8	29.777	26.690	32.039	25.004	1'53.510	191,5	9:58'38.694																																																																																																																								
9	29.384	26.117	31.907	24.559	1'51.967	191,2	10:00'30.661																																																																																																																								
10	29.535	25.993	31.769	24.772	1'52.069	176,8	10:02'22.730																																																																																																																								
11	28.817	25.843	31.316	23.985	1'49.961	190,5	10:04'12.691																																																																																																																								
12	28.560	25.659	30.710	23.864	1'48.793	191,2	10:06'01.484																																																																																																																								
5	27.428	25.277	29.505	23.751	1'45.961	194,6	9:48'54.422																																																																																																																								
6	32.607	25.570	30.235	23.703	1'52.115	194,9	9:50'46.537																																																																																																																								
7	27.337	25.441	29.801	1'42.447	3'05.026P	193,2	9:53'51.563																																																																																																																								
8	47.809	25.334	31.138	2'55.039	4'39.320P	191,8	9:58'30.883																																																																																																																								
9	49.455	27.622	30.662	23.628	2'11.367P	191,2	10:00'42.250																																																																																																																								
10	26.840	24.774	28.994	22.824	1'43.432	194,2	10:02'25.682																																																																																																																								
11	26.918	24.764	29.413	23.086	1'44.181	192,9	10:04'09.863																																																																																																																								
12	26.937	24.844	29.101	23.000	1'43.882	193,5	10:05'53.745																																																																																																																								

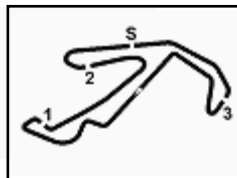
68 E. BRIGLIADORI (1'43.798)							
Lap	Seg.1	Seg.2	Seg.3	Seg.4	Lap Time	km/h	Local Time
1		29.756	35.345	26.303		189,1	9:42'45.176
2	29.602	25.830	29.801	23.541	1'48.774	193,9	9:44'33.950
3	27.858	24.968	30.335	23.029	1'46.190	193,9	9:46'20.140
4	27.337	24.639	29.154	22.905	1'44.035	195,7	9:48'04.175
5	27.258	25.089	29.128	22.851	1'44.326	193,5	9:49'48.501
6	27.247	24.859	29.046	22.894	1'44.046	194,2	9:51'32.547
7	27.887	24.893	29.127	22.853	1'44.760	193,5	9:53'17.307
8	28.674	27.850	33.616	26.743	1'56.883	177,3	9:55'14.190
9	26.945	25.010	29.099	22.828	1'43.882	193,5	9:56'58.072
10	27.711	24.919	30.156	23.346	1'46.132	194,2	9:58'44.204
11	27.003	24.631	29.453	22.711	1'43.798	195,3	10:00'28.002

69 F. RAFFAELE (1'44.980)							
Lap	Seg.1	Seg.2	Seg.3	Seg.4	Lap Time	km/h	Local Time
1		29.705	36.170	26.786		168,0	9:42'44.192
2	31.053	26.710	30.918	24.827	1'53.508	193,2	9:44'37.700
3	28.426	26.168	30.354	23.721	1'48.669	193,5	9:46'26.369
4	27.983	25.574	30.294	23.844	1'47.695	192,9	9:48'14.064
5	27.963	27.769	29.951	24.096	1'49.779C	191,8	9:50'03.843
6	27.805	25.520	29.855	23.782	1'46.962	192,5	9:51'50.805
7	27.820	25.695	31.142	41.320	2'05.977P	192,9	9:53'56.782
8	2'45.626	27.229	32.741	25.309	4'10.905P	193,5	9:58'07.687
9	28.459	25.162	29.643	23.467	1'46.731	194,6	9:59'54.418
10	27.328	25.434	29.435	23.427	1'45.624	193,5	10:01'40.042
11	27.456	25.098	29.584	23.351	1'45.489	193,2	10:03'25.531
12	27.319	25.120	29.308	23.233	1'44.980	192,9	10:05'10.511

92 C. FEDELI (1'47.370)							
Lap	Seg.1	Seg.2	Seg.3	Seg.4	Lap Time	km/h	Local Time
1		33.673	37.908	30.203		168,2	9:42'47.693
2	31.180	26.593	30.671	24.734	1'53.178	191,5	9:44'40.871
3	30.115	28.319	30.842	24.049	1'53.325	190,1	9:46'34.196
4	27.922	26.816	30.302	23.994	1'49.034	190,8	9:48'23.230
5	28.107	25.576	29.893	23.794	1'47.370	191,8	9:50'10.600
6	27.809	26.717	35.148	41.259	2'10.933CP	185,6	9:52'21.533
7	4'01.704	27.654	30.925	24.215	5'24.498P	189,8	9:57'46.031
8	27.958	25.545	30.732	23.552	1'47.787	189,5	9:59'33.818

93 M. GUASTAMACCHIA (1'44.093)							
Lap	Seg.1	Seg.2	Seg.3	Seg.4	Lap Time	km/h	Local Time
1		29.394	34.375	27.325		147,9	9:42'48.736
2	29.505	25.741	30.409	23.991	1'49.646	196,0	9:44'38.382
3	28.028	25.391	29.546	23.165	1'46.130	194,2	9:46'24.512
4	27.270	24.919	29.308	23.190	1'44.687	194,6	9:48'09.199
5	27.231	24.702	29.875	23.006	1'44.814	194,9	9:49'54.013
6	27.489	25.044	29.699	40.159	2'02.391P	194,2	9:51'56.404
7	4'22.242	25.401	29.631	22.888	5'40.162P	192,5	9:57'36.566
8	27.073	24.734	29.529	23.097	1'44.433	194,6	9:59'20.999

31/07/2020 P = Pits In/Out - C = Lap Time Cancelled



ACI Racing Weekend Misano 30 Luglio-2 Agosto 2020

TCR Italy Touring Car Championship - Sector and Speeds Free Practice 1

Misano Circuit Sic 58 4.226 m

BEST LAP			
1	11	JELMINI Felice	Hvundai i30 N TCR 1'43.181
2	67	PELLEGRINI Marco	Hvundai i30 1'43.432
3	63	GIROLAMI Franco	Honda Civic FK7 TCR 1'43.456
4	68	BRIGLIADORI Eric	Audi RS3 LMS 1'43.798
5	4	TAVANO Salvatore	Cupra Leon Comp. TCR 1'43.804
6	93	GUASTAMACCHIA Mauro	Hvundai i30 N TCR 1'44.093
7	47	CARMINATI Ettore	Hvundai i30 N TCR 1'44.662
8	43	ROMAGNOLI Riccardo	VW Golf GTI DSG TCR 1'44.753
9	64	MUGELLI Massimiliano	Honda Civic FK2 TCR 1'44.906
10	25	GIARDELLI Alessandro	Cupra TCR DSG 1'44.911
11	69	RAFFAELE Francesca	Audi RS3 LMS 1'44.980
12	44	IMBERTI Michele	Cupra TCR DSG 1'45.112
13	2	ARGENTI Andrea	Opel Astra TCR 1'45.197
14	9	POLONI Matteo	Audi RS3 LMS DSG 1'45.634
15	6	GURRIERI Raffaele	Cupra TCR DSG 1'46.116
16	26	SAVOIA Francesco	Audi RS3 LMS 1'46.195
17	23	ANTONELLO Fabio	Cupra TCR DSG 1'46.285
18	28	PAOLINO Federico	Honda Civic FK2 TCR 1'46.741
19	21	GUIDA Nicola	Cupra TCR DSG 1'47.199
20	19	SCALVINI Eric	Cupra TCR DSG 1'47.242
21	18	NATALONI Nello	Opel Astra TCR 1'47.286
22	92	FEDELI Carlotta	VW Golf GTI DSG TCR 1'47.370
23	94	RUBERTI Riccardo	Cupra TCR DSG 1'48.793
24	24	MANOLIO Gennaro	VW Golf GTI DSG TCR 1'53.225

SPEED			
1	11	JELMINI Felice	Hyundai i30 N TCR 196,7
2	47	CARMINATI Ettore	Hyundai i30 N TCR 196,7
3	93	GUASTAMACCHIA Mauro	Hyundai i30 N TCR 196,0
4	68	BRIGLIADORI Eric	Audi RS3 LMS 195,7
5	44	IMBERTI Michele	Cupra TCR DSG 195,7
6	67	PELLEGRINI Marco	Hyundai i30 195,3
7	2	ARGENTI Andrea	Opel Astra TCR 194,9
8	18	NATALONI Nello	Opel Astra TCR 194,9
9	4	TAVANO Salvatore	Cupra Leon Comp. TCR 194,6
10	69	RAFFAELE Francesca	Audi RS3 LMS 194,6
11	9	POLONI Matteo	Audi RS3 LMS DSG 194,2
12	28	PAOLINO Federico	Honda Civic FK2 TCR 193,9
13	64	MUGELLI Massimiliano	Honda Civic FK2 TCR 193,5
14	6	GURRIERI Raffaele	Cupra TCR DSG 193,2
15	26	SAVOIA Francesco	Audi RS3 LMS 192,9
16	23	ANTONELLO Fabio	Cupra TCR DSG 192,5
17	92	FEDELI Carlotta	VW Golf GTI DSG TCR 191,8
18	19	SCALVINI Eric	Cupra TCR DSG 191,8
19	94	RUBERTI Riccardo	Cupra TCR DSG 191,5
20	25	GIARDELLI Alessandro	Cupra TCR DSG 191,5
21	21	GUIDA Nicola	Cupra TCR DSG 190,8
22	43	ROMAGNOLI Riccardo	VW Golf GTI DSG TCR 190,8
23	63	GIROLAMI Franco	Honda Civic FK7 TCR 189,5
24	24	MANOLIO Gennaro	VW Golf GTI DSG TCR 188,2
25	3	PELLEGRINELLI Simone	Cupra Leon Comp. TCR 187,2

SEG. 1		
1	4	TAVANO Salvatore 26.534
2	63	GIROLAMI Franco 26.670
3	67	PELLEGRINI Marco 26.840
4	11	JELMINI Felice 26.920
5	43	ROMAGNOLI Riccardo 26.921
6	68	BRIGLIADORI Eric 26.945
7	26	SAVOIA Francesco 26.945
8	25	GIARDELLI Alessandro 26.992
9	93	GUASTAMACCHIA Mauro 27.073
10	64	MUGELLI Massimiliano 27.209
11	69	RAFFAELE Francesca 27.319
12	47	CARMINATI Ettore 27.418
13	44	IMBERTI Michele 27.437
14	28	PAOLINO Federico 27.456
15	9	POLONI Matteo 27.539
16	2	ARGENTI Andrea 27.539
17	23	ANTONELLO Fabio 27.543
18	6	GURRIERI Raffaele 27.581
19	92	FEDELI Carlotta 27.723
20	21	GUIDA Nicola 27.848
21	19	SCALVINI Eric 27.864
22	18	NATALONI Nello 28.132
23	3	PELLEGRINELLI Simone 28.417
24	94	RUBERTI Riccardo 28.560
25	24	MANOLIO Gennaro 28.726

SEG. 2		
1	11	JELMINI Felice 24.434
2	63	GIROLAMI Franco 24.531
3	68	BRIGLIADORI Eric 24.631
4	4	TAVANO Salvatore 24.670
5	64	MUGELLI Massimiliano 24.700
6	93	GUASTAMACCHIA Mauro 24.702
7	47	CARMINATI Ettore 24.723
8	67	PELLEGRINI Marco 24.764
9	44	IMBERTI Michele 24.790
10	25	GIARDELLI Alessandro 24.863
11	43	ROMAGNOLI Riccardo 24.893
12	2	ARGENTI Andrea 24.898
13	26	SAVOIA Francesco 25.010
14	6	GURRIERI Raffaele 25.076
15	69	RAFFAELE Francesca 25.098
16	9	POLONI Matteo 25.103
17	19	SCALVINI Eric 25.174
18	23	ANTONELLO Fabio 25.241
19	21	GUIDA Nicola 25.304
20	28	PAOLINO Federico 25.463
21	92	FEDELI Carlotta 25.545
22	18	NATALONI Nello 25.567
23	94	RUBERTI Riccardo 25.659
24	3	PELLEGRINELLI Simone 25.997
25	24	MANOLIO Gennaro 26.716

SEG. 3		
1	11	JELMINI Felice 28.862
2	67	PELLEGRINI Marco 28.994
3	4	TAVANO Salvatore 29.030
4	68	BRIGLIADORI Eric 29.046
5	47	CARMINATI Ettore 29.246
6	2	ARGENTI Andrea 29.258
7	93	GUASTAMACCHIA Mauro 29.308
8	69	RAFFAELE Francesca 29.308
9	63	GIROLAMI Franco 29.379
10	9	POLONI Matteo 29.406
11	43	ROMAGNOLI Riccardo 29.492
12	44	IMBERTI Michele 29.531
13	25	GIARDELLI Alessandro 29.668
14	64	MUGELLI Massimiliano 29.694
15	6	GURRIERI Raffaele 29.744
16	26	SAVOIA Francesco 29.797
17	92	FEDELI Carlotta 29.893
18	28	PAOLINO Federico 29.956
19	23	ANTONELLO Fabio 30.029
20	18	NATALONI Nello 30.055
21	19	SCALVINI Eric 30.189
22	21	GUIDA Nicola 30.463
23	94	RUBERTI Riccardo 30.710
24	3	PELLEGRINELLI Simone 31.254
25	24	MANOLIO Gennaro 31.720

SEG. 4		
1	68	BRIGLIADORI Eric 22.711
2	67	PELLEGRINI Marco 22.824
3	93	GUASTAMACCHIA Mauro 22.841
4	11	JELMINI Felice 22.863
5	63	GIROLAMI Franco 22.876
6	4	TAVANO Salvatore 23.031
7	64	MUGELLI Massimiliano 23.171
8	44	IMBERTI Michele 23.173
9	23	ANTONELLO Fabio 23.192
10	26	SAVOIA Francesco 23.193
11	9	POLONI Matteo 23.194
12	47	CARMINATI Ettore 23.204
13	25	GIARDELLI Alessandro 23.204
14	69	RAFFAELE Francesca 23.233
15	2	ARGENTI Andrea 23.250
16	21	GUIDA Nicola 23.390
17	43	ROMAGNOLI Riccardo 23.409
18	6	GURRIERI Raffaele 23.491
19	18	NATALONI Nello 23.532
20	92	FEDELI Carlotta 23.552
21	28	PAOLINO Federico 23.692
22	19	SCALVINI Eric 23.781
23	94	RUBERTI Riccardo 23.864
24	24	MANOLIO Gennaro 24.729
25	3	PELLEGRINELLI Simone 26.589

31/07/2020