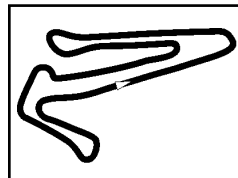


# CAMPIONATO ITALIANO VELOCITA' TURISMO

## CAMP.ITAL. PROTOTIPI

### CAMP.ITAL. PROTOTIPI - Analisi Tempi Giro Prove di Qualificazione



Adria Raceway 2.702 m

1 / 3

#### 2 FRANCISCI C.

Giro	Tempo	T. Giro
	16:52'49.117	
1	16:54'11.517	1'22.400
2	16:55'26.382	1'14.865
3	16:56'40.839	1'14.457
4	16:57'55.836	1'14.997
5	16:59'19.193	1'23.357 P
6	17:08'06.665	8'47.472 P
7	17:09'27.549	1'20.884
8	17:10'41.861	1'14.312
9	17:11'56.370	1'14.509
10	17:13'10.877	1'14.507
11	17:14'32.566	1'21.689
12	17:16'03.718	1'31.152
13	17:17'17.848	1'14.130
14	17:18'31.979	1'14.131
15	17:19'46.212	1'14.233
16	17:21'11.463	1'25.251 P
17	17:24'05.334	2'53.871 P
18	17:25'20.073	1'14.739
19	17:26'34.028	1'13.955
20	17:27'50.936	1'16.908

#### 3 VITA F.

	16:52'21.164	
1	16:53'38.682	1'17.518
2	16:54'56.425	1'17.743
3	16:56'12.714	1'16.289
4	16:57'28.774	1'16.060
5	16:58'44.646	1'15.872
6	17:00'23.243	1'38.597 P
7	17:07'42.340	7'19.097 P
8	17:09'00.043	1'17.703
9	17:10'17.144	1'17.101
10	17:11'34.412	1'17.268
11	17:12'50.929	1'16.517
12	17:14'06.236	1'15.307
13	17:15'21.694	1'15.458
14	17:16'36.941	1'15.247
15	17:17'52.063	1'15.122
16	17:19'06.518	1'14.455
17	17:20'21.193	1'14.675
18	17:21'36.109	1'14.916
19	17:23'07.053	1'30.944 P

#### 4 SERAFINI M.

	16:51'24.959	
1	16:52'45.798	1'20.839
2	16:54'01.045	1'15.247
3	16:55'16.062	1'15.017
4	16:56'48.456	1'32.394
5	16:58'04.330	1'15.874
6	16:59'43.145	1'38.815 P
7	17:07'53.084	8'09.939 P
8	17:09'10.793	1'17.709
9	17:10'25.308	1'14.515
10	17:11'41.001	1'15.693
11	17:12'59.629	1'18.628
12	17:14'15.301	1'15.672
13	17:15'34.769	1'19.468
14	17:17'02.751	1'27.982 P
15	17:20'40.649	3'37.898 P
16	17:21'55.552	1'14.903

17	17:23'09.968	1'14.416
18	17:24'24.491	1'14.523
19	17:25'38.732	1'14.241
20	17:26'53.835	1'15.103
21	17:28'09.812	1'15.977

#### 5 MARGELLI W.

	16:52'33.413	
1	16:53'51.887	1'18.474
2	16:55'08.703	1'16.816
3	16:57'12.546	2'03.843 P
4	17:08'01.762	10'49.216 P
5	17:09'18.663	1'16.901
6	17:11'05.778	1'47.115
7	17:12'55.198	1'49.420 P
8	17:15'15.090	2'19.892 P
9	17:16'31.440	1'16.350
10	17:17'47.118	1'15.678
11	17:19'02.979	1'15.861
12	17:20'19.431	1'16.452
13	17:21'39.162	1'19.731 P
14	17:24'32.715	2'53.553 P
15	17:25'49.014	1'16.299

#### 6 GIANFRANCO .

	16:51'33.910	
1	16:52'53.731	1'19.821
2	16:54'14.405	1'20.674
3	16:55'34.675	1'20.270
4	16:56'50.890	1'16.215
5	16:58'06.490	1'15.600
6	16:59'38.249	1'31.759 P
7	17:07'52.449	8'14.200 P
8	17:09'08.933	1'16.484
9	17:10'24.720	1'15.787
10	17:11'39.656	1'14.936
11	17:12'54.945	1'15.289
12	17:14'24.352	1'29.407 P
13	17:18'24.637	4'00.285 P
14	17:19'40.837	1'16.200
15	17:21'06.318	1'25.481 P
16	17:24'22.821	3'16.503 P
17	17:25'37.763	1'14.942
18	17:26'52.971	1'15.208
19	17:28'13.369	1'20.398

#### 7 BACCARELLI L.

	16:53'54.633	
1	16:55'12.662	1'18.029
2	16:56'30.732	1'18.070
3	16:57'47.752	1'17.020
4	16:59'15.337	1'27.585 P
5	17:07'32.765	8'17.428 P
6	17:08'50.241	1'17.476
7	17:10'06.511	1'16.270
8	17:11'22.865	1'16.354
9	17:12'39.050	1'16.185
10	17:13'55.371	1'16.321
11	17:15'12.458	1'17.087
12	17:16'33.290	1'20.832
13	17:17'49.989	1'16.699
14	17:19'06.158	1'16.169
15	17:20'22.820	1'16.662
16	17:21'49.625	1'26.805
17	17:23'23.036	1'33.411

18	17:24'39.745	1'16.709
19	17:25'56.530	1'16.785
20	17:27'12.936	1'16.406
21	17:28'28.892	1'15.956

#### 8 SERAFINI A.

	16:53'37.641	
1	16:54'59.428	1'21.787
2	16:56'17.588	1'18.160
3	16:57'34.905	1'17.317
4	16:58'53.347	1'18.442
5	17:00'36.342	1'42.995 P
6	17:07'44.470	7'08.128 P
7	17:09'02.424	1'17.954
8	17:10'19.742	1'17.318
9	17:11'36.745	1'17.003
10	17:12'53.524	1'16.779
11	17:14'13.269	1'19.745
12	17:15'37.961	1'24.692
13	17:16'54.713	1'16.752
14	17:18'12.145	1'17.432
15	17:19'29.880	1'17.735
16	17:20'46.741	1'16.861
17	17:22'06.146	1'19.405
18	17:23'34.059	1'27.913
19	17:24'56.910	1'22.851
20	17:26'15.099	1'18.189
21	17:27'33.200	1'18.101

#### 9 RANDACCIO R.

	16:52'49.909	
1	16:54'14.077	1'24.168
2	16:55'32.323	1'18.246
3	16:56'49.338	1'17.015

#### 11 GABELLINI S.

	17:00'08.628	
1	17:07'33.507	7'24.879 P
2	17:09'37.994	2'04.487
3	17:10'54.502	1'16.508
4	17:12'10.475	1'15.973
5	17:13'25.550	1'15.075
6	17:14'40.357	1'14.807
7	17:15'55.413	1'15.056
8	17:17'10.810	1'15.397
9	17:18'30.038	1'19.228
10	17:19'45.122	1'15.084
11	17:21'13.160	1'28.038
12	17:22'28.550	1'15.390
13	17:23'43.749	1'15.199
14	17:24'59.224	1'15.475
15	17:26'24.775	1'25.551 P

#### 14 SPAGNA A.

	16:52'12.005	
1	16:53'32.769	1'20.764
2	16:54'52.565	1'19.796
3	16:56'35.164	1'42.599
4	16:58'26.251	1'51.087 P

#### 15 GALIANI E.

	16:52'18.066	
1	16:53'37.406	1'19.340
2	16:54'56.059	1'18.653

3	16:56'16.336	1'20.277
4	16:57'34.060	1'17.724
5	16:58'51.139	1'17.079
6	17:00'27.014	1'35.875 P
7	17:07'41.256	7'14.242 P
8	17:08'59.570	1'18.314
9	17:10'16.715	1'17.145
10	17:11'33.972	1'17.257
11	17:12'52.802	1'18.830
12	17:14'12.104	1'19.302
13	17:15'29.816	1'17.712
14	17:16'47.367	1'17.551
15	17:18'06.366	1'18.999
16	17:19'24.484	1'18.118
17	17:20'42.579	1'18.095
18	17:22'10.965	1'28.386 P

#### 16 ZARDO D.

	16:51'51.388	
1	16:53'13.364	1'21.976
2	16:54'32.904	1'19.540 P
3	17:07'19.223	12'46.319 P
4	17:08'33.027	1'13.804
5	17:09'46.720	1'13.693
6	17:11'02.638	1'15.918 P
7	17:22'42.512	11'39.874 P
8	17:24'09.839	1'27.327
9	17:25'24.147	1'14.308
10	17:26'37.666	1'13.519
11	17:27'57.472	1'19.806

#### 41 MASCOLO S.

	16:52'53.733	
1	16:54'15.633	1'21.900
2	16:55'35.434	1'19.801
3	16:56'55.433	1'19.999
4	16:58'14.544	1'19.111
5	16:59'53.883	1'39.339 P
6	17:08'11.016	8'17.133 P
7	17:09'31.792	1'20.776
8	17:10'53.927	1'22.135
9	17:12'15.164	1'21.237
10	17:13'37.129	1'21.965
11	17:16'22.018	2'44.889 P

#### 43 DOLFI D.

	16:53'00.395	
1	16:54'20.025	1'19.630

#### 47 MANFRÈ B.

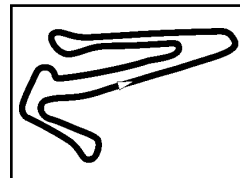
	16:52'35.376	
1	16:53'55.613	1'20.237
2	16:55'14.195	1'18.582
3	16:56'31.948	1'17.753
4	16:57'49.467	1'17.519
5	16:59'17.342	1'27.875 P
6	17:07'57.530	8'40.188 P
7	17:09'15.452	1'17.922
8	17:10'34.357	1'18.905
9	17:11'50.985	1'16.628
10	17:13'08.020	1'17.035
11	17:14'24.653	1'16.633
12	17:15'41.151	1'16.498
13	17:16'57.587	1'16.436
14	17:18'13.911	1'16.324

P = Box In/Out - C = Tempo Invalidato

# CAMPIONATO ITALIANO VELOCITA' TURISMO

## CAMP.ITAL. PROTOTIPI

### CAMP.ITAL. PROTOTIPI - Analisi Tempi Giro Prove di Qualificazione



Adria Raceway 2.702 m

2 / 3

Giro	Tempo	T. Giro
16	17:19'39.388	1'25.477
17	17:20'57.275	1'17.887
18	17:22'15.217	1'17.942
19	17:23'33.386	1'18.169
20	17:24'49.979	1'16.593
21	17:26'06.099	<b>1'16.120</b>
22	17:27'38.359	1'32.260 P

#### 51 FRANCIA F.

16:52'23.351	
1 16:53'46.830	1'23.479
2 16:55'03.342	1'16.512
3 16:56'19.791	1'16.449
4 16:57'36.399	1'16.608
5 16:58'56.080	1'19.681
6 17:00'37.475	1'41.395 P
7 17:08'25.227	7'47.752 P
8 17:09'41.342	1'16.115
9 17:10'57.087	1'15.745
10 17:12'12.349	1'15.262
11 17:13'27.557	1'15.208
12 17:14'45.743	1'18.186 P
13 17:19'44.595	4'58.852 P
14 17:21'01.019	1'16.424
15 17:22'16.215	1'15.196
16 17:23'32.130	1'15.915
17 17:24'49.329	1'17.199
18 17:26'04.722	1'15.393
19 17:27'19.876	<b>1'15.154</b>
20 17:28'46.545	1'26.669 P

#### 52 SGARZI A.

16:52'00.287	
1 16:53'27.388	1'27.101
2 16:55'00.165	1'32.777 P
3 16:57'53.162	2'52.997 P
4 16:59'21.170	1'28.008 P
5 17:07'29.477	8'08.307 P
6 17:08'47.101	1'17.624
7 17:10'36.079	1'48.978
8 17:11'54.396	1'18.317
9 17:13'11.269	1'16.873
10 17:14'28.052	1'16.783
11 17:15'49.361	1'21.309 P
12 17:23'03.746	7'14.385 P
13 17:24'20.180	1'16.434
14 17:25'36.583	1'16.403
15 17:26'52.649	<b>1'16.066</b>
16 17:28'09.017	1'16.368

#### 53 SEMERARO N.

16:52'02.954	
1 16:53'22.288	1'19.334
2 16:54'40.571	1'18.283
3 16:55'58.103	1'17.532
4 16:57'15.873	1'17.770
5 16:58'32.953	1'17.080
6 17:00'10.959	1'38.006 P
7 17:08'08.814	7'57.855 P
8 17:09'30.299	1'21.485
9 17:10'48.108	1'17.809
10 17:12'04.739	<b>1'16.631</b>
11 17:13'22.620	1'17.881

#### 54 ARMETTA M.

17:07'28.996	
1 17:08'46.924	1'17.928
2 17:10'03.440	1'16.516
3 17:11'19.190	1'15.750
4 17:12'37.575	1'18.385 P
5 17:15'54.968	3'17.393 P
6 17:17'10.398	<b>1'15.430</b>
7 17:18'25.881	1'15.483
8 17:19'42.279	1'16.398
9 17:21'00.410	1'18.131 P
10 17:24'55.471	3'55.061 P
11 17:26'11.109	1'15.638
12 17:27'26.707	1'15.598

#### 81 SOLIERI G.

16:52'46.292	
1 16:54'03.035	1'16.743
2 16:55'18.471	1'15.436
3 16:56'38.038	1'19.567
4 16:57'53.557	1'15.519
5 16:59'23.976	1'30.419 P
6 17:08'07.483	8'43.507 P
7 17:09'29.005	1'21.522
8 17:10'44.023	1'15.018
9 17:11'58.962	<b>1'14.939</b>
10 17:13'14.249	1'15.287
11 17:14'39.134	1'24.885 P
12 17:18'11.130	3'31.996 P
13 17:19'28.111	1'16.981
14 17:20'43.086	1'14.975
15 17:22'03.586	1'20.500
16 17:23'19.312	1'15.726
17 17:24'34.604	1'15.292
18 17:25'49.761	1'15.157
19 17:27'07.314	1'17.553
20 17:28'22.592	1'15.278

#### 82 BERTOLA G.

16:51'35.188	
1 16:52'53.216	1'18.028
2 16:54'10.189	1'16.973
3 16:55'26.153	1'15.964
4 16:56'42.856	1'16.703
5 16:58'06.560	1'23.704 P
6 17:12'51.372	14'44.812 P
7 17:14'07.990	1'16.618
8 17:15'23.794	<b>1'15.804</b>
9 17:16'46.431	1'22.637
10 17:18'02.801	1'16.370
11 17:19'19.071	1'16.270
12 17:20'38.933	1'19.862
13 17:21'55.136	1'16.203
14 17:23'19.116	1'23.980
15 17:24'36.541	1'17.425
16 17:25'52.740	1'16.199
17 17:27'16.851	1'24.111
18 17:28'35.143	1'18.292

#### 83 PICCONE F.

16:53'06.968	
1 16:54'25.570	1'18.602
2 16:55'42.716	1'17.146
3 16:56'58.666	1'15.950

4 16:58'14.798	1'16.132
5 16:59'51.923	1'37.125 P
6 17:07'47.733	7'55.810 P
7 17:09'05.575	1'17.842
8 17:10'21.097	1'15.522
9 17:11'37.456	1'16.359
10 17:12'54.391	1'16.935
11 17:14'16.466	1'22.075
12 17:15'33.007	1'16.541
13 17:16'48.367	1'15.360
14 17:18'04.787	1'16.420
15 17:19'20.013	<b>1'15.226</b>
16 17:20'36.781	1'16.768
17 17:21'52.342	1'15.561
18 17:23'08.565	1'16.223
19 17:24'24.225	1'15.660
20 17:25'45.540	1'21.315
21 17:27'01.408	1'15.868
22 17:28'17.344	1'15.936

#### 84 GHIOTTO F.

16:53'21.130	
1 16:54'37.182	1'16.052
2 16:55'52.466	1'15.284
3 16:57'08.891	1'16.425
4 16:58'24.358	1'15.467
5 16:59'55.939	1'31.581 P
6 17:08'01.932	8'05.993 P
7 17:09'16.695	1'14.763
8 17:10'31.499	1'14.804
9 17:11'45.375	<b>1'13.876</b>
10 17:13'06.739	1'21.364
11 17:14'25.727	1'18.988 P
12 17:18'24.917	3'59.190 P
13 17:19'39.742	1'14.825
14 17:20'54.246	1'14.504
15 17:22'08.564	1'14.318
16 17:23'23.855	1'15.291
17 17:24'47.719	1'23.864
18 17:26'03.304	1'15.585
19 17:27'18.107	1'14.803
20 17:28'32.673	1'14.566

#### 85 TULLIO M.

16:52'01.764	
1 16:53'21.854	1'20.090
2 16:54'41.216	1'19.362
3 16:55'59.516	1'18.300
4 16:57'17.924	1'18.408
5 16:58'35.673	1'17.749
6 17:00'12.804	1'37.131 P
7 17:07'46.559	7'33.755 P
8 17:09'06.896	1'20.337
9 17:10'24.451	1'17.555
10 17:11'44.141	1'19.690
11 17:13'02.914	1'18.773
12 17:14'20.707	1'17.793
13 17:15'38.616	1'17.909
14 17:16'56.597	1'17.981
15 17:18'13.418	<b>1'16.821</b>
16 17:19'31.758	1'18.340
17 17:20'49.295	1'17.537
18 17:22'06.752	1'17.457
19 17:23'26.126	1'19.374
20 17:24'53.465	1'27.339

21 17:26'21.806	1'28.341 P
-----------------	------------

#### 87 MERCENARO G.

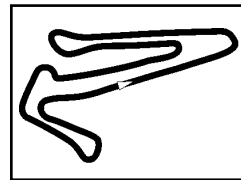
16:53'18.526	
1 16:54'48.332	1'29.806
2 16:56'19.695	1'31.363
3 16:57'47.288	1'27.593
4 16:59'40.408	1'53.120 P
5 17:07'49.536	8'09.128 P
6 17:09'37.471	1'47.935
7 17:11'04.277	1'26.806
8 17:12'29.464	1'25.187
9 17:13'52.240	1'22.776
10 17:15'17.244	1'25.004
11 17:16'41.434	1'24.190
12 17:18'07.914	1'26.480
13 17:19'33.509	1'25.595
14 17:20'56.412	1'22.903
15 17:22'20.336	1'23.924
16 17:23'43.180	1'22.844
17 17:25'06.421	1'23.241
18 17:26'28.706	<b>1'22.285</b>
19 17:27'52.386	1'23.680

P = Box In/Out - C = Tempo Invalidato

**CAMPIONATO ITALIANO VELOCITA' TURISMO**

**CAMP.ITAL. PROTOTIPI**

**CAMP.ITAL. PROTOTIPI - Analisi Tempi Giro Prove di Qualificazion**



Adria Raceway 2.702 m

3 / 3

P = Box In/Out - C = Tempo Invalidato