

# Misano Racing Weekend 25-27 Settembre 2015

## C. I. Gran Turismo - Analisi Tempi Gara 1

Misano World Circuit 4.226 m

Start at 17:32'10.795

1 / 4

### 1 Scuderia Baldini 27 Network (1'34.510)

Giro	Seg. 1	Seg. 2	T. Giro	km/h	Local Time
<b>GIAMMARRIA R.</b>					
2	29.097	36.378	1'39.453	216,9	17:33'50.248
3	24.901	36.092	1'34.741	218,6	17:35'24.989
4	24.922	36.055	1'34.529	219,5	17:36'59.518
5	25.163	36.039	1'34.856	219,5	17:38'34.374
6	25.033	<b>35.977</b>	1'34.605	219,1	17:40'08.979
7	<b>24.753</b>	36.046	1'34.510	218,6	17:41'43.489
8	25.059	36.276	1'35.339	219,5	17:43'18.828
9	24.834	36.267	1'34.762	218,6	17:44'53.990
10	24.898	36.082	1'34.924	218,6	17:46'28.514
11	24.861	36.178	1'34.972	218,6	17:48'03.486
12	24.965	36.146	1'34.789	220,0	17:49'38.275
13	25.061	36.171	1'35.681	<b>220,9</b>	17:51'13.956
14	25.309	36.092	1'35.927	<b>220,9</b>	17:52'49.883
15	25.627	36.579	2'41.994	P 218,6	17:55'31.877
<b>CASÈ L.</b>					
16	33.385	1'01.943	2'36.742	P 125,0	17:58'08.619
17	39.658	1'01.127	2'37.278	103,7	18:00'45.897
18	37.672	1'04.587	2'24.579	103,6	18:03'10.476
19	26.674	37.987	1'40.418	217,7	18:04'50.894
20	26.295	38.066	1'47.430	218,2	18:06'38.324
21	38.173	55.052	2'15.084	111,3	18:08'53.408
22	26.329	36.835	1'37.243	218,2	18:10'30.651
23	25.614	36.432	1'36.158	219,5	18:12'06.809
24	25.130	36.222	1'35.196	219,5	18:13'42.005
25	24.864	36.355	1'35.082	218,6	18:15'17.087
26	24.801	36.206	1'34.999	218,6	18:16'52.086
27	26.347	36.546	1'36.984	218,6	18:18'29.070
28	24.938	36.267	1'34.916	218,2	18:20'03.986
29	25.442	36.470	1'35.696	218,6	18:21'39.682
30	24.965	36.331	1'35.241	220,0	18:23'14.923

### 3 Racing Studios (1'35.736)

Giro	Seg. 1	Seg. 2	T. Giro	km/h	Local Time
<b>BIAGI T.</b>					
2	31.491	38.236	1'44.222	220,9	17:33'55.017
3	25.607	36.601	1'36.533	220,9	17:35'31.550
4	25.454	36.443	1'36.403	221,8	17:37'07.953
5	25.568	36.436	1'36.346	219,5	17:38'44.299
6	26.056	36.637	1'36.500	220,0	17:40'20.799
7	25.538	36.392	1'36.383	220,9	17:41'57.182
8	25.433	36.619	1'36.158	220,9	17:43'33.340
9	25.918	37.179	1'37.819	220,4	17:45'11.159
10	25.417	36.760	1'36.605	220,0	17:46'47.764
11	25.320	<b>36.331</b>	1'36.088	220,4	17:48'23.852
12	25.444	37.158	1'36.709	220,9	17:50'00.561
13	25.723	36.670	1'36.775	220,4	17:51'37.336
14	25.599	37.196	1'37.264	222,2	17:53'14.600
15	25.633	36.439	2'44.509	P 220,0	17:55'59.109
<b>PEZZUCCHI A.</b>					
16	33.483	40.167	2'15.355	P 87,2	17:58'14.464
17	38.473	1'02.090	2'37.457	116,4	18:00'51.921
18	37.139	1'05.503	2'25.733	113,7	18:03'17.654
19	28.139	39.000	1'43.289	219,1	18:05'00.943
20	27.443	38.317	1'42.835	219,5	18:06'43.778
21	39.882	52.608	2'13.276	117,1	18:08'57.054
22	26.298	38.131	1'41.131	<b>227,8</b>	18:10'38.185
23	26.466	36.909	1'38.180	220,0	18:12'16.365
24	26.104	36.638	1'36.864	220,0	18:13'53.229
25	<b>25.205</b>	36.393	1'35.736	220,9	18:15'28.965
26	25.594	36.411	1'35.956	220,0	18:17'04.921
27	25.254	36.419	1'35.934	220,4	18:18'40.855
28	25.663	36.674	1'36.634	220,0	18:20'17.489
29	25.763	36.578	1'37.027	220,0	18:21'54.516
30	25.719	36.398	1'36.883	222,7	18:23'31.399

### 6 Audi Sport Italia (1'34.237)

Giro	Seg. 1	Seg. 2	T. Giro	km/h	Local Time
<b>CAPELLO R.</b>					
2	31.133	37.661	1'42.573	220,4	17:33'53.368
3	26.065	36.470	1'36.658	221,3	17:35'30.026
4	25.656	36.379	1'36.251	219,1	17:37'06.277
5	25.237	36.447	1'35.439	220,4	17:38'41.716
6	25.253	36.089	1'35.008	220,9	17:40'16.724
7	25.327	36.179	1'35.264	221,3	17:41'51.988
8	25.355	36.205	1'37.079	220,9	17:43'29.067
9	26.060	37.225	1'37.314	219,1	17:45'06.381
10	25.117	36.092	1'35.085	220,0	17:46'41.466

11	25.055	36.198	1'35.073	220,9	17:48'16.539
12	25.430	36.317	1'35.465	220,4	17:49'52.004
13	25.502	36.514	1'35.930	220,9	17:51'27.934
14	25.258	36.205	2'41.045	P 221,8	17:54'08.979
<b>ZONZINI E.</b>					
15	31.780	36.076	1'42.126	P 221,8	17:55'51.105
16	27.077	52.923	2'20.935	96,2	17:58'12.040
17	38.703	1'01.686	2'37.123	112,0	18:00'49.163
18	37.127	1'05.005	2'24.775	141,5	18:03'13.938
19	27.263	39.060	1'43.276	204,2	18:04'57.214
20	26.719	38.205	1'44.181	198,2	18:06'41.395
21	38.767	53.895	2'13.842	112,0	18:08'55.237
22	25.876	36.656	1'36.372	221,8	18:10'31.609
23	25.432	36.359	1'36.300	223,6	18:12'07.909
24	25.110	35.865	1'34.620	223,1	18:13'42.529
25	25.012	35.848	1'35.053	223,1	18:15'17.582
26	24.924	35.965	1'34.621	<b>224,1</b>	18:16'52.203
27	25.847	36.059	1'35.729	221,8	18:18'27.932
28	24.999	<b>36.779</b>	1'34.237	223,1	18:20'02.169
29	<b>24.906</b>	35.918	1'35.196	223,6	18:21'37.365
30	25.442	36.346	1'36.077	221,8	18:23'13.442

### 7 Audi Sport Italia (1'34.096)

Giro	Seg. 1	Seg. 2	T. Giro	km/h	Local Time
<b>AMICIA A.</b>					
2	28.744	36.490	1'38.930	218,6	17:33'49.725
3	24.989	36.094	1'34.656	219,1	17:35'24.381
4	25.059	35.918	1'34.775	220,9	17:36'59.156
5	25.040	36.085	1'34.653	220,0	17:38'33.809
6	24.999	35.838	1'34.287	220,0	17:40'08.096
7	24.982	36.041	1'34.621	220,4	17:41'42.717
8	25.222	36.314	1'35.608	220,0	17:43'18.325
9	24.918	36.091	1'34.635	219,5	17:44'52.960
10	25.214	36.006	1'34.864	220,0	17:46'27.824
11	25.126	36.166	1'35.130	219,1	17:48'02.954
12	25.101	35.925	1'34.800	219,5	17:49'37.754
13	25.257	36.278	1'35.846	221,3	17:51'13.600
14	25.243	36.402	1'35.816	219,1	17:52'49.416
15	25.713	36.316	2'37.912	P 220,4	17:55'27.328
<b>MAPELLI M.</b>					
16	32.397	1'04.980	2'38.556	P 112,9	17:58'05.884
17	40.159	1'00.596	2'37.810	114,8	18:00'43.694
18	38.143	1'03.614	2'22.610	119,3	18:03'06.304
19	24.929	36.109	1'34.632	220,0	18:04'40.936
20	25.018	36.050	1'55.409	220,4	18:06'35.985
21	37.467	56.217	2'16.527	97,2	18:08'52.512
22	25.527	36.183	1'36.073	221,3	18:10'28.585
23	25.249	36.040	2'00.479	220,9	18:12'29.852
24	25.484	36.459	1'37.150	219,5	18:14'06.214
25	24.900	36.665	1'36.399	218,6	18:15'42.613
26	25.785	36.286	1'35.856	220,9	18:17'18.469
27	25.395	36.308	1'35.361	219,1	18:18'53.830
28	<b>24.678</b>	35.997	1'35.023	220,9	18:20'28.853
29	24.958	35.774	1'34.516	220,4	18:22'03.369
30	24.884	<b>35.766</b>	1'34.096	222,2	18:23'37.465

### 9 MP1 Corse (1'34.628)

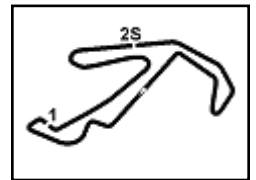
Giro	Seg. 1	Seg. 2	T. Giro	km/h	Local Time
<b>DIAMATO D.</b>					
2	29.410	36.607	1'39.889	217,3	17:33'50.684
3	24.826	36.169	1'34.876	217,7	17:35'25.560
4	24.721	36.222	1'34.738	216,9	17:37'00.298
5	24.780	36.381	1'35.061	217,3	17:38'35.359
6	24.734	36.363	1'34.930	216,9	17:40'10.289
7	24.801	36.152	1'34.900	218,2	17:41'45.189
8	24.862	<b>36.139</b>	1'34.946	217,7	17:43'20.135
9	<b>24.719</b>	36.227	1'34.628	216,9	17:44'54.763
10	24.914	36.367	1'35.193	216,4	17:46'29.956
11	24.878	36.235	1'35.131	217,7	17:48'05.087
12	24.830	36.302	1'34.893	218,6	17:49'39.980
13	25.136	36.246	1'35.414	218,6	17:51'15.394
14	24.873	36.414	1'35.351	216,4	17:52'50.745
15	25.104	36.540	1'35.702	216,9	17:54'26.447
16	24.799	36.479	2'41.019	P 219,1	17:57'07.466

### 22 Solaris Motorsport (1'35.941)

Giro	Seg. 1	Seg. 2	T. Giro	km/h	Local Time
<b>MUGELLI M.</b>					
17	32.673	37.747	1'46.336	P 216,0	17:58'53.802
18	25.894	45.188	2'07.758	116,1	18:01'01.560
19	37.071	1'06.045	2'34.259	113,2	18:03'35.819
20	37.788	1'07.989	2'56.836	80,7	18:06'32.655
21	36.873	55.188	2'16.688	139,9	18:08'49.343
22	26.139	36.969	1'37.556	217,3	18:10'26.899

### 11 Easy Race (1'36.816)

Giro	Seg. 1	Seg. 2	T. Giro	km/h	Local Time
<b>MAGLI M.</b>					
2	33.432	41.358	1'50.326	216,9	17:34'01.121
3	25.830	37.272	1'38.229	219,1	17:35'39.350
4	26.932	37.456	1'39.883	217,3	17:37'19.233
5	25.620	37.142	1'3		



# Misano Racing Weekend 25-27 Settembre 2015

## C. I. Gran Turismo - Analisi Tempi Gara 1

Misano World Circuit 4.226 m

Start at 17:32'10.795

12	25.533	36.641	1'36.396	223,6	17:49'59.748
13	26.199	36.575	1'37.268	224,5	17:51'37.016
14	25.428	36.383	<b>1'35.941</b>	223,1	17:53'12.957
15	25.521	36.465	2'43.459	P 223,1	17:55'56.416

**PUGLISI M.**

16	35.464	41.023	2'17.421	P 99,3	17:58'13.837
17	38.414	1'02.169	2'37.384	113,6	18:00'51.221
18	36.572	1'05.953	2'25.721	111,8	18:03'16.942
19	28.004	38.869	1'43.548	207,3	18:05'00.490
20	27.113	38.012	1'42.816	222,7	18:06'43.306
21	39.608	52.602	2'13.412	115,8	18:08'56.718
22	26.156	38.973	1'42.046	<b>226,9</b>	18:10'38.764
23	26.357	37.670	1'39.226	224,1	18:12'17.990
24	25.705	36.766	1'36.455	225,5	18:13'54.445
25	25.545	36.472	1'35.980	224,5	18:15'30.425
26	25.636	36.495	1'36.273	225,0	18:17'06.698
27	25.681	36.400	1'36.136	224,1	18:18'42.834
28	<b>25.353</b>	<b>36.371</b>	1'36.084	225,0	18:20'18.918
29	25.633	36.722	1'36.988	225,5	18:21'55.906
30	25.685	36.739	1'39.435	225,5	18:23'35.341

**24 Autorlando Sport (1'35.618)**

Giro	Seg. 1	Seg. 2	T. Giro	km/h	Local Time
2	32.699	38.706	1'45.728	221,8	17:33'56.523
3	25.761	36.902	1'36.831	221,8	17:35'33.354
4	25.701	36.955	1'36.871	220,9	17:37'10.225
5	25.519	36.759	1'36.535	220,9	17:38'46.760
6	25.639	36.896	1'36.780	220,9	17:40'23.540
7	25.543	36.597	1'36.444	221,3	17:41'59.984
8	25.414	36.467	1'36.255	220,9	17:43'36.239
9	25.443	36.814	1'36.412	220,9	17:45'12.651
10	25.530	36.800	1'36.719	221,8	17:46'49.370
11	25.594	36.814	1'36.580	221,3	17:48'25.950
12	28.010	37.371	1'39.671	220,9	17:50'05.621
13	25.739	36.592	1'36.615	220,9	17:51'42.236
14	25.800	36.899	2'46.481	P 220,4	17:54'28.717

**CAMATHIAS J.**

15	32.174	36.810	1'43.879	P 220,4	17:56'12.596
16	25.929	38.588	2'04.332	151,7	17:58'16.928
17	38.793	1'02.960	2'37.484	118,6	18:00'54.412
18	36.813	1'06.351	2'25.469	106,1	18:03'19.881
19	27.509	38.902	1'42.717	221,3	18:05'02.598
20	27.791	38.218	1'42.716	222,2	18:06'45.314
21	41.340	51.386	2'13.083	127,1	18:08'58.397
22	26.943	37.157	1'40.375	223,1	18:10'38.772
23	26.820	37.489	1'40.302	219,1	18:12'19.074
24	25.498	36.862	1'36.554	218,6	18:13'55.619
25	25.792	36.409	1'36.115	222,2	18:15'31.734
26	<b>25.163</b>	<b>36.331</b>	<b>1'35.618</b>	222,2	18:17'07.352
27	25.440	36.518	1'36.039	221,8	18:18'43.391
28	25.360	36.352	1'35.863	222,7	18:20'19.254
29	25.709	36.596	1'36.905	222,7	18:21'56.159
30	25.580	36.731	1'37.613	224,1	18:23'33.772

**25 Autorlando Sport (1'37.867)**

Giro	Seg. 1	Seg. 2	T. Giro	km/h	Local Time
2	33.536	40.475	1'49.535	218,2	17:34'00.330
3	<b>25.685</b>	37.182	1'38.345	<b>220,0</b>	17:35'38.675
4	26.817	37.787	1'39.947	<b>220,0</b>	17:37'18.622
5	25.840	37.190	<b>1'37.867</b>	218,2	17:38'56.489
6	25.925	37.091	1'38.078	218,6	17:40'34.567
7	26.190	<b>37.075</b>	1'38.396	217,7	17:42'12.963

**27 Scuderia Baldini 27 Network (1'34.069)**

Giro	Seg. 1	Seg. 2	T. Giro	km/h	Local Time
2	28.253	36.357	1'38.168	217,7	17:33'48.963
3	24.660	36.146	1'34.451	218,2	17:35'23.414
4	24.668	35.987	1'34.182	218,6	17:36'57.596
5	24.666	35.989	<b>1'34.069</b>	218,2	17:38'31.665
6	24.732	36.182	1'34.473	217,3	17:40'06.138
7	24.761	36.003	1'34.230	217,7	17:41'40.368
8	24.652	36.496	1'34.610	219,1	17:43'14.978
9	24.848	36.196	1'34.620	217,7	17:44'49.598
10	24.753	36.236	1'34.685	218,2	17:46'24.283
11	24.723	36.095	1'34.337	218,6	17:47'58.620
12	24.711	36.296	1'34.495	218,2	17:49'33.115
13	24.752	36.179	1'34.399	218,6	17:51'07.514
14	24.863	<b>35.885</b>	2'42.454	P 219,1	17:53'49.968

15	32.180	37.424			
16	26.128	1'05.289	2'32.965	107,2	17:58'07.223
17	39.790	1'00.649	2'37.433	122,7	18:00'44.656
18	37.771	1'04.307	2'24.353	105,5	18:03'09.009
19	25.209	36.576	1'35.698	217,7	18:04'44.707
20	24.737	36.188	1'52.129	218,6	18:06'36.836
21	37.346	56.466	2'15.935	100,3	18:08'52.771
22	25.596	36.605	1'36.542	<b>220,0</b>	18:10'29.313
23	26.153	36.259	1'36.526	219,5	18:12'05.839
24	<b>24.586</b>	36.127	1'34.626	<b>220,0</b>	18:13'40.465
25	24.603	36.361	1'34.680	218,2	18:15'15.145
26	24.847	36.133	1'34.720	218,6	18:16'49.865
27	24.944	36.175	1'35.075	<b>220,0</b>	18:18'24.940
28	24.970	36.125	1'35.272	219,5	18:20'00.212
29	25.354	36.330	1'35.387	217,3	18:21'35.599
30	24.716	36.067	1'34.407	219,1	18:23'10.006

15	32.180	37.424	1'44.290	P 216,9	17:55'34.258
16	26.128	1'05.289	2'32.965	107,2	17:58'07.223
17	39.790	1'00.649	2'37.433	122,7	18:00'44.656
18	37.771	1'04.307	2'24.353	105,5	18:03'09.009
19	25.209	36.576	1'35.698	217,7	18:04'44.707
20	24.737	36.188	1'52.129	218,6	18:06'36.836
21	37.346	56.466	2'15.935	100,3	18:08'52.771
22	25.596	36.605	1'36.542	<b>220,0</b>	18:10'29.313
23	26.153	36.259	1'36.526	219,5	18:12'05.839
24	<b>24.586</b>	36.127	1'34.626	<b>220,0</b>	18:13'40.465
25	24.603	36.361	1'34.680	218,2	18:15'15.145
26	24.847	36.133	1'34.720	218,6	18:16'49.865
27	24.944	36.175	1'35.075	<b>220,0</b>	18:18'24.940
28	24.970	36.125	1'35.272	219,5	18:20'00.212
29	25.354	36.330	1'35.387	217,3	18:21'35.599
30	24.716	36.067	1'34.407	219,1	18:23'10.006

**44 Ebimotors Srl (1'33.883)**

Giro	Seg. 1	Seg. 2	T. Giro	km/h	Local Time
2	27.776	36.143	1'37.316	218,2	17:33'48.111
3	24.782	36.133	1'34.172	219,5	17:35'22.283
4	<b>24.642</b>	35.909	<b>1'33.883</b>	219,1	17:36'56.166
5	24.706	35.839	1'33.967	219,5	17:38'30.133
6	24.782	35.871	1'34.006	218,6	17:40'04.139
7	24.759	35.918	1'33.914	219,5	17:41'38.053
8	25.045	36.105	1'34.406	219,1	17:43'12.459
9	24.805	<b>35.780</b>	1'34.211	219,5	17:44'46.670
10	24.834	35.919	1'34.031	220,0	17:46'20.701
11	24.706	35.799	1'33.944	220,9	17:47'54.645
12	25.235	35.969	1'34.854	221,3	17:49'29.499
13	24.875	35.948	1'34.468	220,4	17:51'03.967
14	24.947	35.900	1'35.479	220,4	17:52'39.446
15	24.948	35.892	1'34.227	220,4	17:54'13.673
16	24.811	36.028	2'40.958	P 221,3	17:56'54.631

**POSTIGLIONE V.**

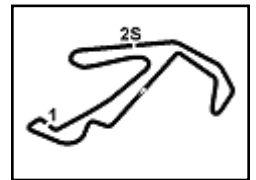
2	27.776	36.143	1'37.316	218,2	17:33'48.111
3	24.782	36.133	1'34.172	219,5	17:35'22.283
4	<b>24.642</b>	35.909	<b>1'33.883</b>	219,1	17:36'56.166
5	24.706	35.839	1'33.967	219,5	17:38'30.133
6	24.782	35.871	1'34.006	218,6	17:40'04.139
7	24.759	35.918	1'33.914	219,5	17:41'38.053
8	25.045	36.105	1'34.406	219,1	17:43'12.459
9	24.805	<b>35.780</b>	1'34.211	219,5	17:44'46.670
10	24.834	35.919	1'34.031	220,0	17:46'20.701
11	24.706	35.799	1'33.944	220,9	17:47'54.645
12	25.235	35.969	1'34.854	221,3	17:49'29.499
13	24.875	35.948	1'34.468	220,4	17:51'03.967
14	24.947	35.900	1'35.479	220,4	17:52'39.446
15	24.948	35.892	1'34.227	220,4	17:54'13.673
16	24.811	36.028	2'40.958	P 221,3	17:56'54.631

**DONATTI V.**

17	32.967	37.014	1'50.318	P 211,4	17:58'44.949
18	28.017	50.785	2'14.568	101,7	18:00'59.517
19	37.692	1'06.136	2'35.197	110,0	18:03'34.714
20	37.910	1'07.924	2'56.019	85,4	18:06'30.733
21	36.610	55.240	2'17.522	148,4	18:08'48.255
22	25.613	36.605	1'36.434	219,1	18:10'24.669
23	25.664	36.209	1'36.091	220,9	18:12'00.780
24	25.763	36.594	1'36.626	220,4	18:13'37.406
25	25.592	36.279	1'35.956	220,4	18:15'13.362
26	25.510	36.039	1'35.759	220,4	18:16'49.121
27	25.331	36.135	1'35.339	220,9	18:18'24.460
28	25.238	36.024	1'35.532	219,5	18:19'59.992
29	26.159	36.492	1'36.985	221,3	18:21'36.977
30	25.662	36.713	1'37.121	<b>224,5</b>	18:23'14.098

**46 Ombra Srl (1'36.015)**

Giro	Seg. 1	Seg. 2	T
------	--------	--------	---



# Misano Racing Weekend 25-27 Settembre 2015

## C. I. Gran Turismo - Analisi Tempi Gara 1

Misano World Circuit 4.226 m

Start at 17:32'10.795

3 / 4

### 88 Sc.Villorba Corse (1'35.233)

Giro	Seq. 1	Seq. 2	T. Giro	km/h	Local Time
BERTON G.					
2	31.889	38.184	1'44.702	219,1	17:33'55.497
3	25.585	36.927	1'36.499	216,9	17:35'31.996
4	25.280	36.905	1'36.163	218,6	17:37'08.159
5	25.642	36.580	1'36.393	<b>220,0</b>	17:38'44.552
6	25.317	36.532	1'35.784	218,6	17:40'20.336
7	25.373	36.500	1'36.450	219,5	17:41'56.786
8	<b>25.082</b>	36.666	1'36.231	218,6	17:43'33.017
9	25.757	37.252	1'37.436	218,6	17:45'10.453
10	25.498	37.779	1'37.705	219,5	17:46'48.158
11	25.292	36.519	1'35.906	219,5	17:48'24.064
12	25.615	36.464	1'35.985	219,1	17:50'00.049
13	25.460	36.792	1'36.002	217,3	17:51'36.051
14	25.221	36.334	3'02.049	P 218,2	17:54'38.100

Giro	Seq. 1	Seq. 2	T. Giro	km/h	Local Time
SCHIRO N.					
15	34.451	44.790	2'04.172	P 190,1	17:56'42.272
16	26.258	37.786	1'43.699	194,9	18:00'56.668
17	32.655	1'03.053	2'30.697	95,7	18:00'56.668
18	37.329	1'06.505	2'26.057	134,0	18:03'22.725
19	26.148	39.378	1'41.310	214,3	18:05'04.035
20	28.021	38.639	1'42.507	217,3	18:06'46.542
21	45.018	48.257	2'13.174	145,6	18:08'59.716
22	26.921	37.427	1'39.768	219,1	18:10'39.484
23	25.838	37.777	1'40.329	217,3	18:12'19.813
24	25.203	36.648	1'35.942	208,9	18:13'55.755
25	25.269	<b>36.286</b>	<b>1'35.233</b>	218,2	18:15'30.988
26	25.358	36.490	1'36.014	<b>220,0</b>	18:17'07.002
27	26.290	36.709	1'36.985	217,7	18:18'43.987

### 108 Antonelli Motorsport Srl (1'38.987)

Giro	Seq. 1	Seq. 2	T. Giro	km/h	Local Time
DESIDERI M.					
2	33.868	41.408	1'50.598	209,3	17:34'01.393
3	26.743	37.976	1'39.601	213,9	17:35'40.994
4	26.196	37.896	1'39.145	212,6	17:37'20.139
5	26.318	<b>37.640</b>	1'39.192	212,6	17:38'59.331
6	25.897	37.921	1'39.033	211,8	17:40'38.364
7	<b>25.865</b>	<b>37.845</b>	<b>1'38.987</b>	211,4	17:42'17.351
8	26.112	37.796	1'48.915	212,2	17:44'06.266
9	26.448	38.117	1'40.017	212,2	17:45'46.283
10	26.349	38.018	1'39.775	210,9	17:47'26.058
11	26.308	38.287	1'40.063	212,6	17:49'06.121
12	26.706	38.824	1'41.607	212,6	17:50'47.728
13	26.618	37.876	3'01.006	P 211,8	17:53'48.734
14	33.423	39.099	1'48.490	P 211,4	17:55'37.224
15	26.563	1'02.775	2'30.739	106,4	17:58'07.963
16	39.774	1'00.953	2'37.218	115,8	18:00'45.181
17	37.979	1'04.171	2'25.087	103,8	18:03'10.268
18	26.517	37.925	1'40.132	212,2	18:04'50.400
19	26.379	38.265	1'47.018	213,0	18:06'37.418
20	37.371	56.334	2'15.867	99,1	18:08'53.285
21	27.271	38.139	1'41.116	<b>214,7</b>	18:10'34.401
22	26.364	38.237	1'41.746	213,9	18:12'16.147
23	27.181	38.970	1'42.316	210,9	18:13'58.463
24	26.350	38.065	1'39.968	212,2	18:15'38.431
25	26.132	38.007	1'39.693	213,0	18:17'18.124
26	27.162	38.100	1'40.671	212,6	18:18'58.795
27	26.335	38.049	1'40.475	213,0	18:20'39.270
28	26.438	38.047	1'40.240	210,9	18:22'19.510
29	26.528	38.534	1'41.312	212,6	18:24'00.822

### 111 Ebimotors srl (1'39.826)

Giro	Seq. 1	Seq. 2	T. Giro	km/h	Local Time
MAINO T.					
2	34.869	41.700	1'54.182	212,6	17:34'04.977
3	26.578	37.867	1'40.244	215,1	17:35'45.221
4	26.766	37.936	1'40.781	215,6	17:37'26.002
5	26.685	37.700	1'40.027	215,1	17:39'06.029
6	26.769	37.949	1'40.577	213,9	17:40'46.606
7	26.646	<b>37.578</b>	1'39.896	215,6	17:42'26.502
8	26.596	37.807	1'40.051	214,3	17:44'06.553
9	26.876	37.733	1'40.457	215,6	17:45'47.010
10	26.565	37.693	<b>1'39.826</b>	215,1	17:47'26.836
11	<b>26.396</b>	37.824	1'40.042	215,6	17:49'06.878
12	26.539	38.387	1'42.067	214,7	17:50'48.945
13	26.485	38.086	1'40.391	216,0	17:52'29.336
14	26.871	37.585	3'01.791	P 214,7	17:55'31.127

### SELVA L.

Giro	Seq. 1	Seq. 2	T. Giro	km/h	Local Time
15	34.894	1'02.719	2'38.203	P 111,6	17:58'09.330
16	39.918	1'01.571	2'38.149	113,0	18:00'47.479
17	36.993	1'05.120	2'24.597	125,6	18:03'12.076
18	26.885	38.637	1'41.269	214,3	18:04'53.345
19	26.741	38.109	1'46.016	214,7	18:06'39.361
20	38.569	54.908	2'14.983	108,5	18:08'54.344
21	27.294	38.634	1'42.337	<b>216,9</b>	18:10'36.681
22	26.998	38.946	1'43.956	215,6	18:12'20.637
23	27.389	38.095	1'41.151	215,6	18:14'01.788
24	26.698	37.965	1'40.368	215,1	18:15'42.156
25	26.804	37.978	1'40.498	215,6	18:17'22.654
26	26.476	37.914	1'40.757	214,7	18:19'03.411
27	26.874	37.714	1'46.616	215,6	18:20'50.027
28	26.494	38.036	1'40.270	215,6	18:22'30.297
29	26.589	38.587	1'41.038	215,1	18:24'11.335

### 112 Ebimotors srl (1'40.623)

Giro	Seq. 1	Seq. 2	T. Giro	km/h	Local Time
VENEROSI PESCIOLINI P.					
2	36.054	40.821	1'55.018	210,9	17:34'05.813
3	27.099	38.194	1'41.096	206,5	17:35'46.909
4	26.824	38.252	1'41.275	212,6	17:37'28.184
5	27.005	38.784	1'42.579	208,9	17:39'10.763
6	27.719	38.531	1'42.318	212,2	17:40'53.081
7	26.805	38.474	1'41.136	212,2	17:42'34.217
8	26.708	38.460	1'41.334	212,2	17:44'15.551
9	26.745	38.421	1'41.085	211,8	17:45'56.636
10	26.747	38.216	1'41.030	211,4	17:47'37.666
11	26.871	38.477	1'41.430	211,8	17:49'19.096
12	26.679	38.612	1'41.370	213,0	17:51'00.466
13	26.968	39.176	3'13.135	P 213,0	17:54'13.601

### BACCANI A.

Giro	Seq. 1	Seq. 2	T. Giro	km/h	Local Time
14	33.146	39.161	1'49.260	P 210,1	17:56'02.861
15	28.153	41.391	2'10.519	99,0	17:58'13.390
16	38.443	1'02.119	2'37.345	115,8	18:00'50.725
17	36.768	1'05.718	2'25.958	117,0	18:03'16.683
18	27.856	38.992	1'43.512	213,0	18:05'00.195
19	26.911	38.235	1'42.677	214,3	18:06'42.872
20	39.646	52.634	2'13.744	113,4	18:08'56.616
VENEROSI PESCIOLINI P.					
21	27.698	38.825	1'43.138	214,7	18:10'39.754
22	27.478	39.092	1'42.393	215,1	18:12'22.147
23	26.866	38.187	1'40.835	214,7	18:14'02.982
24	26.603	38.095	1'41.332	212,6	18:15'44.314
25	<b>26.414</b>	39.056	<b>1'41.472</b>	<b>218,6</b>	18:17'25.786
26	26.455	38.078	<b>1'40.623</b>	215,1	18:19'06.409
27	26.838	<b>38.007</b>	<b>1'40.832</b>	215,1	18:20'47.241
28	26.794	38.688	1'42.271	210,9	18:22'29.512
29	26.736	39.739	1'42.012	213,4	18:24'11.524

### 115 Ghinzani Arco Motorsport (1'40.395)

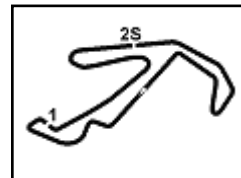
Giro	Seq. 1	Seq. 2	T. Giro	km/h	Local Time
ZANGARI M.					
2	36.336	40.528	1'55.363	211,4	17:34'06.158
3	27.162	39.207	1'42.280	214,3	17:35'48.438
4	26.810	38.244	1'41.071	213,9	17:37'29.509
5	27.122	38.221	1'41.293	213,4	17:39'10.802
6	27.459	38.274	1'41.195	213,0	17:40'51.997
7	26.800	<b>37.950</b>	1'40.419	215,6	17:42'32.416
8	26.556	38.189	1'40.791	214,7	17:44'13.207
9	26.717	38.181	1'40.867	214,7	17:45'54.074
10	28.169	38.241	1'42.132	214,7	17:47'36.206
11	26.744	38.272	1'41.212	215,1	17:49'17.418
12	26.861	38.379	1'41.434	213,4	17:50'58.852
13	27.307	38.863	2'55.184	P 213,4	17:53'54.036
ZANGARI F.					
14	35.203	39.593	1'56.237	P 212,6	17:55'50.273
15	27.162	52.250	2'20.095	105,0	17:58'10.368
16	39.437	1'01.574	2'37.742	110,4	18:00'48.110
17	37.110	1'05.012	2'24.663	111,5	18:03'12.773
18	27.656	38.965	1'42.655	213,9	18:04'55.428
19	27.127	38.524	1'44.642	213,9	18:06'40.070
20	39.011	54.088	2'14.640	110,3	18:08'54.710
21	27.434	38.673	1'42.358	216,0	18:10'37.068
22	27.026	38.925	1'43.724	<b>217,7</b>	18:12'20.792
23	27.932	38.163	1'41.821	216,0	18:14'02.613
24	26.553	38.124	1'40.731	214,7	18:15'43.344
25	26.568	39.038	1'41.195	214,3	18:17'24.539
26	<b>26.493</b>	38.121	<b>1'40.395</b>	213,9	18:19'04.934
27	26.977	38.286	1'41.109	215,1	18:20'46.043

### 28 26.912 39.457 1'42.826 204,2 18:22'28.869

### 119 Mancinelli Daniel (1'39.956)

Giro	Seq. 1	Seq. 2	T. Giro	km/h	Local Time
GOLDSTEIN S.					
2	36.908	40.799	1'56.291	216,4	





# Misano Racing Weekend 25-27 Settembre 2015

## C. I. Gran Turismo - Analisi Tempi Gara 1

Misano World Circuit 4.226 m

Start at 17:32'10.795

12	26.357	38.443	1'40.813	215,1	17:50'45.973	26	27.455	38.699	1'42.222	213,4	18:20'57.126	11	29.403	42.473	1'52.368	211,8	17:50'51.992
13	26.317	37.895	1'39.929	215,1	17:52'25.902	27	26.711	38.326	1'40.985	212,2	18:22'38.111	12	28.102	41.642	1'51.978	208,5	17:52'43.970
14	26.329	37.983	1'39.723	214,3	17:54'05.625	28	27.041	39.637	1'42.913	212,6	18:24'21.024						
15	26.909	37.986	2'46.730	P 215,6	17:56'52.355												

154 Imperiale Racing Srl (1'40.716)					
Giro	Seg. 1	Seg. 2	T. Giro	km/h	Local Time
PASTORELLI L.					
16	33.423	38.325	1'52.310	P 215,6	17:58'44.665
17	27.835	50.609	2'13.983	97,0	18:00'58.648
18	37.599	1'06.047	2'26.507	110,2	18:03'25.155
19	26.908	38.543	1'41.893	213,9	18:05'07.048
20	27.122	38.891	1'42.332	215,1	18:06'49.380
21	44.345	46.948	2'12.870	146,3	18:09'02.250
22	26.757	38.152	1'40.175	216,4	18:10'42.425
23	26.773	38.921	1'42.246	216,9	18:12'24.671
24	27.119	38.604	1'42.252	216,0	18:14'06.923
25	26.615	38.393	1'40.515	214,7	18:15'47.438
26	26.671	37.960	1'41.026	216,9	18:17'28.464
27	27.667	38.545	1'42.105	213,4	18:19'10.569
28	26.682	38.039	1'40.354	215,6	18:20'50.923
29	26.925	38.247	1'40.441	215,6	18:22'31.364
30	26.739	38.556	1'41.163	213,9	18:24'12.527

134 Bonaldi Motorsport (1'39.340)					
Giro	Seg. 1	Seg. 2	T. Giro	km/h	Local Time
PEREL D.					
2	34.556	40.724	1'52.866	208,5	17:34'03.661
3	26.574	37.853	1'39.931	213,9	17:35'43.592
4	26.453	37.557	1'39.527	213,0	17:37'23.119
5	26.333	37.651	1'39.340	212,6	17:39'02.459
6	26.063	37.922	1'39.400	212,6	17:40'41.859
7	26.384	37.729	1'40.308	213,4	17:42'22.167
8	26.842	38.185	1'40.813	213,4	17:44'02.980
9	26.549	38.063	1'40.310	212,6	17:45'43.290
10	26.564	37.816	1'40.034	213,9	17:47'23.324
11	26.646	38.942	1'41.124	212,2	17:49'04.448
12	26.394	38.599	1'40.443	212,2	17:50'44.891
13	26.305	58.191	5'10.964	P 103,2	17:55'55.855

149 Minetti Roberto (1'40.985)					
Giro	Seg. 1	Seg. 2	T. Giro	km/h	Local Time
MINETTI R.					
2	38.867	41.682	2'00.586	208,1	17:34'11.381
3	28.935	40.900	1'48.913	208,9	17:36'00.294
4	29.300	42.256	1'51.609	206,5	17:37'51.903
5	29.101	41.039	1'49.556	206,5	17:39'41.459
6	29.303	41.025	1'50.238	206,1	17:41'31.697
7	28.914	41.861	1'53.191	206,5	17:43'24.888
8	29.990	44.008	1'54.642	202,6	17:45'19.530
9	29.154	40.826	1'49.512	206,9	17:47'09.042
10	29.765	40.840	1'49.846	208,1	17:48'58.888
11	30.047	42.137	1'54.218	209,7	17:50'53.106
12	29.717	41.877	1'54.394	203,0	17:52'47.500
13	29.824	42.103	1'54.274	209,3	17:54'41.774
14	30.553	44.047	3'16.638	P 201,9	17:57'58.412

160 Del Prete Sossio (1'40.351)					
Giro	Seg. 1	Seg. 2	T. Giro	km/h	Local Time
DEL PRETE S.					
2	37.638	40.694	1'57.252	215,6	17:34'08.047
3	27.401	38.546	1'43.319	218,2	17:35'51.366
4	27.352	38.576	1'43.239	218,2	17:37'34.605
5	27.253	38.517	1'42.585	218,6	17:39'17.190
6	27.539	38.487	1'43.437	216,9	17:41'00.627
7	27.289	38.377	1'43.147	216,4	17:42'43.774
8	27.570	38.338	1'43.383	217,3	17:44'27.157
9	27.516	38.471	1'43.320	217,3	17:46'10.477
10	27.391	38.874	1'43.734	217,3	17:47'54.211
11	27.656	39.014	1'43.663	216,9	17:49'37.874
12	28.220	38.569	1'44.554	205,3	17:51'22.428
13	27.656	38.517	2'52.441	P 217,3	17:54'14.869

163 Imperiale Racing Srl (1'48.608)					
Giro	Seg. 1	Seg. 2	T. Giro	km/h	Local Time
LIMA C.					
2	39.387	41.422	2'02.162	207,3	17:34'12.957
3	28.705	41.325	1'51.073	209,7	17:36'04.030
4	28.960	41.003	1'50.314	210,5	17:37'54.344
5	28.855	40.730	1'49.723	209,7	17:39'44.067
6	28.833	41.648	1'50.876	208,5	17:41'34.943
7	29.240	41.887	1'55.064	206,9	17:43'30.007
8	28.426	43.936	1'52.022	211,4	17:45'22.029
9	27.877	40.330	1'48.608	210,1	17:47'10.637
10	28.797	40.471	1'48.987	210,1	17:48'59.624

P = Box In/Out - C = Tempo Invalidato

165 Eblimotors srl (1'39.017)						
Giro	Seg. 1	Seg. 2	T. Giro	km/h	Local Time	
VALORI R.						
2	34.075	41.470	1'51.729	211,8	17:34'02.524	
3	26.231	37.787	1'39.513	212,6	17:35'42.037	
4	26.227	37.996	1'39.444	212,6	17:37'21.481	
5	26.084	37.716	1'39.118	212,6	17:39'00.599	
6	26.081	37.622	1'39.017	212,6	17:40'39.616	
7	26.160	37.726	1'39.435	212,6	17:42'19.051	
8	26.329	37.939	1'40.043	213,9	17:43'59.094	
9	26.402	38.230	1'40.692	211,4	17:45'39.786	
10	26.620	37.931	1'40.252	211,8	17:47'20.038	
11	26.303	37.877	1'40.180	212,6	17:49'00.218	
12	28.313	38.195	1'42.260	212,2	17:50'42.478	
13	26.238	37.895	1'39.409	213,0	17:52'21.887	
14	26.386	37.876	1'39.956	212,6	17:54'01.843	
15	26.737	38.133	2'48.932	P 212,2	17:56'50.775	
DE CASTRO C.						
16	34.121	38.928	1'53.148	P 212,2	17:58'43.923	
17	27.815	50.684	2'13.786	99,9	18:00'57.709	
18	37.741	1'05.727	2'26.551	131,2	18:03'24.260	
19	26.836	38.878	1'42.344	212,2	18:05'06.604	
20	26.970	38.827	1'42.218	212,2	18:06'48.822	
21	44.101	47.349	2'12.807	149,0	18:09'01.629	
22	26.442	38.124	1'40.261	213,9	18:10'41.890	
23	26.710	39.035	1'42.436	215,6	18:12'24.326	
24	27.077	39.171	1'43.517	216,0	18:14'07.843	
25	26.707	37.916	1'40.609	215,6	18:15'48.452	
26	26.348	38.008	1'40.093	214,7	18:17'28.545	
27	27.967	39.267	1'44.817	210,9	18:19'13.362	
28	28.350	40.161	1'47.571	212,2	18:21'00.933	
29	29.092	41.500	1'52.610	206,5	18:22'53.543	
30	29.341	42.364	1'54.081	204,5	18:24'47.624	

302 Antonelli Motorsport Srl (1'39.974)						
Giro	Seg. 1	Seg. 2	T. Giro	km/h	Local Time	
MANTOVANI M.						
2	35.619	41.934	1'55.770	219,1	17:34'06.565	
3	27.061	38.066	1'41.151	216,9	17:35'47.716	
4	26.580	37.851	1'40.698	218,6	17:37'28.414	
5	27.459	37.983	1'41.402	217,3	17:39'09.816	
6	26.447	37.719	1'39.974	216,4	17:40'49.790	
7	27.179	37.740	1'41.029	218,2	17:42'30.819	
8	26.773	37.801	1'40.322	216,4	17:44'11.141	
9	26.638	37.564	1'40.197	217,7	17:45'51.338	
10	26.746	37.704	1'40.465	218,2	17:47'31.803	
11	27.071	38.018	1'40.908	215,1	17:49'12.711	
12	27.071	37.732	1'40.794	217,3	17:50'53.505	
13	27.509	38.270	1'41.876	217,7	17:52'35.381	
14	27.053	39.103	1'42.365	217,7	17:54'17.746	
15	27.183	39.571	3'20.261	P 216,4	17:57'38.007	
16	33.911	38.862	1'49.632	P 216,0	17:59'27.639	
17	27.212	38.043	1'41.626	216,0	18:01'09.265	
18	31.418	1'05.763	2'28.029	149,6	18:03'37.294	
19	38.228	1'07.390	2'56.928	102,4	18:06'34.222	
20	36.906	56.390	2'16.279	134,5	18:08'50.501	
21	28.920	38.537	1'45.011	202,6	18:10'35.512	
22	27.235	38.236	1'42.175	219,1	18:12'17.687	
23	29.725	37.850	1'43.478	217,3	18:14'01.165	
24	26.828	37.600	1'40.333	218,6	18:15'41.498	
25	27.725	38.725	1'42.315	219,1	18:17'23.813	
26	26.686	37.682	1'40.184	217,3	18:19'03.997	
27	27.065	37.453	1'41.423	220,0	18:20'45.420	
28	26.686	37.837	1'40.741	217,7	18:22'28.161	
29	27.464	37.799	1'41.746	219,5	18:24'07.907	