

Misano Racing Weekend 25-27 Settembre 2015

C. I. Gran Turismo - Analisi Tempi Gara 2

Misano World Circuit 4.226 m

Start at 11:06'42.676

1 / 5

1 Scuderia Baldini 27 Network (1'34.176)

Giro	Seq. 1	Seq. 2	T. Giro	km/h	Local Time
CASÉ L.					
2	30.665	39.206	1'44.464	220,0	11:08'27.137
3	25.508	36.619	1'35.956	220,4	11:10'03.093
4	26.269	36.266	1'36.201	220,0	11:11'39.294
5	25.057	36.386	1'35.154	220,4	11:13'14.448
6	25.136	36.704	1'36.145	220,4	11:14'50.593
7	25.208	36.753	1'36.110	220,9	11:16'26.703
8	25.564	36.659	1'36.605	220,4	11:18'03.308
9	25.418	37.211	1'36.845	220,4	11:19'40.153
10	25.368	36.609	1'35.876	219,1	11:21'16.029
11	25.271	36.281	1'35.250	220,0	11:22'51.279
12	25.411	37.002	1'35.983	219,5	11:24'27.262
13	24.874	36.364	1'34.760	219,5	11:26'02.022
14	25.239	36.401	2'43.348	P 219,5	11:28'45.370
GIAMMARRIA R.					
15	32.908	36.191	1'42.613	P 219,5	11:30'27.983
16	25.446	36.271	1'35.255	218,6	11:32'03.238
17	25.315	36.696	1'36.784	220,4	11:33'40.022
18	24.887	36.163	1'34.450	220,0	11:35'14.472
19	24.718	36.116	1'34.352	221,3	11:36'48.824
20	24.925	36.577	1'36.845	221,3	11:38'25.669
21	24.853	36.126	1'34.341	219,1	11:40'00.010
22	25.024	36.106	1'34.486	220,4	11:41'34.496
23	24.871	36.105	1'34.288	220,0	11:43'08.784
24	25.021	36.356	1'34.944	218,2	11:44'43.728
25	24.964	36.171	1'34.548	220,4	11:46'18.276
26	24.810	36.018	1'34.176	220,4	11:47'52.452
27	24.752	36.140	1'34.340	221,8	11:49'26.792
28	25.470	37.052	1'36.887	220,4	11:51'03.679
29	25.680	36.626	1'36.552	222,2	11:52'40.231
30	27.327	38.102	1'39.098	220,4	11:54'19.329
31	24.998	36.078	1'34.547	221,3	11:55'53.876
32	24.856	36.061	1'35.995	220,0	11:57'29.871

3 Racing Studios (1'35.577)

Giro	Seq. 1	Seq. 2	T. Giro	km/h	Local Time
PEZZUCCHI A.					
2	31.954	38.357	1'45.094	218,6	11:08'27.767
3	25.326	36.566	1'36.067	221,3	11:10'03.834
4	25.918	36.538	1'36.491	220,9	11:11'40.325
5	25.151	37.857	1'37.251	213,0	11:13'17.576
6	25.141	36.598	1'35.796	219,5	11:14'53.372
7	25.299	36.411	1'36.983	220,4	11:16'30.355
8	25.847	37.328	1'37.308	220,0	11:18'07.663
9	25.504	36.531	1'36.138	219,5	11:19'43.801
10	25.490	36.644	1'36.184	220,4	11:21'19.985
11	25.366	36.485	1'36.084	221,8	11:22'56.069
12	25.487	36.925	1'36.716	220,0	11:24'32.785
13	25.514	36.488	1'36.364	220,0	11:26'09.149
14	25.448	36.588	1'36.199	220,0	11:27'45.348
15	25.229	36.627	1'35.653	220,9	11:29'21.001
16	25.394	37.271	1'36.899	218,6	11:30'57.900
17	25.776	37.076	2'42.655	P 219,5	11:33'40.555
BIAGI T.					
18	32.680	36.654	1'43.633	P 222,2	11:35'24.188
19	25.376	36.526	1'35.798	223,1	11:36'59.986
20	25.698	36.415	1'36.573	222,2	11:38'36.559
21	25.268	36.862	1'35.950	220,4	11:40'12.509
22	26.418	36.774	1'38.220	222,7	11:41'50.729
23	25.341	36.313	1'35.598	221,8	11:43'26.327
24	25.675	36.470	1'36.399	221,3	11:45'02.726
25	25.297	36.837	1'37.058	223,1	11:46'39.784
26	25.348	36.481	1'35.577	223,1	11:48'15.361
27	25.172	36.731	1'36.163	223,6	11:49'51.524
28	25.988	36.470	1'36.940	221,3	11:51'28.464
29	26.352	36.619	1'36.808	223,1	11:53'05.272
30	25.363	36.804	1'36.402	222,7	11:54'41.674
31	25.548	36.716	1'36.643	221,8	11:56'18.317
32	25.832	36.944	1'37.234	219,1	11:57'55.551

5 Roal Motorsport (1'34.641)

Giro	Seq. 1	Seq. 2	T. Giro	km/h	Local Time
GAGLIARDINI A.					
2	30.077	54.264	1'58.287	213,9	11:08'40.960
3	24.822	36.450	1'37.073	216,0	11:10'18.033
4	25.518	36.980	1'36.279	216,0	11:11'54.312
5	25.824	37.092	1'37.022	216,0	11:13'31.334
6	24.856	36.501	1'36.557	217,7	11:15'07.891

7	25.213	36.111	1'34.808	215,6	11:16'42.699
8	24.983	36.589	1'35.727	216,4	11:18'18.426
9	24.899	36.273	1'34.651	216,4	11:19'53.077
10	24.978	36.646	1'36.367	216,4	11:21'29.444
11	24.796	36.398	1'34.641	216,4	11:23'04.085
12	24.968	36.201	1'34.861	216,9	11:24'38.946
13	24.999	36.881	1'35.950	216,9	11:26'14.896
14	25.164	36.486	1'35.920	216,4	11:27'50.816
15	24.971	36.465	1'35.381	217,3	11:29'26.197
16	25.603	36.403	1'35.533	216,9	11:31'01.730
17	24.911	36.523	2'40.124	P 217,3	11:33'41.854

Giro	Seq. 1	Seq. 2	T. Giro	km/h	Local Time
COMANDINI S.					
18	32.469	37.129	1'43.624	P 219,5	11:35'25.478
19	25.334	36.537	1'35.687	216,9	11:37'01.165
20	25.248	36.700	1'36.340	216,9	11:38'37.505
21	25.017	36.570	1'35.408	218,2	11:40'12.913
22	25.686	36.677	1'36.720	217,3	11:41'49.633
23	25.042	36.502	1'35.906	217,7	11:43'25.539
24	25.438	36.858	1'36.023	216,4	11:45'01.562
25	25.196	37.143	1'36.144	217,7	11:46'37.706
26	25.416	36.631	1'35.698	218,2	11:48'13.404
27	25.161	36.373	1'36.324	219,5	11:49'49.728
28	25.317	36.441	1'35.502	217,7	11:51'25.230
29	26.077	36.670	1'36.674	215,6	11:53'01.904
30	25.513	36.591	1'35.771	216,0	11:54'37.675
31	25.080	36.577	1'35.169	216,0	11:56'12.844
32	25.213	36.479	1'35.208	216,9	11:57'48.052

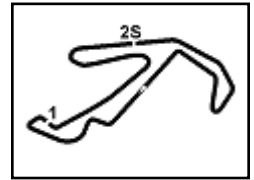
6 Audi Sport Italia (1'34.272)

Giro	Seq. 1	Seq. 2	T. Giro	km/h	Local Time
ZONZINI E.					
2	30.100	1'34.740	2'39.458	215,6	11:09'22.131
3	25.538	36.457	1'35.704	220,0	11:10'57.835
4	25.107	36.248	1'35.251	219,1	11:12'33.086
5	25.948	36.286	1'36.160	219,5	11:14'09.246
6	24.951	35.910	1'34.504	219,5	11:15'43.750
7	24.910	35.825	1'34.272	220,4	11:17'18.022
8	24.817	36.100	1'34.374	221,3	11:18'52.396
9	24.957	36.129	1'34.444	221,3	11:20'26.840
10	24.971	36.558	1'36.980	219,5	11:22'03.820
11	25.000	35.863	1'34.418	221,3	11:23'38.238
12	25.012	36.842	1'36.437	220,0	11:25'14.675
13	25.246	35.990	1'35.379	223,1	11:26'50.054
14	25.068	35.899	1'35.003	222,7	11:28'25.057
15	25.127	36.247	2'49.892	P 221,8	11:31'14.949
CAPELLO R.					
16	32.119	36.795	1'43.272	P 216,9	11:32'58.221
17	26.166	36.581	1'36.865	218,2	11:34'35.086
18	25.336	36.609	1'35.812	220,9	11:36'10.898
19	25.316	36.673	1'36.051	220,0	11:37'46.949
20	25.265	36.396	1'35.561	217,7	11:39'22.510
21	25.565	36.404	1'35.851	219,5	11:40'58.361
22	25.179	36.481	1'35.571	219,1	11:42'33.932
23	25.909	36.496	1'36.703	220,0	11:44'10.635
24	25.243	36.472	1'35.458	219,5	11:45'46.093
25	25.162	36.238	1'35.343	221,3	11:47'21.436
26	25.327	36.504	1'35.641	219,5	11:48'57.077
27	25.237	36.208	1'35.082	221,8	11:50'32.159
28	25.089	36.260	1'35.020	220,0	11:52'07.179
29	25.273	36.192	1'35.763	224,1	11:53'42.942
30	25.302	36.486	1'37.666	218,6	11:55'20.608
31	25.753	36.756	1'36.560	218,6	11:56'57.168
32	25.190	36.322	1'35.177	220,4	11:58'32.345

7 Audi Sport Italia (1'34.108)

Giro	Seq. 1	Seq. 2	T. Giro	km/h	Local Time
MAPELLI M.					
2	27.353	36.114	1'36.995	218,6	11:08'19.668
3	24.618	36.257	1'34.210	218,2	11:09'53.878
4	24.657	35.855	1'34.413	220,0	11:11'28.291
5	24.671	36.112	1'34.238	217,3	11:13'02.529
6	24.745	36.014	1'34.207	219,1	11:14'36.748
7	24.882	36.123	1'34.282	219,5	11:16'11.018
8	24.804	35.879	1'34.108	220,4	11:17'45.126
9	24.909	36.048	1'34.144	219,1	11:19'19.270
10	24.936	36.168	1'34.611	218,2	11:20'53.881
11	24.897	36.005	1'34.549	219,1	11:22'28.430
12	24.945	36.386	1'35.191	220,4	11:24'03.621
13	25.097	36.204	1'35.022	220,0	11:25'38.643
14	24.904	36.296	1'35.006	220,0	11:27'13.649
15	24.899	35.993	1'34.481	220,9	11:28'48.130

16	25.046	36.470	1'35.416	219,5	11:30'23.546
17	25.033	36.160	1'34.786	220,0	11:31'58.332
18	25.025	37.008	2'41.317	P 220,0	11:34'39.649
AMICI A.					
19	31.753	36.403	1'42.171	P 220,4	11:36'21.820
20	25.474	36.414	1'36.798	222,2	11:37'58.618
21	25.369	36.493	1'35.982	219,5	



Misano World Circuit 4.226 m

Misano Racing Weekend 25-27 Settembre 2015

C. I. Gran Turismo - Analisi Tempi Gara 2

Start at 11:06'42.676

Giro	Seg. 1	Seg. 2	T. Giro	km/h	Local Time
24	25.609	37.356	1'37.504	220,4	11:44'57.241
25	25.595	37.027	1'36.948	220,0	11:46'34.189
26	25.302	36.644	1'36.278	219,5	11:48'10.467
27	25.597	37.148	1'37.335	219,1	11:49'47.802
28	25.588	37.179	1'37.232	218,6	11:51'25.034
29	26.901	37.017	1'38.140	219,5	11:53'03.174
30	25.678	38.028	1'38.136	222,2	11:54'41.310
31	25.380	36.811	1'36.730	220,4	11:56'18.040
32	25.660	37.057	1'37.050	220,0	11:57'55.090

12 Ombra Srl (1'34.427)					
Giro	Seg. 1	Seg. 2	T. Giro	km/h	Local Time
FRASSINETI A.					
2	28.544	36.177	1'38.308	219,1	11:08'20.981
3	25.147	36.072	1'34.673	220,4	11:09'55.654
4	24.966	36.126	1'34.492	220,9	11:11'30.146
5	24.955	36.245	1'34.583	220,4	11:13'04.729
6	24.973	36.110	1'34.427	220,4	11:14'39.156
7	24.782	36.291	1'34.483	221,3	11:16'13.639
8	25.068	36.152	1'34.813	220,4	11:17'48.452
9	25.009	36.705	1'35.053	220,9	11:19'23.505
10	25.146	36.477	1'34.909	219,5	11:20'58.414
11	25.358	36.249	1'35.375	220,0	11:22'33.789
12	25.081	36.359	1'34.930	221,3	11:24'08.719
13	25.027	36.836	1'35.032	221,3	11:25'43.751
14	24.911	36.170	1'34.498	220,0	11:27'18.249
15	24.898	35.993	3'18.076	P 220,0	11:30'36.325

BERETTA M.					
16	32.719	36.725	1'43.514	P 220,9	11:32'19.839
17	25.105	36.306	1'35.334	221,3	11:33'55.173
18	25.518	36.315	1'36.067	221,8	11:35'31.240
19	25.167	36.439	1'35.248	220,9	11:37'06.488
20	24.943	36.145	1'35.568	222,2	11:38'42.056
21	25.323	36.265	1'35.053	220,4	11:40'17.109
22	24.828	36.209	1'35.705	220,9	11:41'52.814
23	25.485	36.197	1'35.249	221,8	11:43'28.063
24	25.221	36.690	1'36.315	221,8	11:45'04.378
25	25.231	36.223	1'36.343	221,3	11:46'40.721
26	25.232	36.369	1'35.452	222,2	11:48'16.173
27	25.322	36.447	1'35.925	222,2	11:49'52.098
28	25.769	36.404	1'36.043	221,8	11:51'28.141
29	24.917	36.555	1'35.608	219,1	11:53'03.749
30	25.686	36.404	1'35.527	221,3	11:54'39.276
31	25.011	36.402	1'35.038	220,9	11:56'14.314
32	24.982	36.300	1'35.091	220,9	11:57'49.405

22 Solaris Motorsport (1'35.403)					
Giro	Seg. 1	Seg. 2	T. Giro	km/h	Local Time
PUGLISI M.					
2	32.238	38.446	1'45.438	224,5	11:08'28.111
3	25.623	36.772	1'36.367	224,5	11:10'04.478
4	25.725	36.864	1'36.715	225,0	11:11'41.193
5	25.507	36.950	1'37.038	223,6	11:13'18.231
6	25.610	37.936	1'38.048	224,5	11:14'56.279
7	25.646	36.666	1'36.602	223,6	11:16'32.881
8	25.567	36.979	1'37.010	222,2	11:18'09.891
9	25.543	36.664	1'36.432	223,6	11:19'46.323
10	25.594	37.016	1'36.909	223,6	11:21'23.232
11	26.294	37.008	1'37.879	224,1	11:23'01.111
12	25.575	36.949	1'36.947	224,5	11:24'38.058
13	25.542	36.816	1'36.503	223,6	11:26'14.561
14	26.003	37.081	2'41.269	P 223,6	11:28'55.830
SINI F.					
15	33.303	37.004	1'45.112	P 223,1	11:30'40.942
16	25.884	37.131	1'37.429	221,8	11:32'18.371
17	25.654	36.654	1'36.280	224,5	11:33'54.651
18	25.577	36.550	1'36.231	225,5	11:35'30.882
19	25.929	36.723	1'36.497	225,0	11:37'07.379
20	25.257	36.488	1'35.795	225,5	11:38'43.174
21	25.923	36.441	1'36.153	224,5	11:40'19.327
22	25.325	36.669	1'36.159	225,0	11:41'55.486
23	25.484	36.866	1'37.361	225,0	11:43'32.847
24	25.794	36.798	1'36.400	224,1	11:45'09.247
25	25.338	36.727	1'36.858	224,5	11:46'46.105
26	25.442	36.651	1'36.295	223,6	11:48'22.400
27	25.331	36.434	1'35.403	224,5	11:49'57.803
28	25.690	36.494	1'36.873	224,1	11:51'34.676
29	25.526	36.537	1'35.974	223,1	11:53'10.650
30	25.454	36.504	1'35.843	225,0	11:54'46.493
31	25.540	36.589	1'35.930	225,5	11:56'22.423
32	25.293	36.687	1'35.872	225,9	11:57'58.295

24 Autorlando Sport (1'35.375)					
Giro	Seg. 1	Seg. 2	T. Giro	km/h	Local Time
CAMATHIAS J.					
2	32.433	38.333	1'45.605	222,2	11:08'28.278
3	25.746	36.604	1'36.429	221,8	11:10'04.707
4	25.786	36.749	1'36.818	223,1	11:11'41.525
5	25.343	36.980	1'37.047	221,3	11:13'18.572
6	25.806	36.607	1'36.320	223,1	11:14'54.892
7	25.241	36.326	1'35.550	223,1	11:16'30.442
8	25.975	36.690	1'36.622	220,0	11:18'07.064
9	25.290	36.480	1'35.773	221,3	11:19'42.837
10	25.285	36.416	1'35.375	220,9	11:21'18.212
11	25.083	36.816	1'35.989	223,1	11:22'54.201
12	25.430	36.681	1'36.265	222,7	11:24'30.466
13	25.371	36.733	1'36.044	221,3	11:26'06.510
14	25.259	36.734	1'36.084	222,2	11:27'42.594
15	25.417	36.407	1'36.056	220,9	11:29'18.650
16	25.541	36.660	1'36.182	221,3	11:30'54.832
17	25.283	36.481	1'35.798	221,8	11:32'30.630
18	25.603	36.491	2'38.399	P 222,7	11:35'09.029

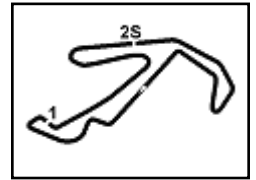
CALAMIA M.					
19	33.631	37.247	1'45.083	P 223,1	11:36'54.112
20	25.928	36.608	1'37.073	223,6	11:38'31.185
21	25.728	36.899	1'37.658	223,1	11:40'08.843
22	25.528	36.503	1'36.613	223,6	11:41'44.856
23	26.311	36.722	1'37.620	222,7	11:43'22.476
24	25.655	36.695	1'36.387	222,7	11:44'58.863
25	25.690	36.895	1'36.488	223,1	11:46'35.351
26	25.283	36.709	1'36.208	222,7	11:48'11.559
27	26.050	36.988	1'38.459	224,1	11:49'50.018
28	25.647	37.172	1'36.827	222,2	11:51'26.845
29	25.432	36.991	1'36.613	223,1	11:53'03.458
30	25.736	37.023	1'36.835	224,5	11:54'40.293
31	25.474	37.120	1'36.760	224,5	11:56'17.053
32	25.460	36.881	1'36.589	223,6	11:57'53.642

25 Autorlando Sport (1'36.903)					
Giro	Seg. 1	Seg. 2	T. Giro	km/h	Local Time
DEODATI M.					
2	37.748	41.099	1'58.248	212,6	11:08'40.921
3	28.218	39.570	1'47.565	216,4	11:10'28.486
4	27.634	39.800	1'46.891	216,0	11:12'15.377
5	27.931	39.984	1'47.935	214,7	11:14'03.314
6	27.700	41.013	1'48.099	215,6	11:15'51.411
7	28.993	41.363	1'50.764	198,9	11:17'42.175
8	30.324	43.745	1'55.491	213,4	11:19'37.666
9	33.341	42.838	1'57.564	205,3	11:21'35.230
10	29.527	41.575	1'51.900	213,9	11:23'27.130
11	30.784	42.980	1'54.590	188,2	11:25'21.720
12	30.938	42.654	3'07.955	P 213,0	11:28'29.675

ROMANI E.					
13	32.818	37.764	1'46.639	P 217,7	11:30'16.314
14	26.084	37.105	1'37.487	220,0	11:31'53.801
15	25.971	54.222	1'55.446	213,0	11:33'49.247
16	25.987	37.677	1'38.320	222,2	11:35'27.567
17	25.561	36.859	1'37.170	219,1	11:37'04.737
18	25.551	36.879	1'38.260	220,4	11:38'42.997
19	25.668	36.928	1'37.659	217,3	11:40'20.656
20	25.821	36.514	1'36.903	220,9	11:41'57.559
21	26.189	36.818	1'37.752	219,5	11:43'35.311
22	26.447	36.886	1'37.884	219,5	11:45'13.195
23	26.064	36.770	1'37.213	219,1	11:46'50.408
24	25.976	36.880	1'37.926	221,8	11:48'28.334
25	25.874	37.462	1'39.416	220,4	11:50'07.750
26	25.944	37.566	1'38.583	220,4	11:51'46.333
27	25.948	36.944	1'37.469	220,4	11:53'23.802
28	25.967	37.037	1'37.738	219,5	11:55'01.540
29	25.874	36.981	1'37.393	218,6	11:56'38.933
30	25.931	37.217	1'37.774	220,9	11:58'16.707

27 Scuderia Baldini 27 Network (1'34.228)					
Giro	Seg. 1	Seg. 2	T. Giro	km/h	Local Time
MALUCELLI M.					
2	29.247	37.661	1'40.649	218,2	11:08'23.322
3	24.915	36.226	1'34.586	219,1	11:09'57.908
4	24.952	36.221	1'35.123	220,4	11:11'33.031
5	25.068	46.361	1'45.850	212,6	11:13'18.881
6	25.148	36.696	1'35.439	219,1	11:14'54.320
7	24.810	36.385	1'35.684	220,0	11:16'30.004
8	24.637	36.277	1'34.228	219,5	11:18'04.232

9	24.850	36.605	1'35.491	219,5	11:19'39.723
10	25.453	36.450	1'35.982	219,5	11:21'15.705
11	25.124	36.236	1'35.043	220,4	11:22'50.748
12	25.043	36.389	1'34.932	218,6	11:24'25.680
13	24.696	36.257	1'34.420	218,6	11:26'00.100
14	24.937	36.159	1'34.621	218,2	11:27'34.721
15	24.6				



Misano Racing Weekend 25-27 Settembre 2015

C. I. Gran Turismo - Analisi Tempi Gara 2

Misano World Circuit 4.226 m

Start at 11:06'42.676

Table with 6 columns: Rank, Lap, Time, Driver, Team, and Local Time. Includes drivers like 11, 12, 13, 14, 15, 16, 17, 18, 19, 20, 21.

58 Galassi Marco (1'35.348)

Table with 6 columns: Giro, Seg. 1, Seg. 2, T. Giro, km/h, Local Time. Includes drivers like 2, 3, 4, 5, 6, 7, 8, 9, 10, 11, 12, 13, 14, 15.

Table with 6 columns: Giro, Seg. 1, Seg. 2, T. Giro, km/h, Local Time. Includes drivers like 16, 17, 18, 19, 20, 21, 22, 23, 24, 25, 26, 27, 28, 29, 30, 31, 32.

63 Imperiale Racing Srl (1'34.189)

Table with 6 columns: Giro, Seg. 1, Seg. 2, T. Giro, km/h, Local Time. Includes drivers like 2, 3, 4, 5, 6, 7, 8, 9, 10, 11, 12, 13, 14, 15, 16.

Table with 6 columns: Giro, Seg. 1, Seg. 2, T. Giro, km/h, Local Time. Includes drivers like 17, 18, 19, 20, 21, 22, 23, 24, 25, 26, 27, 28, 29.

77 BMS Scuderia Italia (1'34.675)

Table with 6 columns: Giro, Seg. 1, Seg. 2, T. Giro, km/h, Local Time. Includes drivers like 2, 3, 4, 5, 6, 7, 8, 9, 10, 11, 12, 13, 14, 15, 16, 17, 18, 19.

Table with 6 columns: Giro, Seg. 1, Seg. 2, T. Giro, km/h, Local Time. Includes drivers like 20, 21, 22, 23, 24, 25, 26, 27, 28, 29, 30, 31, 32.

88 Sc.Villorba Corse (1'34.290)

Table with 6 columns: Giro, Seg. 1, Seg. 2, T. Giro, km/h, Local Time. Includes drivers like 2, 3, 4, 5, 6, 7, 8, 9, 10, 11, 12, 13, 14, 15, 16, 17, 18, 19, 20, 21, 22, 23, 24, 25, 26, 27, 28, 29, 30, 31, 32.

Table with 6 columns: Giro, Seg. 1, Seg. 2, T. Giro, km/h, Local Time. Includes drivers like 17, 18, 19, 20, 21, 22, 23, 24, 25, 26, 27, 28, 29, 30, 31, 32.

108 Antonelli Motorsport Srl (1'39.984)

Table with 6 columns: Giro, Seg. 1, Seg. 2, T. Giro, km/h, Local Time. Includes drivers like 2, 3.

Table with 6 columns: Rank, Lap, Time, Driver, Team, and Local Time. Includes drivers like 4, 5, 6, 7, 8, 9, 10, 11.

111 Ebimotors srl (1'39.505)

Table with 6 columns: Giro, Seg. 1, Seg. 2, T. Giro, km/h, Local Time. Includes drivers like 2, 3, 4, 5, 6, 7, 8, 9, 10, 11, 12, 13, 14, 15.

Table with 6 columns: Giro, Seg. 1, Seg. 2, T. Giro, km/h, Local Time. Includes drivers like 16, 17, 18, 19, 20, 21, 22, 23, 24, 25, 26, 27, 28, 29, 30, 31.

112 Ebimotors srl (1'39.127)

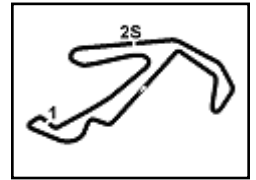
Table with 6 columns: Giro, Seg. 1, Seg. 2, T. Giro, km/h, Local Time. Includes drivers like 2, 3, 4, 5, 6, 7, 8, 9, 10, 11, 12, 13, 14, 15, 16, 17, 18.

Table with 6 columns: Giro, Seg. 1, Seg. 2, T. Giro, km/h, Local Time. Includes drivers like 19, 20, 21, 22, 23, 24, 25, 26, 27, 28, 29, 30, 31.

115 Ghinzani Arco Motorsport (1'40.473)

Table with 6 columns: Giro, Seg. 1, Seg. 2, T. Giro, km/h, Local Time. Includes drivers like 2, 3.

P = Box In/Out - C = Tempo Invalidato



Misano Racing Weekend 25-27 Settembre 2015

C. I. Gran Turismo - Analisi Tempi Gara 2

Misano World Circuit 4.226 m

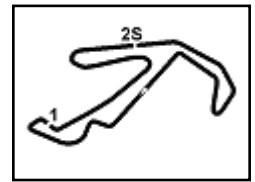
Start at 11:06'42.676

Table containing race results for drivers ZANGARI F., ZANGARI M., Mancinelli Daniel (1'38.765), MANCINELLI D., GOLDSTEIN S., 121 Drive Technology Italia (1'40.205), and GERACI L.

Table containing race results for drivers BODEGA G., 122 Kripton Motorsport (1'39.184), PASTORELLI L., PASTORELLI N., 134 Bonaldi Motorsport (1'39.359), ZANARDINI M., PEREL D., 149 Minetti Roberto (1'41.756), and DE LA REINA A.

Table containing race results for drivers 154 Imperiale Racing Srl (1'40.562), COMI A., 163 Imperiale Racing Srl (1'46.905), LIMA C., 165 Ebimotors srl (1'39.280), DE CASTRO C., VALORI R.

P = Box In/Out - C = Tempo Invalidato



Misano World Circuit 4.226 m

Misano Racing Weekend 25-27 Settembre 2015

C. I. Gran Turismo - Analisi Tempi Gara 2

Start at 11:06'42.676

31 26.324 38.138 1'40.012 214,7 11:58'29.425

302 Antonelli Motorsport Srl (1'39.637)

Giro	Seq. 1	Seq. 2	T. Giro	km/h	Local Time
MANTOVANI M.					
2	35.884	39.770	1'52.002	218,6	11:08'34.675
3	27.308	38.911	1'43.215	218,2	11:10'17.890
4	27.606	37.593	1'41.102	218,6	11:11'58.992
5	27.497	38.022	1'41.210	217,3	11:13'40.202
6	27.227	37.687	1'41.491	220,4	11:15'21.693
7	26.952	38.127	1'41.136	219,5	11:17'02.829
8	26.911	37.982	1'40.640	219,5	11:18'43.469
9	27.062	38.027	1'41.026	219,5	11:20'24.495
10	26.919	38.497	1'41.377	219,5	11:22'05.872
11	27.325	38.082	1'41.087	218,2	11:23'46.959
12	26.919	38.047	1'40.635	218,6	11:25'27.594
13	26.748	37.985	1'40.272	218,2	11:27'07.866
14	26.621	37.850	3'12.948 P	218,6	11:30'20.814
15	35.461	37.916	1'51.633 P	217,7	11:32'12.447
16	27.996	38.173	1'42.029	217,7	11:33'54.476
17	28.287	37.936	1'42.074	218,2	11:35'36.550
18	27.012	38.002	1'42.049	219,1	11:37'18.599
19	27.379	38.063	1'41.308	218,6	11:38'59.907
20	26.890	37.935	1'40.559	217,7	11:40'40.466
21	26.653	37.988	1'40.324	214,7	11:42'20.790
22	26.863	37.888	1'40.443	217,7	11:44'01.233
23	26.497	37.659	1'39.637	219,1	11:45'40.870
24	26.656	37.805	1'40.231	218,2	11:47'21.101
25	27.465	38.321	1'41.456	220,0	11:49'02.557
26	26.626	37.822	1'40.053	217,3	11:50'42.610
27	28.359	38.313	1'42.610	217,3	11:52'25.220
28	27.402	37.972	1'41.166	218,6	11:54'06.386
29	27.153	38.236	1'41.174	218,2	11:55'47.560
30	26.809	37.769	1'40.423	218,2	11:57'27.983