


C.I. Gran Turismo (S.GT3-GT3)
ACI Racing Weekend - Monza
Race 1

Sector Analysis

| | | | | | | | | ■ Personal Best ■ Session Best ■ Crossing the finish line in pit lane | | | | | | | | | |
|-----------|---|-----------------|---------------|---------------|---------------|--------|-----------|--|-----------|---|----------|----------|----------|--------|---------|-----------|-------------------|
| Lap | D | Time | Sector 1 | Sector 2 | Sector 3 | T. Spd | Elapsed | Lap | D | Time | Sector 1 | Sector 2 | Sector 3 | T. Spd | Elapsed | | |
| 7 | Solaris Motorsport 1. Francesco SINI 2. Massimiliano MUGELLI | | | | | | | Aston Martin Vantage GT3 S.GT3 | 26 | 1 | 1:49.540 | 34.569 | 37.394 | 37.577 | 276.6 | 50:57.599 | |
| 1 | 2 | 1:54.792 | 38.058 | 38.646 | 38.088 | 232.8 | 1:54.792 | | | | | | | | | | |
| 2 | 2 | 1:50.407 | 34.626 | 37.896 | 37.885 | 277.3 | 3:45.199 | | | | | | | | | | |
| 3 | 2 | 1:50.453 | 34.759 | 37.836 | 37.858 | 258.9 | 5:35.652 | | | | | | | | | | |
| 4 | 2 | 2:00.490 | 34.811 | 40.136 | 45.543 | 279.5 | 7:36.142 | | | | | | | | | | |
| 5 | 2 | 3:01.267 | 54.474 | 1:01.343 | 1:05.450 | 136.9 | 10:37.409 | | | | | | | | | | |
| 6 | 2 | 2:38.886 | 46.412 | 1:00.762 | 51.712 | 182.1 | 13:16.295 | | | | | | | | | | |
| 7 | 2 | 1:52.342 | 35.857 | 38.292 | 38.193 | 240.0 | 15:08.637 | | | | | | | | | | |
| 8 | 2 | 1:50.048 | 34.510 | 37.797 | 37.741 | 278.8 | 16:58.685 | | | | | | | | | | |
| 9 | 2 | 1:49.816 | 34.393 | 37.824 | 37.599 | 279.5 | 18:48.501 | | | | | | | | | | |
| 10 | 2 | 1:57.510 | 34.279 | 37.767 | 45.464 | 279.5 | 20:46.011 | | | | | | | | | | |
| 11 | 1 | 3:03.358 | 1:48.200 | 37.640 | 37.518 | 217.4 | 23:49.369 | | | | | | | | | | |
| 12 | 1 | 1:49.336 | 34.429 | 37.498 | 37.409 | 278.8 | 25:38.705 | | | | | | | | | | |
| 13 | 1 | 1:49.758 | 34.301 | 37.887 | 37.570 | 278.8 | 27:28.463 | | | | | | | | | | |
| 14 | 1 | 1:51.154 | 35.322 | 38.507 | 37.325 | 258.9 | 29:19.617 | | | | | | | | | | |
| 15 | 1 | 1:49.951 | 34.455 | 37.875 | 37.621 | 279.5 | 31:09.568 | | | | | | | | | | |
| 16 | 1 | 1:49.358 | 34.326 | 37.539 | 37.493 | 280.9 | 32:58.926 | | | | | | | | | | |
| 17 | 1 | 1:49.247 | 34.326 | 37.501 | 37.420 | 279.5 | 34:48.173 | | | | | | | | | | |
| 18 | 1 | 1:50.231 | 34.450 | 38.102 | 37.679 | 280.9 | 36:38.404 | | | | | | | | | | |
| 19 | 1 | 1:49.473 | 34.184 | 37.769 | 37.520 | 280.9 | 38:27.877 | | | | | | | | | | |
| 20 | 1 | 1:50.325 | 34.676 | 37.860 | 37.789 | 268.4 | 40:18.202 | | | | | | | | | | |
| 21 | 1 | 1:51.006 | 34.670 | 38.349 | 37.987 | 269.1 | 42:09.208 | | | | | | | | | | |
| 22 | 1 | 1:50.141 | 34.757 | 37.865 | 37.519 | 278.8 | 43:59.349 | | | | | | | | | | |
| 23 | 1 | 1:50.211 | 34.528 | 37.951 | 37.732 | 280.2 | 45:49.560 | | | | | | | | | | |
| 24 | 1 | 1:50.326 | 34.450 | 37.821 | 38.055 | 280.2 | 47:39.886 | | | | | | | | | | |
| 25 | 1 | 1:50.395 | 34.778 | 37.826 | 37.791 | 276.6 | 49:30.281 | | | | | | | | | | |
| 26 | 1 | 1:51.160 | 34.707 | 38.480 | 37.973 | 247.7 | 51:21.441 | | | | | | | | | | |
| 8 | Audi Sport Italia 1. Marco MAPELLI 2. Filipe ALBUQUERQUE | | | | | | | Audi R8 LMS S.GT3 | 11 | Easy Race 1. Ferdinando GERI 2. Daniel MANCINELLI | | | | | | | Ferrari 488 S.GT3 |
| 1 | 2 | 1:51.435 | 35.600 | 38.100 | 37.735 | 255.8 | 1:51.435 | | | | | | | | | | |
| 2 | 2 | 1:49.777 | 34.792 | 37.608 | 37.377 | 278.1 | 3:41.212 | | | | | | | | | | |
| 3 | 2 | 1:49.379 | 34.546 | 37.403 | 37.430 | 277.3 | 5:30.591 | | | | | | | | | | |
| 4 | 2 | 1:59.460 | 34.564 | 42.273 | 42.623 | 278.8 | 7:30.051 | | | | | | | | | | |
| 5 | 2 | 2:58.165 | 55.494 | 1:01.999 | 1:00.672 | 167.3 | 10:28.216 | | | | | | | | | | |
| 6 | 2 | 2:46.290 | 52.286 | 1:00.262 | 53.742 | 132.7 | 13:14.506 | | | | | | | | | | |
| 7 | 2 | 1:50.681 | 35.534 | 37.632 | 37.515 | 273.2 | 15:05.187 | | | | | | | | | | |
| 8 | 2 | 1:49.561 | 34.593 | 37.478 | 37.490 | 278.8 | 16:54.748 | | | | | | | | | | |
| 9 | 2 | 1:49.526 | 34.502 | 37.495 | 37.529 | 280.2 | 18:44.274 | | | | | | | | | | |
| 10 | 2 | 1:49.224 | 34.544 | 37.309 | 37.371 | 278.8 | 20:33.498 | | | | | | | | | | |
| 11 | 2 | 1:49.195 | 34.584 | 37.328 | 37.283 | 278.1 | 22:22.693 | | | | | | | | | | |
| 12 | 2 | 1:49.102 | 34.463 | 37.204 | 37.435 | 278.1 | 24:11.795 | | | | | | | | | | |
| 13 | 2 | 1:55.169 | 34.533 | 37.373 | 43.263 | 277.3 | 26:06.964 | | | | | | | | | | |
| 14 | 1 | 2:57.400 | 1:41.777 | 38.163 | 37.460 | 212.3 | 29:04.364 | | | | | | | | | | |
| 15 | 1 | 1:50.885 | 34.969 | 37.880 | 38.036 | 274.5 | 30:55.249 | | | | | | | | | | |
| 16 | 1 | 1:49.953 | 34.576 | 37.651 | 37.726 | 277.3 | 32:45.202 | | | | | | | | | | |
| 17 | 1 | 1:49.257 | 34.669 | 37.278 | 37.310 | 277.3 | 34:34.459 | | | | | | | | | | |
| 18 | 1 | 1:49.545 | 34.673 | 37.497 | 37.375 | 275.2 | 36:24.004 | | | | | | | | | | |
| 19 | 1 | 1:49.162 | 34.636 | 37.191 | 37.335 | 277.3 | 38:13.166 | | | | | | | | | | |
| 20 | 1 | 1:49.039 | 34.559 | 37.205 | 37.275 | 277.3 | 40:02.205 | | | | | | | | | | |
| 21 | 1 | 1:48.895 | 34.510 | 37.168 | 37.217 | 275.9 | 41:51.100 | | | | | | | | | | |
| 22 | 1 | 1:48.891 | 34.588 | 37.079 | 37.224 | 275.9 | 43:39.991 | | | | | | | | | | |
| 23 | 1 | 1:49.372 | 34.591 | 37.273 | 37.508 | 275.9 | 45:29.363 | | | | | | | | | | |
| 24 | 1 | 1:49.334 | 34.617 | 37.319 | 37.398 | 276.6 | 47:18.697 | | | | | | | | | | |
| 25 | 1 | 1:49.362 | 34.584 | 37.326 | 37.452 | 275.9 | 49:08.059 | | | | | | | | | | |
| 1 | 2 | 1:49.431 | 34.778 | 37.461 | 37.192 | 251.1 | 1:49.431 | | | | | | | | | | |
| 2 | 2 | 1:49.126 | 34.461 | 37.367 | 37.298 | 282.4 | 3:38.557 | | | | | | | | | | |
| 3 | 2 | 1:48.592 | 34.377 | 37.071 | 37.144 | 278.1 | 5:27.149 | | | | | | | | | | |
| 4 | 2 | 1:58.579 | 34.354 | 41.119 | 43.106 | 278.1 | 7:25.728 | | | | | | | | | | |
| 5 | 2 | 3:00.737 | 56.963 | 1:02.849 | 1:00.925 | 175.1 | 10:26.465 | | | | | | | | | | |
| 6 | 2 | 2:46.929 | 51.920 | 58.483 | 56.526 | 158.9 | 13:13.394 | | | | | | | | | | |
| 7 | 2 | 1:50.189 | 35.129 | 37.584 | 37.476 | 273.9 | 15:03.583 | | | | | | | | | | |
| 8 | 2 | 1:49.367 | 34.715 | 37.301 | 37.351 | 277.3 | 16:52.950 | | | | | | | | | | |
| 9 | 2 | 1:48.771 | 34.324 | 37.131 | 37.316 | 277.3 | 18:41.721 | | | | | | | | | | |
| 10 | 2 | 1:48.805 | 34.451 | 37.028 | 37.326 | 277.3 | 20:30.526 | | | | | | | | | | |
| 11 | 2 | 1:48.742 | 34.458 | 37.053 | 37.231 | 277.3 | 22:19.268 | | | | | | | | | | |
| 12 | 2 | 1:48.696 | 34.361 | 36.970 | 37.365 | 276.6 | 24:07.964 | | | | | | | | | | |
| 13 | 2 | 1:48.806 | 34.453 | 37.137 | 37.216 | 277.3 | 25:56.770 | | | | | | | | | | |
| 14 | 2 | 1:54.535 | 34.459 | 37.085 | 42.991 | 277.3 | 27:51.305 | | | | | | | | | | |
| 15 | 1 | 3:00.519 | 1:43.437 | 38.017 | 39.065 | 211.1 | 30:51.824 | | | | | | | | | | |
| 16 | 1 | 1:53.684 | 35.198 | 38.865 | 39.621 | 267.8 | 32:45.508 | | | | | | | | | | |
| 17 | 1 | 1:54.147 | 35.402 | 39.444 | 39.301 | 262.6 | 34:39.655 | | | | | | | | | | |
| 18 | 1 | 1:54.610 | 36.207 | 39.150 | 39.253 | 273.9 | 36:34.265 | | | | | | | | | | |
| 19 | 1 | 1:52.453 | 35.137 | 38.455 | 38.861 | 273.9 | 38:26.718 | | | | | | | | | | |
| 20 | 1 | 1:54.562 | 36.065 | 38.820 | 39.677 | 244.3 | 40:21.280 | | | | | | | | | | |
| 21 | 1 | 1:54.588 | 35.390 | 39.168 | 40.030 | 275.9 | 42:15.868 | | | | | | | | | | |
| 22 | 1 | 1:52.671 | 34.687 | 38.635 | 39.349 | 273.9 | 44:08.539 | | | | | | | | | | |
| 23 | 1 | 1:53.650 | 34.665 | 38.644 | 40.341 | 275.9 | 46:02.189 | | | | | | | | | | |
| 24 | 1 | 1:52.100 | 34.982 | 38.309 | 38.809 | 270.4 | 47:54.289 | | | | | | | | | | |
| 25 | 1 | 1:52.668 | 35.003 | 38.867 | 38.798 | 274.5 | 49:46.957 | | | | | | | | | | |
| 26 | 1 | 1:54.828 | 36.754 | 38.913 | 39.161 | 275.9 | 51:41.785 | | | | | | | | | | |
| 12 | Ombra Srl 1. Alex FRASSINETI 2. Stefano GATTUSO | | | | | | | Lamborghini Huracan S.GT3 | 15 | BMW Team Italia 1. Stefano COMANDINI 2. Alberto CERQUI | | | | | | | BMW M6 GT3 S.GT3 |
| 1 | 1 | 1:53.272 | 36.842 | 38.301 | 38.129 | 244.9 | 1:53.272 | | | | | | | | | | |
| 2 | 1 | 1:50.301 | 34.742 | 37.718 | 37.841 | 281.7 | 3:43.573 | | | | | | | | | | |
| 3 | 1 | 1:50.185 | 34.830 | 37.732 | 37.623 | 282.4 | 5:33.758 | | | | | | | | | | |
| 1 | 2 | 1:53.512 | 37.149 | 38.194 | 38.169 | 235.3 | 1:53.512 | | | | | | | | | | |
| 2 | 2 | 1:50.593 | 34.937 | 37.781 | 37.875 | 267.1 | 3:44.105 | | | | | | | | | | |
| 3 | 2 | 1:49.890 | 34.640 | 37.789 | 37.461 | 274.5 | 5:33.995 | | | | | | | | | | |
| 4 | 2 | 2:00.951 | 35.189 | 40.071 | 45.691 | 260.7 | 7:34.946 | | | | | | | | | | |
| 5 | 2 | 2:59.813 | 54.206 | 1:01.164 | 1:04.443 | 165.2 | 10:34.759 | | | | | | | | | | |
| 6 | 2 | 2:40.924 | 48.083 | 59.979 | 52.862 | 186.8 | 13:15.683 | | | | | | | | | | |
| 7 | 2 | 1:51.206 | 36.002 | 37.766 | 37.438 | 271.8 | 15:06.889 | | | | | | | | | | |
| 8 | 2 | 1:49.749 | 34.807 | 37.445 | 37.497 | 275.2 | 16:56.638 | | | | | | | | | | |
| 9 | 2 | 1:49.839 | 34.652 | 37.613 | 37.574 | 278.8 | 18:46.477 | | | | | | | | | | |
| 10 | 2 | 1:49.345 | 34.625 | 37.273 | 37.447 | 278.1 | 20:35.822 | | | | | | | | | | |
| 11 | 2 | 1:49.139 | 34.544 | 37.426 | 37.169 | 278.8 | 22:24.961 | | | | | | | | | | |
| 12 | 2 | 1:49.563 | 34.458 | 37.555 | 37.550 | 278.8 | 24:14.524 | | | | | | | | | | |
| 13 | 2 | 1:50.079 | 34.961 | 37.555 | 37.563 | 275.2 | 26:04.603 | | | | | | | | | | |
| 14 | 2 | 1:55.361 | 34.659 | 37.539 | 43.163 | 276.6 | 27:59.964 | | | | | | | | | | |
| 15 | 1 | 3:05.859 | 1:49.635 | 38.615 | 37.609 | 211.1 | 31:05.823 | | | | | | | | | | |
| 16 | 1 | 1:50.278 | 34.890 | 37.802 | 37.586 | 275.2 | 32:56.101 | | | | | | | | | | |
| 17 | 1 | 1:50.095 | 34.848 | 37.562 | 37.685 | 275.9 | 34:46.196 | | | | | | | | | | |



C.I. Gran Turismo (S.GT3-GT3)


ACI Racing Weekend - Monza

Race 1

Sector Analysis

■ Personal Best
 ■ Session Best
 ■ Crossing the finish line in pit lane

| Lap | D | Time | Sector 1 | Sector 2 | Sector 3 | T. Spd | Elapsed | Lap | D | Time | Sector 1 | Sector 2 | Sector 3 | T. Spd | Elapsed |
|--|---|-----------|----------|----------|----------|--------|-----------|---|---|-----------|----------|----------|----------|--------|-----------|
| 18 | 1 | 1:49.928 | 34.732 | 37.623 | 37.573 | 275.9 | 36:36.124 | 17 | 2 | 1:49.749 | 34.664 | 37.423 | 37.662 | 275.9 | 34:46.765 |
| 19 | 1 | 1:50.749 | 34.735 | 37.848 | 38.166 | 278.1 | 38:26.873 | 18 | 2 | 1:49.988 | 34.576 | 37.850 | 37.562 | 274.5 | 36:36.753 |
| 20 | 1 | 1:50.231 | 34.780 | 37.713 | 37.738 | 280.9 | 40:17.104 | 19 | 2 | 1:50.305 | 34.737 | 37.581 | 37.987 | 272.5 | 38:27.058 |
| 21 | 1 | 1:50.683 | 35.169 | 37.952 | 37.562 | 273.9 | 42:07.787 | 20 | 2 | 1:50.699 | 34.913 | 37.785 | 38.001 | 260.1 | 40:17.757 |
| 22 | 1 | 1:50.141 | 34.742 | 37.704 | 37.695 | 276.6 | 43:57.928 | 21 | 2 | 1:50.715 | 34.671 | 38.340 | 37.704 | 274.5 | 42:08.472 |
| 23 | 1 | 1:49.940 | 34.691 | 37.620 | 37.629 | 276.6 | 45:47.868 | 22 | 2 | 1:49.920 | 34.677 | 37.500 | 37.743 | 279.5 | 43:58.392 |
| 24 | 1 | 1:50.597 | 34.778 | 37.764 | 38.055 | 275.9 | 47:38.465 | 23 | 2 | 1:50.410 | 34.573 | 38.065 | 37.772 | 265.8 | 45:48.802 |
| 25 | 1 | 1:50.592 | 34.814 | 37.789 | 37.989 | 276.6 | 49:29.057 | 24 | 2 | 1:50.712 | 34.786 | 38.132 | 37.794 | 276.6 | 47:39.514 |
| 26 | 1 | 1:50.463 | 34.895 | 37.609 | 37.959 | 275.9 | 51:19.520 | 25 | 2 | 1:50.610 | 34.812 | 37.748 | 38.050 | 276.6 | 49:30.124 |
| <div style="border: 1px solid black; padding: 5px;"> 16 Imperiale Racing 1. Mirko BORTOLOTTI 2. Jeroen MUL </div> | | | | | | | | <div style="border: 1px solid black; padding: 5px;"> 25 Antonelli Motorsport 1. Riccardo AGOSTINI 2. Alberto DI FOLCO </div> | | | | | | | |
| Lamborghini Huracan S.GT3 | | | | | | | | Lamborghini Huracan S.GT3 | | | | | | | |
| 1 | 2 | 1:52.106 | 36.095 | 38.143 | 37.868 | 243.8 | 1:52.106 | 1 | 2 | 1:54.002 | 37.396 | 38.546 | 38.060 | 225.6 | 1:54.002 |
| 2 | 2 | 1:49.909 | 34.452 | 37.784 | 37.673 | 277.3 | 3:42.015 | 2 | 2 | 1:50.925 | 34.959 | 37.901 | 38.065 | 271.8 | 3:44.927 |
| 3 | 2 | 1:49.248 | 34.244 | 37.444 | 37.560 | 281.7 | 5:31.263 | 3 | 2 | 1:49.948 | 34.559 | 37.678 | 37.711 | 281.7 | 5:34.875 |
| 4 | 2 | 2:02.889 | 34.203 | 43.059 | 45.627 | 274.5 | 7:34.152 | 4 | 2 | 2:00.407 | 34.866 | 40.167 | 45.374 | 280.2 | 7:35.282 |
| 5 | 2 | 2:59.836 | 53.377 | 1:01.808 | 1:04.651 | 173.7 | 10:33.988 | 5 | 2 | 3:00.101 | 54.606 | 1:01.181 | 1:04.314 | 156.0 | 10:35.383 |
| 6 | 2 | 2:41.468 | 48.172 | 1:00.199 | 53.097 | 179.1 | 13:15.456 | 6 | 2 | 2:40.688 | 47.975 | 59.756 | 52.957 | 176.8 | 13:16.071 |
| 7 | 2 | 1:50.487 | 35.131 | 37.856 | 37.500 | 276.6 | 15:05.943 | 7 | 2 | 1:51.561 | 35.796 | 38.198 | 37.567 | 258.9 | 15:07.632 |
| 8 | 2 | 1:49.406 | 34.218 | 37.661 | 37.527 | 280.9 | 16:55.349 | 8 | 2 | 1:49.786 | 34.577 | 37.569 | 37.640 | 283.9 | 16:57.418 |
| 9 | 2 | 1:49.769 | 34.354 | 38.111 | 37.304 | 274.5 | 18:45.118 | 9 | 2 | 1:50.191 | 34.416 | 37.898 | 37.877 | 284.6 | 18:47.609 |
| 10 | 2 | 1:48.872 | 34.425 | 37.179 | 37.268 | 272.5 | 20:33.990 | 10 | 2 | 1:57.013B | 34.528 | 38.060 | 44.425 | 281.7 | 20:44.622 |
| 11 | 2 | 1:55.350B | 34.668 | 37.318 | 43.364 | 262.6 | 22:29.340 | 11 | 1 | 3:09.270 | 1:53.356 | 38.154 | 37.760 | 214.9 | 23:53.892 |
| 12 | 1 | 2:57.576 | 1:43.590 | 36.920 | 37.066 | 220.5 | 25:26.916 | 12 | 1 | 1:49.803 | 34.568 | 37.563 | 37.672 | 276.6 | 25:43.695 |
| 13 | 1 | 1:47.583 | 33.791 | 36.882 | 36.910 | 289.1 | 27:14.499 | 13 | 1 | 1:49.611 | 34.446 | 37.550 | 37.615 | 282.4 | 27:33.306 |
| 14 | 1 | 1:50.029 | 34.206 | 38.268 | 37.555 | 288.4 | 29:04.528 | 14 | 1 | 1:49.677 | 34.370 | 37.652 | 37.655 | 282.4 | 29:22.983 |
| 15 | 1 | 1:51.020 | 34.892 | 37.985 | 38.143 | 280.9 | 30:55.548 | 15 | 1 | 1:50.878 | 34.582 | 37.936 | 38.360 | 271.1 | 31:13.861 |
| 16 | 1 | 1:49.869 | 34.450 | 37.625 | 37.794 | 275.9 | 32:45.417 | 16 | 1 | 1:49.761 | 34.478 | 37.513 | 37.770 | 281.7 | 33:03.622 |
| 17 | 1 | 1:49.359 | 34.574 | 37.401 | 37.384 | 277.3 | 34:34.776 | 17 | 1 | 1:49.747 | 34.433 | 37.559 | 37.755 | 283.9 | 34:53.369 |
| 18 | 1 | 1:49.452 | 34.539 | 37.499 | 37.414 | 272.5 | 36:24.228 | 18 | 1 | 1:50.057 | 34.276 | 37.835 | 37.946 | 281.7 | 36:43.426 |
| 19 | 1 | 1:49.266 | 34.597 | 37.379 | 37.290 | 267.8 | 38:13.494 | 19 | 1 | 1:49.742 | 34.354 | 37.694 | 37.694 | 271.8 | 38:33.168 |
| 20 | 1 | 1:49.094 | 34.454 | 37.388 | 37.252 | 275.2 | 40:02.588 | 20 | 1 | 1:49.783 | 34.327 | 37.745 | 37.711 | 271.8 | 40:22.951 |
| 21 | 1 | 1:48.804 | 34.366 | 37.272 | 37.166 | 276.6 | 41:51.392 | 21 | 1 | 1:51.196 | 34.586 | 38.471 | 38.139 | 278.8 | 42:14.147 |
| 22 | 1 | 1:48.893 | 34.605 | 37.104 | 37.184 | 273.9 | 43:40.285 | 22 | 1 | 1:49.865 | 34.293 | 37.855 | 37.717 | 282.4 | 44:04.012 |
| 23 | 1 | 1:49.358 | 34.475 | 37.409 | 37.474 | 278.8 | 45:29.643 | 23 | 1 | 1:51.075 | 35.127 | 38.036 | 37.912 | 273.2 | 45:55.087 |
| 24 | 1 | 1:49.394 | 34.491 | 37.474 | 37.429 | 280.2 | 47:19.037 | 24 | 1 | 1:49.984 | 34.516 | 37.617 | 37.851 | 280.9 | 47:45.071 |
| 25 | 1 | 1:49.341 | 34.599 | 37.359 | 37.383 | 277.3 | 49:08.378 | 25 | 1 | 1:49.434 | 34.352 | 37.561 | 37.521 | 283.1 | 49:34.505 |
| 26 | 1 | 1:49.600 | 34.469 | 37.458 | 37.673 | 280.2 | 50:57.978 | 26 | 1 | 1:50.725 | 35.023 | 37.898 | 37.804 | 284.6 | 51:25.230 |
| <div style="border: 1px solid black; padding: 5px;"> 23 Drive Technology Italia srl 1. Francesca LINOSI 2. Lorenzo BONTEMPELLI </div> | | | | | | | | <div style="border: 1px solid black; padding: 5px;"> 32 Imperiale Racing 1. Stefano PEZZUCCHI 2. Giovanni VENTURINI </div> | | | | | | | |
| Nissan Nismo GT3 S.GT3 | | | | | | | | Lamborghini Huracan S.GT3 | | | | | | | |
| 1 | 1 | 1:55.383 | 38.534 | 38.610 | 38.239 | 236.3 | 1:55.383 | 1 | 2 | 1:51.861 | 35.944 | 38.116 | 37.801 | 251.1 | 1:51.861 |
| 2 | 1 | 1:50.994 | 34.852 | 38.152 | 37.990 | 279.5 | 3:46.377 | 2 | 2 | 1:49.878 | 34.579 | 37.732 | 37.567 | 284.6 | 3:41.739 |
| 3 | 1 | 1:50.435 | 34.649 | 37.747 | 38.039 | 278.1 | 5:36.812 | 3 | 2 | 1:49.250 | 34.307 | 37.484 | 37.459 | 282.4 | 5:30.989 |
| 4 | 1 | 2:00.060 | 35.207 | 39.291 | 45.562 | 266.5 | 7:36.872 | 4 | 2 | 2:01.251 | 34.283 | 42.818 | 44.150 | 284.6 | 7:32.240 |
| 5 | 1 | 3:01.533 | 54.391 | 1:01.532 | 1:05.610 | 137.4 | 10:38.405 | 5 | 2 | 2:57.132 | 54.522 | 1:01.803 | 1:00.807 | 151.6 | 10:29.372 |
| 6 | 1 | 2:38.451 | 46.190 | 1:00.530 | 51.731 | 188.7 | 13:16.856 | 6 | 2 | 2:45.861 | 52.377 | 59.979 | 53.505 | 149.5 | 13:15.233 |
| 7 | 1 | 1:52.287 | 35.786 | 38.425 | 38.076 | 248.8 | 15:09.143 | 7 | 2 | 1:50.460 | 35.241 | 37.727 | 37.492 | 275.2 | 15:05.693 |
| 8 | 1 | 1:50.603 | 34.962 | 37.747 | 37.894 | 273.2 | 16:59.746 | 8 | 2 | 1:49.521 | 34.319 | 37.596 | 37.606 | 285.4 | 16:55.214 |
| 9 | 1 | 1:50.311 | 34.695 | 37.676 | 37.940 | 278.8 | 18:50.057 | 9 | 2 | 1:50.728 | 34.383 | 38.886 | 37.459 | 286.1 | 18:45.942 |
| 10 | 1 | 1:57.019B | 34.689 | 37.756 | 44.574 | 274.5 | 20:47.076 | 10 | 2 | 1:49.219 | 34.212 | 37.530 | 37.477 | 284.6 | 20:35.161 |
| 11 | 2 | 2:57.398 | 1:40.981 | 38.017 | 38.400 | 216.6 | 23:44.474 | 11 | 2 | 1:49.239 | 34.352 | 37.484 | 37.403 | 283.1 | 22:24.400 |
| 12 | 2 | 1:50.876 | 34.881 | 37.758 | 38.237 | 276.6 | 25:35.350 | 12 | 2 | 1:48.921 | 34.367 | 37.239 | 37.315 | 283.1 | 24:13.321 |
| 13 | 2 | 1:50.671 | 34.905 | 37.599 | 38.167 | 275.2 | 27:26.021 | 13 | 2 | 1:55.762B | 34.292 | 37.186 | 44.284 | 283.1 | 26:09.083 |
| 14 | 2 | 1:50.051 | 34.524 | 37.377 | 38.150 | 278.1 | 29:16.072 | 14 | 1 | 3:12.582 | 1:54.613 | 39.833 | 38.136 | 214.0 | 29:21.665 |
| 15 | 2 | 1:50.268 | 34.726 | 37.868 | 37.674 | 277.3 | 31:06.340 | 15 | 1 | 1:50.450 | 34.591 | 37.957 | 37.902 | 280.9 | 31:12.115 |
| 16 | 2 | 1:50.676 | 34.933 | 37.957 | 37.786 | 277.3 | 32:57.016 | | | | | | | | |



C.I. Gran Turismo (S.GT3-GT3)

ACI Racing Weekend - Monza

Race 1


Sector Analysis

| | | | | | | | ■ Personal Best | | ■ Session Best | | ■ Crossing the finish line in pit lane | | | | | |
|------------------------------------|---|----------|----------|----------|----------|--------|--------------------|-----|----------------------------|----------|--|----------|----------|--------|-----------|-----------|
| Lap | D | Time | Sector 1 | Sector 2 | Sector 3 | T. Spd | Elapsed | Lap | D | Time | Sector 1 | Sector 2 | Sector 3 | T. Spd | Elapsed | |
| 16 | 1 | 1:50.318 | 34.551 | 37.839 | 37.928 | 282.4 | 33:02.433 | 15 | 2 | 1:51.200 | 34.529 | 38.351 | 38.320 | 278.8 | 31:13.615 | |
| 17 | 1 | 1:49.998 | 34.477 | 37.899 | 37.622 | 281.7 | 34:52.431 | 16 | 2 | 1:51.441 | 35.146 | 38.047 | 38.248 | 260.7 | 33:05.056 | |
| 18 | 1 | 1:50.588 | 34.408 | 38.290 | 37.890 | 281.7 | 36:43.019 | 17 | 2 | 1:50.164 | 34.569 | 37.733 | 37.862 | 272.5 | 34:55.220 | |
| 19 | 1 | 1:49.687 | 34.362 | 37.667 | 37.658 | 281.7 | 38:32.706 | 18 | 2 | 1:51.302 | 34.697 | 38.198 | 38.407 | 275.9 | 36:46.522 | |
| 20 | 1 | 1:49.881 | 34.351 | 37.775 | 37.755 | 282.4 | 40:22.587 | 19 | 2 | 1:50.559 | 34.695 | 37.874 | 37.990 | 275.9 | 38:37.081 | |
| 21 | 1 | 1:51.079 | 34.758 | 38.499 | 37.822 | 282.4 | 42:13.666 | 20 | 2 | 1:50.061 | 34.417 | 37.620 | 38.024 | 278.1 | 40:27.142 | |
| 22 | 1 | 1:50.404 | 34.479 | 37.737 | 38.188 | 281.7 | 44:04.070 | 21 | 2 | 1:51.562 | 34.741 | 38.105 | 38.716 | 277.3 | 42:18.704 | |
| 23 | 1 | 1:52.132 | 35.098 | 39.017 | 38.017 | 284.6 | 45:56.202 | 22 | 2 | 1:50.614 | 34.693 | 38.055 | 37.866 | 276.6 | 44:09.318 | |
| 24 | 1 | 1:50.435 | 34.286 | 38.102 | 38.047 | 283.9 | 47:46.637 | 23 | 2 | 1:51.246 | 34.556 | 38.117 | 38.573 | 277.3 | 46:00.564 | |
| 25 | 1 | 1:50.094 | 34.367 | 37.985 | 37.742 | 282.4 | 49:36.731 | 24 | 2 | 1:50.973 | 34.708 | 38.026 | 38.239 | 272.5 | 47:51.537 | |
| 26 | 1 | 1:51.516 | 35.414 | 37.983 | 38.119 | 283.9 | 51:28.247 | 25 | 2 | 1:51.076 | 34.757 | 38.098 | 38.221 | 273.9 | 49:42.613 | |
| | | | | | | | | | 26 | 2 | 1:50.680 | 34.608 | 37.952 | 38.120 | 276.6 | 51:33.293 |
| 46 Black Bull Swisse Racing | | | | | | | Ferrari 488 | | 60 Team Malucelli | | | | | | | |
| 1.Mirko VENTURI | | | | | | | S.GT3 | | 1.Marco GALASSI | | | | | | | |
| 2.Stefano GALI | | | | | | | Ferrari 458 Italia | | | | | | | | | |
| | | | | | | | GT3 | | | | | | | | | |
| 1 | 1 | 1:49.137 | 34.254 | 37.547 | 37.336 | 253.4 | 1:49.137 | 1 | 1 | 1:57.217 | 39.221 | 39.065 | 38.931 | 220.1 | 1:57.217 | |
| 2 | 1 | 1:49.304 | 34.494 | 37.250 | 37.560 | 276.6 | 3:38.441 | 2 | 1 | 1:51.904 | 34.723 | 38.367 | 38.814 | 277.3 | 3:49.121 | |
| 3 | 1 | 1:50.029 | 35.128 | 37.496 | 37.405 | 274.5 | 5:28.470 | 3 | 1 | 1:51.420 | 34.646 | 38.267 | 38.507 | 278.8 | 5:40.541 | |
| 4 | 1 | 1:59.750 | 34.514 | 40.855 | 44.381 | 278.1 | 7:28.220 | 4 | 1 | 1:58.042 | 35.909 | 39.219 | 42.914 | 230.8 | 7:38.583 | |
| 5 | 1 | 2:58.899 | 55.424 | 1:02.729 | 1:00.746 | 144.8 | 10:27.119 | 5 | 1 | 3:01.452 | 54.497 | 1:01.229 | 1:05.726 | 150.6 | 10:40.035 | |
| 6 | 1 | 2:46.641 | 52.894 | 59.960 | 53.787 | 127.9 | 13:13.760 | 6 | 1 | 2:38.016 | 45.796 | 1:00.586 | 51.634 | 200.2 | 13:18.051 | |
| 7 | 1 | 1:50.399 | 35.058 | 37.795 | 37.546 | 274.5 | 15:04.159 | 7 | 1 | 1:52.845 | 35.443 | 38.905 | 38.497 | 262.0 | 15:10.896 | |
| 8 | 1 | 1:49.497 | 34.341 | 37.683 | 37.473 | 279.5 | 16:53.656 | 8 | 1 | 1:52.473 | 35.086 | 38.044 | 39.343 | 278.8 | 17:03.369 | |
| 9 | 1 | 1:49.154 | 34.372 | 37.296 | 37.486 | 278.1 | 18:42.810 | 9 | 1 | 1:52.781 | 35.826 | 38.044 | 38.911 | 260.7 | 18:56.150 | |
| 10 | 1 | 1:48.841 | 34.387 | 37.144 | 37.310 | 278.1 | 20:31.651 | 10 | 1 | 1:51.699 | 34.652 | 38.318 | 38.729 | 280.2 | 20:47.849 | |
| 11 | 1 | 1:48.699 | 34.308 | 37.107 | 37.284 | 276.6 | 22:20.350 | 11 | 1 | 1:59.016 | 34.851 | 38.283 | 45.882 | 264.5 | 22:46.865 | |
| 12 | 1 | 1:48.851 | 34.443 | 37.070 | 37.338 | 277.3 | 24:09.201 | 12 | 1 | 3:01.128 | 1:44.698 | 38.184 | 38.246 | 213.6 | 25:47.993 | |
| 13 | 1 | 1:49.304 | 34.661 | 37.279 | 37.364 | 277.3 | 25:58.505 | 13 | 1 | 1:51.052 | 34.973 | 37.910 | 38.169 | 274.5 | 27:39.045 | |
| 14 | 1 | 1:54.831 | 34.443 | 37.162 | 43.226 | 276.6 | 27:53.336 | 14 | 1 | 1:51.336 | 34.754 | 38.131 | 38.451 | 275.2 | 29:30.381 | |
| 15 | 2 | 3:02.713 | 1:45.654 | 38.077 | 38.982 | 215.3 | 30:56.049 | 15 | 1 | 1:51.484 | 35.118 | 38.091 | 38.275 | 277.3 | 31:21.865 | |
| 16 | 2 | 1:50.503 | 34.695 | 37.886 | 37.922 | 277.3 | 32:46.552 | 16 | 1 | 1:51.188 | 34.436 | 38.192 | 38.560 | 280.2 | 33:13.053 | |
| 17 | 2 | 1:50.404 | 34.571 | 37.993 | 37.840 | 262.6 | 34:36.956 | 17 | 1 | 1:51.768 | 34.698 | 38.078 | 38.992 | 280.9 | 35:04.821 | |
| 18 | 2 | 1:49.855 | 34.622 | 37.522 | 37.711 | 275.9 | 36:26.811 | 18 | 1 | 1:51.536 | 34.886 | 38.106 | 38.544 | 275.9 | 36:56.357 | |
| 19 | 2 | 1:50.066 | 34.571 | 37.715 | 37.780 | 275.2 | 38:16.877 | 19 | 1 | 1:51.592 | 34.957 | 38.007 | 38.628 | 273.2 | 38:47.949 | |
| 20 | 2 | 1:49.766 | 34.474 | 37.547 | 37.745 | 275.9 | 40:06.643 | 20 | 1 | 1:51.449 | 34.540 | 38.137 | 38.772 | 275.2 | 40:39.398 | |
| 21 | 2 | 1:49.755 | 34.576 | 37.384 | 37.795 | 273.9 | 41:56.398 | 21 | 1 | 1:52.389 | 35.268 | 38.326 | 38.795 | 278.8 | 42:31.787 | |
| 22 | 2 | 1:49.677 | 34.465 | 37.449 | 37.763 | 275.9 | 43:46.075 | 22 | 1 | 1:51.583 | 34.578 | 38.337 | 38.668 | 277.3 | 44:23.370 | |
| 23 | 2 | 1:50.010 | 34.464 | 37.586 | 37.960 | 277.3 | 45:36.085 | 23 | 1 | 1:52.147 | 34.826 | 38.397 | 38.924 | 270.4 | 46:15.517 | |
| 24 | 2 | 1:50.461 | 34.689 | 38.039 | 37.733 | 275.9 | 47:26.546 | 24 | 1 | 1:51.771 | 34.709 | 38.311 | 38.751 | 280.2 | 48:07.288 | |
| 25 | 2 | 1:49.738 | 34.467 | 37.599 | 37.672 | 276.6 | 49:16.284 | 25 | 1 | 1:51.671 | 34.566 | 38.258 | 38.847 | 272.5 | 49:58.959 | |
| 26 | 2 | 1:49.889 | 34.401 | 37.622 | 37.866 | 276.6 | 51:06.173 | 26 | 1 | 1:51.968 | 34.824 | 38.409 | 38.735 | 277.3 | 51:50.927 | |
| 53 Krypton Motorsport | | | | | | | Porsche 911 GT3 R | | 61 Cars Engineering | | | | | | | |
| 1.Luca PASTORELLI | | | | | | | GT3 | | 1.Ferdinando MONFARDINI | | | | | | | |
| 2.Nicola PASTORELLI | | | | | | | 2.Ronnie VALORI | | | | | | | | | |
| 1 | 1 | 1:56.486 | 38.870 | 38.756 | 38.860 | 245.4 | 1:56.486 | 1 | 1 | 1:57.374 | 39.677 | 39.115 | 38.582 | 207.9 | 1:57.374 | |
| 2 | 1 | 1:51.937 | 35.099 | 38.479 | 38.359 | 278.1 | 3:48.423 | 2 | 1 | 1:51.898 | 35.019 | 38.385 | 38.494 | 258.2 | 3:49.272 | |
| 3 | 1 | 1:51.077 | 34.519 | 38.069 | 38.489 | 278.1 | 5:39.500 | 3 | 1 | 1:51.598 | 35.005 | 38.149 | 38.444 | 256.4 | 5:40.870 | |
| 4 | 1 | 1:57.728 | 35.860 | 38.753 | 43.115 | 230.3 | 7:37.228 | 4 | 1 | 1:58.412 | 36.015 | 39.433 | 42.964 | 240.0 | 7:39.282 | |
| 5 | 1 | 3:01.844 | 54.888 | 1:01.469 | 1:05.487 | 134.7 | 10:39.072 | 5 | 1 | 3:01.291 | 54.406 | 1:01.444 | 1:05.441 | 147.3 | 10:40.573 | |
| 6 | 1 | 2:38.310 | 46.096 | 1:00.608 | 51.606 | 199.9 | 13:17.382 | 6 | 1 | 2:37.567 | 46.214 | 1:00.293 | 51.060 | 193.5 | 13:18.140 | |
| 7 | 1 | 1:52.572 | 35.546 | 38.954 | 38.072 | 249.9 | 15:09.954 | 7 | 1 | 1:52.977 | 36.224 | 38.531 | 38.222 | 244.9 | 15:11.117 | |
| 8 | 1 | 1:51.413 | 34.509 | 38.609 | 38.295 | 280.9 | 17:01.367 | 8 | 1 | 1:51.921 | 35.220 | 37.838 | 38.863 | 254.0 | 17:03.038 | |
| 9 | 1 | 1:51.161 | 34.830 | 38.082 | 38.249 | 278.1 | 18:52.528 | 9 | 1 | 1:51.467 | 35.123 | 37.820 | 38.524 | 266.5 | 18:54.505 | |
| 10 | 1 | 1:51.421 | 34.878 | 38.240 | 38.303 | 275.2 | 20:43.949 | 10 | 1 | 1:51.139 | 34.959 | 37.761 | 38.419 | 268.4 | 20:45.644 | |
| 11 | 1 | 1:57.462 | 34.888 | 38.220 | 44.354 | 272.5 | 22:41.411 | 11 | 1 | 1:51.260 | 35.017 | 37.718 | 38.525 | 267.8 | 22:36.904 | |
| 12 | 2 | 2:59.800 | 1:43.710 | 38.151 | 37.939 | 213.2 | 25:41.211 | 12 | 1 | 1:51.226 | 35.249 | 37.641 | 38.336 | 263.2 | 24:28.130 | |
| 13 | 2 | 1:50.690 | 34.890 | 37.893 | 37.907 | 271.8 | 27:31.901 | 13 | 1 | 1:57.627 | 35.114 | 37.818 | 44.695 | 265.2 | 26:25.757 | |
| 14 | 2 | 1:50.514 | 34.805 | 37.867 | 37.842 | 273.9 | 29:22.415 | | | | | | | | | |



SPORT
SERVICE

Gran Turismo
Campionato Italiano



C.I. Gran Turismo (S.GT3-GT3)

ACI Racing Weekend - Monza

Race 1

Sector Analysis

MONZA 5.793 m.

■ Personal Best ■ Session Best B Crossing the finish line in pit lane

| Lap | D | Time | Sector 1 | Sector 2 | Sector 3 | T. Spd | Elapsed | Lap | D | Time | Sector 1 | Sector 2 | Sector 3 | T. Spd | Elapsed |
|-----|---|-------------------|----------|----------|----------|--------|-----------|-----|---|------|----------|----------|----------|--------|---------|
| 14 | 2 | 3:08.865 | 1:51.741 | 38.410 | 38.714 | 210.7 | 29:34.622 | | | | | | | | |
| 15 | 2 | 1:52.695 | 35.731 | 38.365 | 38.599 | 265.8 | 31:27.317 | | | | | | | | |
| 16 | 2 | 1:51.997 | 35.238 | 38.255 | 38.504 | 268.4 | 33:19.314 | | | | | | | | |
| 17 | 2 | 1:51.805 | 35.438 | 38.019 | 38.348 | 265.8 | 35:11.119 | | | | | | | | |
| 18 | 2 | 1:53.122 | 35.232 | 39.167 | 38.723 | 267.8 | 37:04.241 | | | | | | | | |
| 19 | 2 | 1:51.539 | 35.242 | 38.011 | 38.286 | 265.8 | 38:55.780 | | | | | | | | |
| 20 | 2 | 1:51.593 | 35.228 | 37.900 | 38.465 | 267.1 | 40:47.373 | | | | | | | | |
| 21 | 2 | 1:53.991 | 35.414 | 38.239 | 40.338 | 266.5 | 42:41.364 | | | | | | | | |
| 22 | 2 | 3:51.090 B | 39.051 | 1:24.273 | 1:47.766 | 243.8 | 46:32.454 | | | | | | | | |

| | | | | | | | | | | | | | | | |
|-----------|------------------------------------|-----------------|------------------------|---------------|---------------|----------|----------|---------|-----|---|------|----------|----------|----------|--------|
| 72 | Scuderia Baldini 27 Network | | Ferrari 458 Italia GT3 | | | | | | | | | | | | |
| | 1.Federico LEO | | | | | | | | | | | | | | |
| | 2.Eddie CHEEVER | | | | | | | | | | | | | | |
| | Lap | D | Time | Sector 1 | Sector 2 | Sector 3 | T. Spd | Elapsed | Lap | D | Time | Sector 1 | Sector 2 | Sector 3 | T. Spd |
| 1 | 1 | 1:52.874 | 36.459 | 38.243 | 38.172 | 240.5 | 1:52.874 | | | | | | | | |
| 2 | 1 | 1:50.368 | 34.575 | 37.770 | 38.023 | 269.1 | 3:43.242 | | | | | | | | |
| 3 | 1 | 1:50.144 | 34.953 | 37.518 | 37.673 | 280.2 | 5:33.386 | | | | | | | | |

| | | | | | | | | | | | | | | | |
|----------------------|-----------------------------|-------------------|-----------------------|---------------|---------------|--------|-----------|-----|---|------|----------|----------|----------|--------|---------|
| 88 | Ebimotors | | Porsche 911 GT3 R GT3 | | | | | | | | | | | | |
| | 1.Paolo VENEROSI PESCIOLINI | | | | | | | | | | | | | | |
| 2.Alessandro BACCANI | | | | | | | | | | | | | | | |
| Lap | D | Time | Sector 1 | Sector 2 | Sector 3 | T. Spd | Elapsed | Lap | D | Time | Sector 1 | Sector 2 | Sector 3 | T. Spd | Elapsed |
| 1 | 1 | 1:58.357 | 40.012 | 39.431 | 38.914 | 211.5 | 1:58.357 | | | | | | | | |
| 2 | 1 | 1:52.805 | 34.894 | 38.888 | 39.023 | 279.5 | 3:51.162 | | | | | | | | |
| 3 | 1 | 1:52.486 | 34.841 | 38.813 | 38.832 | 278.8 | 5:43.648 | | | | | | | | |
| 4 | 1 | 1:57.636 | 36.899 | 40.463 | 40.274 | 211.5 | 7:41.284 | | | | | | | | |
| 5 | 1 | 2:59.928 | 53.269 | 1:01.410 | 1:05.249 | 146.5 | 10:41.212 | | | | | | | | |
| 6 | 1 | 2:37.168 | 46.680 | 1:00.052 | 50.436 | 181.5 | 13:18.380 | | | | | | | | |
| 7 | 1 | 1:54.081 | 36.418 | 38.861 | 38.802 | 237.9 | 15:12.461 | | | | | | | | |
| 8 | 1 | 1:52.305 | 34.830 | 38.605 | 38.870 | 280.2 | 17:04.766 | | | | | | | | |
| 9 | 1 | 1:52.552 | 34.891 | 38.729 | 38.932 | 270.4 | 18:57.318 | | | | | | | | |
| 10 | 1 | 1:59.151 B | 34.757 | 38.779 | 45.615 | 280.9 | 20:56.469 | | | | | | | | |
| 11 | 2 | 2:59.126 | 1:42.500 | 38.378 | 38.248 | 216.1 | 23:55.595 | | | | | | | | |
| 12 | 2 | 1:51.441 | 35.505 | 37.873 | 38.063 | 272.5 | 25:47.036 | | | | | | | | |
| 13 | 2 | 1:50.578 | 34.745 | 38.056 | 37.777 | 276.6 | 27:37.614 | | | | | | | | |
| 14 | 2 | 1:50.224 | 34.549 | 37.542 | 38.133 | 278.1 | 29:27.838 | | | | | | | | |
| 15 | 2 | 1:50.556 | 35.140 | 37.662 | 37.754 | 278.1 | 31:18.394 | | | | | | | | |
| 16 | 2 | 1:50.975 | 34.513 | 38.423 | 38.039 | 278.1 | 33:09.369 | | | | | | | | |
| 17 | 2 | 1:50.435 | 34.664 | 37.735 | 38.036 | 278.1 | 34:59.804 | | | | | | | | |
| 18 | 2 | 1:50.581 | 34.621 | 38.066 | 37.894 | 278.1 | 36:50.385 | | | | | | | | |
| 19 | 2 | 1:50.304 | 34.476 | 37.829 | 37.999 | 277.3 | 38:40.689 | | | | | | | | |
| 20 | 2 | 1:50.140 | 34.728 | 37.724 | 37.688 | 279.5 | 40:30.829 | | | | | | | | |
| 21 | 2 | 1:50.296 | 34.871 | 37.736 | 37.689 | 279.5 | 42:21.125 | | | | | | | | |
| 22 | 2 | 1:50.339 | 34.561 | 37.979 | 37.799 | 280.2 | 44:11.464 | | | | | | | | |
| 23 | 2 | 1:50.201 | 34.566 | 37.780 | 37.855 | 280.2 | 46:01.665 | | | | | | | | |
| 24 | 2 | 1:50.172 | 34.496 | 37.910 | 37.766 | 280.2 | 47:51.837 | | | | | | | | |
| 25 | 2 | 1:51.287 | 34.770 | 37.964 | 38.553 | 255.2 | 49:43.124 | | | | | | | | |
| 26 | 2 | 1:50.742 | 35.120 | 37.810 | 37.812 | 275.2 | 51:33.866 | | | | | | | | |

