

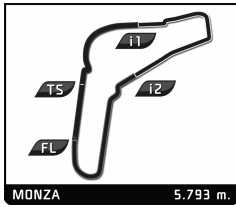
C.I. Gran Turismo (S.GT3-GT3)

ACI Racing Weekend - Monza

Race 2

Sector Analysis

										Personal Best		Session Best		B Crossing the finish line in pit lane	
Lap	D	Time	Sector 1	Sector 2	Sector 3	T. Spd	Elapsed	Lap	D	Time	Sector 1	Sector 2	Sector 3	T. Spd	Elapsed
7		Solaris Motorsport				Aston Martin Vantage GT3									
		1. Francesco SINI				S.GT3									
		2. Massimiliano MUGELLI													
1	1	3:41.830	1:07.137	1:17.985	1:16.708	99.0	3:41.830	3	1	2:20.254	44.074	48.011	48.169	165.2	9:14.888
2	1	3:05.554	59.482	1:04.758	1:01.314	112.0	6:47.384	4	1	2:15.536	41.551	46.591	47.394	192.4	11:30.424
3	1	2:13.902	41.624	45.572	46.706	173.4	9:01.286	5	1	2:14.598	40.954	46.116	47.528	203.6	13:45.022
4	1	2:10.240	40.294	44.825	45.121	197.7	11:11.526	6	1	2:12.774	41.034	45.674	46.066	204.7	15:57.796
5	1	2:08.740	39.946	44.308	44.486	209.1	13:20.266	7	1	2:11.638	40.238	44.853	46.547	213.2	18:09.434
6	1	2:08.599	39.976	44.589	44.034	234.3	15:28.865	8	1	2:18.322 B	40.723	44.877	52.722	214.9	20:27.756
7	1	2:08.552	39.631	44.537	44.384	217.0	17:37.417	9	2	3:17.866	1:50.502	43.310	44.054	191.4	23:45.622
8	1	2:06.568	38.909	43.664	43.995	228.4	19:43.985	10	2	2:05.405	39.036	43.021	43.348	226.5	25:51.027
9	1	2:06.104	39.189	43.232	43.683	226.5	21:50.089	11	2	2:04.628	38.691	42.824	43.113	213.2	27:55.655
10	1	2:05.689	39.277	43.290	43.122	223.7	23:55.778	12	2	2:04.651	38.636	42.879	43.136	216.6	30:00.306
11	1	2:12.051 B	38.930	43.542	49.579	227.9	26:07.829	13	2	2:04.103	38.640	42.616	42.847	217.4	32:04.409
12	2	3:20.184	1:48.729	44.858	46.597	185.8	29:28.013	14	2	2:04.381	38.276	42.668	43.437	230.8	34:08.790
13	2	2:08.785	39.750	43.901	45.134	214.4	31:36.798	15	2	2:03.870	38.520	42.588	42.762	236.3	36:12.660
14	2	2:08.700	39.597	44.487	44.616	210.7	33:45.498	16	2	2:03.320	38.164	42.431	42.725	240.0	38:15.980
15	2	2:08.056	39.292	44.347	44.417	214.0	35:53.554	17	2	2:03.033	38.133	42.304	42.596	238.9	40:19.013
16	2	2:09.765	39.462	44.026	46.277	218.8	38:03.319	18	2	2:02.843	38.104	42.284	42.455	238.9	42:21.856
17	2	2:07.410	39.764	43.636	44.010	237.4	40:10.729	19	2	2:02.772	38.310	42.057	42.405	230.8	44:24.628
18	2	2:06.110	38.838	43.573	43.699	233.8	42:16.839	20	2	2:03.916	38.038	42.478	43.400	234.8	46:28.544
19	2	2:05.703	38.722	43.463	43.518	232.8	44:22.542	21	2	2:03.915	38.876	42.407	42.632	219.6	48:32.459
20	2	2:05.961	38.715	43.548	43.698	237.4	46:28.503	22	2	2:02.665	37.980	42.062	42.623	245.4	50:35.124
21	2	2:06.779	39.623	43.582	43.574	221.9	48:35.282	23	2	2:02.659	38.138	42.205	42.316	239.5	52:37.783
22	2	2:06.179	38.925	43.576	43.678	227.0	50:41.461								
23	2	2:06.156	38.884	43.430	43.842	223.2	52:47.617								
8		Audi Sport Italia				Audi R8 LMS									
		1. Marco MAPELLI				S.GT3									
		2. Filipe ALBUQUERQUE													
1	1	3:38.343	1:03.851	1:17.377	1:17.115	98.3	3:38.343	1	2	3:39.390	1:05.071	1:17.891	1:16.428	105.2	3:39.390
2	1	3:07.591	59.939	1:04.529	1:03.123	164.7	6:45.934	2	2	3:07.198	59.977	1:04.326	1:02.895	160.4	6:46.588
3	1	2:07.970	39.874	43.319	44.777	211.5	8:53.904	3	2	2:10.740	40.451	44.712	45.577	214.0	8:57.328
4	1	2:06.887	39.386	43.241	44.260	219.2	11:00.791	4	2	2:09.702	40.078	44.509	45.115	208.3	11:07.030
5	1	2:06.305	39.338	42.936	44.031	218.8	13:07.096	5	2	2:07.955	39.456	43.818	44.681	202.8	13:14.985
6	1	2:05.980	39.077	42.793	44.110	222.8	15:13.076	6	2	2:07.403	39.390	43.459	44.554	205.5	15:22.388
7	1	2:05.129	38.859	42.535	43.735	240.0	17:18.205	7	2	2:07.071	39.261	43.571	44.939	203.6	17:29.459
8	1	2:04.740	38.891	42.576	43.273	236.3	19:22.945	8	2	2:06.408	38.953	43.382	44.073	211.5	19:35.867
9	1	2:04.032	38.603	42.362	43.067	233.3	21:26.977	9	2	2:05.825	38.983	43.187	43.655	211.1	21:41.692
10	1	2:03.966	38.570	42.367	43.029	244.3	23:30.943	10	2	2:05.779	38.960	42.609	44.210	211.1	23:47.471
11	1	2:03.585	38.386	42.201	42.998	231.8	25:34.528	11	2	2:13.120 B	38.692	43.218	51.210	218.8	26:00.591
12	1	2:11.109 B	38.619	42.256	50.234	229.9	27:45.637	12	1	3:20.610	1:50.612	44.748	45.250	180.3	29:21.201
13	2	3:30.517	2:03.316	43.365	43.836	203.2	31:16.154	13	1	2:07.609	39.416	44.036	44.157	197.3	31:28.810
14	2	2:04.848	38.647	42.760	43.441	214.4	33:21.002	14	1	2:05.337	38.943	43.036	43.358	207.1	33:34.147
15	2	2:06.000	38.688	43.030	44.282	215.7	35:27.002	15	1	2:04.837	38.902	42.936	42.999	201.3	35:38.984
16	2	2:05.541	38.552	43.667	43.322	218.3	37:32.543	16	1	2:03.896	37.954	42.760	43.182	220.1	37:42.880
17	2	2:04.164	38.515	42.629	43.020	223.2	39:36.707	17	1	2:04.254	38.429	42.525	43.300	209.1	39:47.134
18	2	3:06.945 B	38.503	45.022	1:43.420	231.3	42:43.652	18	1	2:03.856	37.956	42.410	43.490	231.8	41:50.990
19	2	2:46.752	1:19.303	43.488	43.961	199.5	45:30.404	19	1	2:03.534	38.014	42.414	43.106	226.5	43:54.524
20	2	2:04.709	38.693	42.935	43.081	223.2	47:35.113	20	1	2:03.540	37.815	42.720	43.005	220.5	45:58.064
21	2	2:03.883	38.328	42.622	42.933	236.3	49:38.996	21	1	2:04.068	38.261	42.601	43.206	231.3	48:02.132
22	2	2:03.328	38.117	42.390	42.821	230.3	51:42.324	22	1	2:32.649 B	38.395	46.022	1:08.232	213.2	50:34.781
23	2	2:02.445	37.997	42.143	42.305	243.8	53:44.769	23	1	2:54.295	1:26.359	44.167	43.769	181.2	53:29.076
11		Easy Race				Ferrari 488									
		1. Ferdinando GERI				S.GT3									
		2. Daniel MANCINELLI													
1	1	3:53.801	1:20.563	1:18.112	1:15.126	82.4	3:53.801	1	1	3:44.248	1:09.690	1:18.484	1:16.074	101.1	3:44.248
2	1	3:00.833	57.574	1:08.291	54.968	117.9	6:54.634	2	1	3:04.142	59.103	1:04.634	1:00.405	120.1	6:48.390
								3	1	2:14.967	41.898	46.148	46.921	196.2	9:03.357
								4	1	2:12.700	40.018	47.081	45.601	229.9	11:16.057
								5	1	2:07.557	36.933	45.544	45.080	254.0	13:23.614
								6	1	2:11.756	40.649	46.044	45.063	208.3	15:35.370
								7	1	2:11.829	40.972	45.116	45.741	235.8	17:47.199
12		Ombra Srl				Lamborghini Huracan									
		1. Alex FRASSINETI				S.GT3									
		2. Stefano GATTUSO													
1	2	3:39.390	1:05.071	1:17.891	1:16.428	105.2	3:39.390	1	2	3:39.390	1:05.071	1:17.891	1:16.428	105.2	3:39.390
2	2	3:07.198	59.977	1:04.326	1:02.895	160.4	6:46.588	2	2	3:07.198	59.977	1:04.326	1:02.895	160.4	6:46.588
3	2	2:10.740	40.451	44.712	45.577	214.0	8:57.328	3	2	2:10.740	40.451	44.712	45.577	214.0	8:57.328
4	2	2:09.702	40.078	44.509	45.115	208.3	11:07.030	4	2	2:09.702	40.078	44.509	45.115	208.3	11:07.030
5	2	2:07.955	39.456	43.818	44.681	202.8	13:14.985	5	2	2:07.955	39.456	43.818	44.681	202.8	13:14.985
6	2	2:07.403	39.390	43.459	44.554	205.5	15:22.388	6	2	2:07.403	39.390	43.459	44.554	205.5	15:22.388
7	2	2:07.071	39.261	43.571	44.939	203.6	17:29.459	7	2	2:07.071	39.261	43.571	44.939	203.6	17:29.459
8	2	2:06.408	38.953	43.382	44.073	211.5	19:35.867	8							



C.I. Gran Turismo (S.GT3-GT3)
ACI Racing Weekend - Monza
Race 2

Sector Analysis

Personal Best Session Best B Crossing the finish line in pit lane

Table with 14 columns: Lap, D, Time, Sector 1, Sector 2, Sector 3, T. Spd, Elapsed. Contains race data for drivers 8-22.


Driver 16: Imperiale Racing. 1. Mirko BORTOLOTTI, 2. Jeroen MUL. Table with 14 columns: Lap, D, Time, Sector 1, Sector 2, Sector 3, T. Spd, Elapsed.

Driver 25: Antonelli Motorsport. 1. Riccardo AGOSTINI, 2. Alberto DI FOLCO. Table with 14 columns: Lap, D, Time, Sector 1, Sector 2, Sector 3, T. Spd, Elapsed.

Driver 23: Drive Technology Italia srl. 1. Francesca LINOSI, 2. Lorenzo BONTEMPELLI. Table with 14 columns: Lap, D, Time, Sector 1, Sector 2, Sector 3, T. Spd, Elapsed.

Driver 32: Imperiale Racing. 1. Stefano PEZZUCCHI, 2. Giovanni VENTURINI. Table with 14 columns: Lap, D, Time, Sector 1, Sector 2, Sector 3, T. Spd, Elapsed.





C.I. Gran Turismo (S.GT3-GT3)

ACI Racing Weekend - Monza

Race 2


Sector Analysis

Lap	D	Time	Sector 1	Sector 2	Sector 3	T. Spd	Elapsed	Lap	D	Time	Sector 1	Sector 2	Sector 3	T. Spd	Elapsed
19	2	2:03.164	37.660	42.661	42.843	255.2	44:04.500								
20	2	2:02.494	37.768	42.170	42.556	260.1	46:06.994								
21	2	2:03.185	37.913	42.621	42.651	251.1	48:10.179								
22	2	2:03.443	37.918	42.333	43.192	251.7	50:13.622								
23	2	2:03.416	37.808	42.750	42.858	251.7	52:17.038								
■ Personal Best ■ Session Best ■ Crossing the finish line in pit lane															
46 Black Bull Swisse Racing Ferrari 488 S.GT3 1. Mirko VENTURI 2. Stefano GAI								60 Team Malucelli Ferrari 458 Italia GT3 1. Marco GALASSI							
1	2	3:42.761	1:08.061	1:18.517	1:16.183	96.4	3:42.761	1	1	3:52.083	1:17.320	1:19.091	1:15.672	71.9	3:52.083
2	2	3:04.938	59.752	1:04.714	1:00.472	125.5	6:47.699	2	1	3:02.021	56.627	1:06.768	58.626	116.3	6:54.104
3	2	2:14.858	43.127	45.207	46.524	175.6	9:02.557	3	1	2:19.116	43.339	47.857	47.920	160.6	9:13.220
4	2	2:09.799	40.103	43.918	45.778	201.3	11:12.356	4	1	2:13.514	40.172	46.037	47.305	212.3	11:26.734
5	2	2:08.515	39.815	43.795	44.905	201.0	13:20.871	5	1	2:13.554	40.624	46.164	46.766	234.3	13:40.288
6	2	2:06.868	39.553	43.354	43.961	212.3	15:27.739	6	1	2:11.560	39.987	45.122	46.451	221.0	15:51.848
7	2	2:06.213	39.617	42.911	43.685	215.7	17:33.952	7	1	2:10.645	39.781	44.624	46.240	211.1	18:02.493
8	2	2:04.578	39.207	42.136	43.235	214.0	19:38.530	8	1	2:10.698	39.735	44.788	46.175	212.3	20:13.191
9	2	2:11.909 B	38.935	43.276	49.698	214.9	21:50.439	9	1	2:09.574	39.015	44.438	46.121	221.9	22:22.765
10	1	3:18.862	1:51.154	43.852	43.856	202.8	25:09.301	10	1	2:09.130	39.581	44.307	45.242	203.6	24:31.895
11	1	2:05.777	38.914	43.585	43.278	224.6	27:15.078	11	1	2:17.295 B	39.885	44.131	53.279	208.3	26:49.190
12	1	2:05.431	38.722	43.034	43.675	224.6	29:20.509	12	1	3:56.111	1:58.137	44.344	1:13.630	194.8	30:45.301
13	1	2:03.539	38.250	42.530	42.759	245.4	31:24.048	13	1	2:08.711	39.088	43.939	45.684	217.4	32:54.012
14	1	2:03.959	38.602	42.987	42.370	240.5	33:28.007	14	1	2:09.029	39.844	44.116	45.069	199.5	35:03.041
15	1	2:03.540	38.512	42.658	42.370	241.1	35:31.547	15	1	2:08.559	39.230	44.049	45.280	213.2	37:11.600
16	1	2:03.579	38.432	42.529	42.618	244.3	37:35.126	16	1	2:09.081	39.355	44.031	45.695	209.1	39:20.681
17	1	2:03.302	38.185	42.600	42.517	242.7	39:38.428	17	1	2:08.327	39.270	43.955	45.102	206.7	41:29.008
18	1	2:03.258	38.522	42.408	42.328	231.3	41:41.686	18	1	2:08.560	39.670	44.192	44.698	194.8	43:37.568
19	1	2:03.207	38.384	42.411	42.412	232.3	43:44.893	19	1	2:07.264	38.641	43.942	44.681	212.3	45:44.832
20	1	2:03.596	38.283	42.521	42.792	240.0	45:48.489	20	1	2:08.001	39.516	43.412	45.073	196.6	47:52.833
21	1	2:04.624	38.807	42.734	43.083	229.9	47:53.113	21	1	2:07.551	39.910	43.320	44.321	196.6	50:00.384
22	1	2:04.582	38.587	42.931	43.064	218.3	49:57.695	22	1	2:06.749	38.596	43.654	44.499	210.3	52:07.133
23	1	2:05.996	38.589	43.072	44.335	225.6	52:03.691								
53 Krypton Motorsport Porsche 911 GT3 R GT3 1. Luca PASTORELLI 2. Nicola PASTORELLI								61 Cars Engineering Lamborghini Gallardo GT3 GT3 1. Ferdinando MONFARDINI 2. Ronnie VALORI							
1	2	3:51.047	1:15.773	1:19.357	1:15.917	84.9	3:51.047	1	2	3:52.869	1:18.573	1:18.982	1:15.314	67.5	3:52.869
2	2	3:01.506	56.561	1:06.613	58.332	109.7	6:52.553	2	2	3:01.525	56.992	1:06.512	58.021	109.4	6:54.394
3	2	2:15.587	43.182	45.923	46.482	145.7	9:08.140	3	2	2:15.084	43.189	45.643	46.252	158.3	9:09.478
4	2	2:10.527	39.867	44.976	45.684	210.7	11:18.667	4	2	2:11.624	40.948	44.939	45.737	185.5	11:21.102
5	2	2:09.661	39.744	44.334	45.583	209.1	13:28.328	5	2	2:10.738	40.152	44.888	45.698	206.7	13:31.840
6	2	2:07.638	39.095	43.860	44.683	216.1	15:35.966	6	2	2:10.319	39.968	44.908	45.443	208.7	15:42.159
7	2	2:07.494	39.357	43.625	44.512	194.5	17:43.460	7	2	2:08.202	39.221	44.141	44.840	226.5	17:50.361
8	2	2:07.089	39.201	43.613	44.275	201.3	19:50.549	8	2	2:07.984	39.649	43.615	44.720	210.3	19:58.345
9	2	2:06.978	38.861	43.776	44.341	207.9	21:57.527	9	2	2:08.390	39.412	44.316	44.662	209.9	22:06.735
10	2	2:06.690	38.856	43.815	44.019	214.0	24:04.217	10	2	2:13.866 B	39.641	43.642	50.583	198.8	24:20.601
11	2	2:13.680 B	38.777	44.026	50.877	207.5	26:17.897	11	1	3:19.709	1:48.858	44.985	45.866	176.2	27:40.310
12	1	3:35.539	2:05.028	44.986	45.525	181.2	29:53.436	12	1	2:10.288	40.102	43.993	46.193	194.5	29:50.598
13	1	2:08.638	39.408	44.603	44.627	211.5	32:02.074	13	1	2:08.644	39.951	43.919	44.774	194.5	31:59.242
14	1	2:08.922	38.809	44.124	45.989	229.9	34:10.996	14	1	2:07.423	39.476	43.398	44.549	204.4	34:06.665
15	1	2:07.391	38.885	43.971	44.535	218.3	36:18.387	15	1	2:07.761	39.651	43.434	44.676	204.4	36:14.426
16	1	2:08.340	38.642	44.618	45.080	226.5	38:26.727	16	1	2:06.934	39.110	43.538	44.286	220.5	38:21.360
17	1	2:06.810	38.710	43.916	44.184	215.3	40:33.537	17	1	2:07.067	39.068	43.563	44.436	215.3	40:28.427
18	1	2:07.398	38.429	44.325	44.644	218.8	42:40.935	18	1	2:06.685	39.185	43.136	44.364	220.1	42:35.112
19	1	2:06.198	38.301	43.689	44.208	222.8	44:47.133	19	1	2:07.001	39.333	43.245	44.423	212.8	44:42.113
20	1	2:05.426	38.147	43.405	43.874	226.5	46:52.559	20	1	2:06.671	39.110	43.215	44.346	217.4	46:48.784
21	1	2:05.498	38.248	43.358	43.892	234.3	48:58.057	21	1	2:06.049	38.884	42.984	44.181	215.3	48:54.833
22	1	2:05.205	38.170	43.075	43.960	235.8	51:03.262	22	1	2:06.340	39.120	42.924	44.296	210.3	51:01.173
23	1	2:04.652	37.853	43.440	43.359	238.9	53:07.914	23	1	2:06.071	39.074	43.136	43.861	213.6	53:07.244
88 Ebimotors Porsche 911 GT3 R GT3 1. Paolo VENEROSI PESCIOLINI 2. Alessandro BACCANI															
1	2	3:50.193	1:13.877	1:19.741	1:16.575	83.0	3:50.193	1	2	3:50.193	1:13.877	1:19.741	1:16.575	83.0	3:50.193
2	2	3:01.699	56.394	1:05.913	59.392	132.6	6:51.892	2	2	3:01.699	56.394	1:05.913	59.392	132.6	6:51.892



SPORT
SERVICE

Gran Turismo
Campionato Italiano



C.I. Gran Turismo (S.GT3-GT3)

ACI Racing Weekend - Monza

Race 2

Sector Analysis

MONZA 5.793 m.

■ Personal Best ■ Session Best B Crossing the finish line in pit lane

Lap	D	Time	Sector 1	Sector 2	Sector 3	T. Spd	Elapsed	Lap	D	Time	Sector 1	Sector 2	Sector 3	T. Spd	Elapsed
3	2	2:16.365	43.174	46.222	46.969	159.4	9:08.257								
4	2	2:12.244	41.495	44.991	45.758	170.7	11:20.501								
5	2	2:10.756	40.399	44.689	45.668	194.1	13:31.257								
6	2	2:11.582	40.109	45.639	45.834	188.7	15:42.839								
7	2	2:09.296	40.283	44.212	44.801	189.4	17:52.135								
8	2	2:08.905	39.646	44.488	44.771	202.8	20:01.040								
9	2	2:08.118	39.391	43.967	44.760	204.7	22:09.158								
10	2	2:07.071	39.565	43.456	44.050	191.4	24:16.229								
11	2	2:06.934	39.190	43.410	44.334	212.8	26:23.163								
12	2	2:13.352 B	39.022	43.690	50.640	221.9	28:36.515								
13	1	3:38.631	2:05.082	45.683	47.866	181.2	32:15.146								
14	1	2:11.754	39.999	45.601	46.154	207.1	34:26.900								
15	1	2:10.341	39.588	44.810	45.943	206.7	36:37.241								
16	1	2:09.755	39.220	44.772	45.763	224.2	38:46.996								
17	1	2:10.422	39.208	44.807	46.407	223.7	40:57.418								
18	1	2:11.627	39.658	45.491	46.478	215.7	43:09.045								
19	1	2:10.629	39.409	45.165	46.055	215.3	45:19.674								
20	1	2:10.092	39.176	44.887	46.029	213.2	47:29.766								
21	1	2:11.424	39.690	44.830	46.904	205.9	49:41.190								
22	1	2:11.991	40.271	45.269	46.451	199.9	51:53.181								
23	1	2:10.781	39.802	45.063	45.916	197.3	54:03.962								

