


TCR
Race 1 (R1)
Document 6.3 OFFICIAL
RISULTATI DEFINITIVI

Subject to scrutineering & sporting investigations

Rnk	No.	Entrant	Nation	Driver	Nation	Time	Laps	Gap	Interv.	Best Lap	Class	Penalty	Model
1	▲ ¹	9	ITA	Scalvini Eric	ITA	19:49.268	11			1:36.879	TCR		Honda Civic TCR
2	▼ ¹	15	ITA	Giacon Kevin	ITA	19:53.034	11	3.766	3.766	1:37.164	TCR		Opel Astra TCR
3	▲ ¹	8	ITA	Pit Lane	ITA	19:53.885	11	4.617	0.851	1:37.179	TCR		Seat Leon TCR
4	▲ ⁵	3	ITA	Pit Lane	ITA	20:15.973	11	26.705	22.088	1:38.654	TCR		AUDI RS3 LMS
5	▲ ¹	22	ITA	Argenti Andrea	ITA	20:16.745	11	27.477	0.772	1:39.168	TCR		Seat Leon TCR
6	▼ ¹	47	ITA	Piccin Samuele	ITA	20:23.069	11	33.801	6.324	1:41.478	TCR		Honda Civic TCR
7	▲ ⁴	76	ITA	Cappellari Daniele	ITA	20:26.439	11	37.171	3.370	1:39.381	TCR		Seat Leon Racer
8	≡	14	ITA	Giacon Domiziano	ITA	20:03.409	11	39.141	1.970	1:36.886	TCR	+25.000	Seat Leon TCR
9	▲ ⁷	102	ITA	Arduini Corse	ITA	20:30.467	11	41.199	2.058	1:39.985	TCT		Peugeot 308 MI16
10	▼ ³	104	ITA	Sport & Comunicazione	ITA	20:06.075	11	41.807	0.608	1:37.969	TCT	+25.000	Peugeot 308 MI16
11	▲ ¹	4	ITA	Montalbano Vincenzo	ITA	20:31.201	11	41.933	0.126	1:39.641	TCR		Seat Leon Racer
12	▲ ³	103	ITA	Arduini Corse	ITA	19:40.529	10	1 Lap	1 Lap	1:45.426	TCT	+25.000	Peugeot 308 MI16
13	▼ ³	21	ITA	Gagliano Massimiliano	ITA	12:31.577	6	5 Laps	4 Laps	1:42.880	TCR		VW Golf GTI TCR
14	≡	23	ITA	Thellung	ITA	8:57.849	4	7 Laps	2 Laps	2:02.964	TCR		Seat Leon TCR
15	▼ ¹²	44	BGR	Kraf Racing	BGR	20:21.882	11	32.614	11:24.033	1:38.014	TCR	+10p	Audi RS3 LMS

No.14 Bolzoni Silvano : PENALITA' +25" DECISIONE N° 17 DEL CCSS

No.104 Ricci Raimondo : PENALITA' +25" DECISIONE N°18 DEL CCSS

No.103 Accorsi Stefano : PENALITA' +25" DECISIONE N° 16 DEL CCSS

No.44 Plamen Kralev : DECLASSIFICATO SU DECISIONE DEL CCSS

Not Classified

18	Chini Massimiliano	ITA	Nataloni Nello	ITA	20:59.968		DSQ		1:42.271	TCR		Seat Leon Racer
----	--------------------	-----	----------------	-----	-----------	--	------------	--	----------	-----	--	-----------------

No.18 Nataloni Nello : DECISIONE N° 15 DEL CCSS

Leaders : No.15 Giacon Jonathan (1-3) / No.9 Scalvini Eric (4-11)

Best Lap : No.9 Scalvini Eric 1:36.879 100,40 Kph

Event Record : No.15 Giacon Jonathan 1:21.116 119,91 Kph

Start Time : 06/05 - 18:10:59

Weather : Rainy Air : 15°C Track : Wet

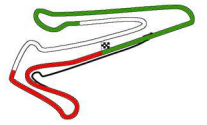
 No.44  00:00

 No.44  17:13
Lap 9

Clerk of the Course Fabrizio Fondacci (ITA) 05-07/05/2017

Page 1 / 1

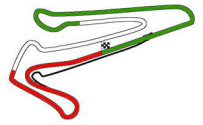
 Apex Timing 



TCR Race 1 (R1) Lap Chart

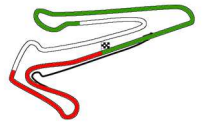
For information purposes. No official / regulatory value

	1	2	3	4	5	6	7	8	9	10	11	12	13	14	15	16
Grid	15	2	44	8	47	22	104	14	3	21	76	4	18	23	103	102
Start																
Lap 1 Interval	15 1.4	9 1.5	8 1.8	47 1.0	22 1.2	104 0.7	14 0.6	3 1.0	21 0.4	76 1.0	4 0.0	18 0.7	23 3.3	103 0.9	102 1.1	44 1.1
Lap 2	15 1.3	9 1.4	8 0.7	47 1.1	22 1.0	104 0.7	14 1.1	3 1.0	21 0.8	76 0.9	4 0.1	18 1.5	23 2.9	103 0.9	102 1.0	44 1.0
Lap 3	15 0.5	9 0.6	8 0.3	47 0.6	22 0.1	104 0.6	14 0.7	3 1.4	21 1.3	76 0.7	4 0.5	18 0.7	23 3.0	103 0.2	102 0.3	44 0.3
Lap 4	9 1.8	15 0.3	8 1.6	47 0.7	22 0.5	104 1.0	14 2.1	3 2.3	21 0.9	76 1.1	4 0.5	18 0.5	102 1.4	44 0.1	103 10.8	23 8.2
Lap 5	9 1.1	15 1.9	8 2.9	47 0.2	22 1.1	104 1.9	14 0.8	3 3.4	21 0.5	76 2.5	4 0.5	18 0.5	44 0.7	102 2.1	103 11.1	
Lap 6	9 1.3	15 2.2	8 4.1	104 2.1	47 0.3	22 0.7	14 1.9	3 7.6	76 0.6	18 0.4	44 2.2	102 2.9	4 12.0	103 10.6	23 10.6	
Lap 7	9 1.8	15 1.5	8 4.9	104 3.0	47 1.1	22 1.7	14 1.0	3 8.9	76 0.1	44 1.3	18 1.9	102 3.0	4 17.4	103 17.4		
Lap 8	9 3.1	15 1.0	8 6.2	104 1.7	47 3.4	22 2.9	3 1.2	47 6.8	44 2.1	76 1.8	102 0.8	18 2.2	4 31.1	103 31.1		
Lap 9	9 2.9	15 1.0	8 6.9	104 0.6	47 6.0	22 2.9	3 3.7	47 2.8	44 4.4	76 3.0	102 1.1	4 1.6	18 39.4	103 24.0		
Lap 10	9 3.0	15 1.0	8 8.9	14 0.9	104 8.1	3 1.2	22 5.7	47 0.0	44 4.7	76 3.6	102 1.0	4 25.3	18 24.0	103 24.0		
Lap 11	9 3.7	15 0.8	8 9.5	14 2.6	104 9.8	3 0.7	22 5.1	44 1.1	47 3.3	76 4.0	102 0.7	4 28.7	18			


TCR
Race 1 (R1)
Analysis

For information purposes. No official / regulatory value

Laps	Sector 1	Sector 2	Sector 3	Lap Time	Laps	Sector 1	Sector 2	Sector 3	Lap Time	Laps	Sector 1	Sector 2	Sector 3	Lap Time
No.3 Mugelli Massimiliano					2		34.199	38.598	2:06.299	9	39.406	28.625	31.498	1:39.529
1	7:16.920	33.820	41.299	8:32.039	3	48.063	34.670	40.496	2:03.229	10	39.264	32.333	31.292	1:42.889
2		34.500	38.806	2:06.779	4	40.995	31.345	31.593	1:43.933	11	39.479	29.676	31.761	1:40.916
3	48.144	34.773	39.869	2:02.786	5	40.118	29.414	34.411	1:43.943	No.23 Thellung Alessandro				
4	42.378	30.012	32.937	1:45.327	6	39.448	28.598	31.066	1:39.112	1	6:47.173	33.677	36.753	7:57.603
5	39.096	29.833	32.081	1:41.010	7	40.008	28.487	31.079	1:39.574	2		34.462	36.715	2:07.970
6	39.891	30.001	32.000	1:41.892	8	38.497	27.517	31.348	1:37.362	3	49.213	35.630	38.121	2:02.964
7	39.486	28.876	31.960	1:40.322	9	38.348	27.832	30.706	1:36.886	4 IN	53.080	35.867	37.396	2:06.343
8	40.100	29.732	31.197	1:41.029	10	39.155	28.196	31.230	1:38.581	No.44 Plamen Kralev				
9	38.928	29.310	31.338	1:39.576	11	38.733	28.199	31.039	1:37.971	1	5:04.386	36.352	34.555	6:15.293
10	38.781	28.946	30.927	1:38.654	No.15 Giacon Jonathan					2		32.391	37.329	2:07.618
11	38.781	31.086	31.521	1:41.388	1	6:57.306	35.770	40.534	8:13.610	3	50.450	34.101	36.988	2:01.539
No.4 Montalbano Giuseppe					2		35.582	38.432	2:07.835	4	42.349	29.606	31.595	1:43.550
1	6:48.744	33.356	39.048	8:01.148	3	48.232	34.363	44.118	2:06.713	5	40.602	29.996	32.423	1:43.021
2		33.431	38.031	2:07.260	4	40.778	29.187	32.613	1:42.578	6	40.311	30.168	31.526	1:42.005
3	48.914	35.052	39.339	2:03.305	5	39.304	28.594	31.276	1:39.174	7	40.562	29.379	30.800	1:40.741
4	42.228	30.398	32.514	1:45.140	6	39.330	28.356	31.043	1:38.729	8	40.485	28.433	31.121	1:40.039
5	40.530	29.938	32.020	1:42.488	7	39.243	28.203	30.900	1:38.346	9	38.873	27.894	31.247	1:38.014
6	40.036	38.948	32.053	1:51.037	8	39.042	28.862	31.111	1:39.015	10	38.755	29.066	31.337	1:39.158
7	41.061	29.505	31.205	1:41.771	9	38.493	27.895	30.956	1:37.344	11	40.647	28.543	31.028	1:40.218
8	39.888	29.542	31.423	1:40.853	10	38.348	28.162	30.654	1:37.164	No.47 Nardilli Davide				
9	39.471	28.824	31.346	1:39.641	11	38.242	28.150	31.218	1:37.610	1	6:58.720	34.932	41.704	8:15.356
10	39.496	28.961	31.420	1:39.877	No.18 Nataloni Nello					2		35.661	38.366	2:06.494
11	39.564	29.090	31.449	1:40.103	1	7:27.125	33.173	38.588	8:38.886	3	48.276	34.267	42.182	2:04.725
No.8 Baldan Nicola					2		33.358	37.316	2:07.018	4	42.007	29.343	31.740	1:43.090
1	7:02.762	35.480	41.221	8:19.463	3	49.937	34.987	39.070	2:03.994	5	40.458	29.243	32.362	1:42.063
2		35.803	38.592	2:07.563	4	42.300	31.175	32.889	1:46.364	6	40.386	29.944	31.938	1:42.268
3	48.262	33.277	43.562	2:05.101	5	41.093	30.268	32.443	1:43.804	7	40.716	29.541	32.036	1:42.293
4	40.363	29.437	31.983	1:41.783	6	40.244	30.406	31.621	1:42.271	8	41.332	30.055	31.893	1:43.280
5	40.023	29.235	31.513	1:40.771	7	40.330	29.171	33.020	1:42.521	9	40.927	29.728	31.377	1:42.032
6	39.408	28.251	31.300	1:38.959	8	43.020	29.107	31.433	1:43.560	10	40.550	29.551	31.856	1:41.957
7	39.184	27.720	30.804	1:37.708	9	42.407	29.493	31.629	1:43.529	11	41.426	28.577	31.475	1:41.478
8	39.100	28.210	31.209	1:38.519	10	43.818	28.545	51.266	2:03.629	No.76 Cappellari Daniele				
9	38.706	28.025	30.580	1:37.311	11	40.864	29.524	33.100	1:43.488	1	6:58.109	33.963	39.867	8:11.939
10	38.495	27.847	30.837	1:37.179	No.21 Gagliano Massimiliano					2		33.681	38.343	2:07.229
11	38.496	27.982	30.935	1:37.413	1	8:45.817	33.676	40.363	9:59.856	3	48.932	34.780	39.974	2:03.686
No.9 Scalvini Eric					2		34.306	38.106	2:06.806	4	42.487	31.769	32.821	1:47.077
1	7:05.185	36.340	40.802	8:22.327	3	49.389	33.967	39.849	2:03.205	5	40.841	30.500	32.488	1:43.829
2		35.645	38.584	2:07.713	4	43.164	30.343	32.758	1:46.265	6	40.088	30.362	31.719	1:42.169
3	48.065	33.791	44.026	2:05.882	5	40.923	29.592	32.365	1:42.880	7	40.048	29.476	32.127	1:41.651
4	39.662	28.538	32.023	1:40.223	6 IN	40.170	56.602	37.436	2:14.208	8	40.512	29.958	31.865	1:42.335
5	39.867	28.407	31.613	1:39.887	No.22 Argenti Andrea					9	39.403	29.347	31.629	1:40.379
6	39.147	28.190	31.112	1:38.449	1	7:23.430	34.461	41.732	8:39.623	10	39.098	29.142	31.141	1:39.381
7	39.143	27.752	30.991	1:37.886	2		34.950	38.652	2:06.555	11	39.631	28.986	31.450	1:40.067
8	38.919	27.997	30.849	1:37.765	3	48.452	33.743	42.029	2:04.224	No.102 Neri Francesco				
9	39.048	28.003	30.462	1:37.513	4	41.402	29.767	32.032	1:43.201	1	7:45.867	35.130	36.199	8:57.196
10	38.867	27.968	30.229	1:37.064	5	40.529	29.378	31.636	1:41.543	2		32.772	37.145	2:07.693
11	38.789	27.742	30.348	1:36.879	6	41.831	28.810	31.727	1:42.368	3	50.915	33.991	37.391	2:02.297
No.14 Bolzoni Silvano					7	39.279	28.549	31.340	1:39.168	4	40.837	30.243	32.690	1:43.770
1	6:58.262	34.233	41.935	8:14.430	8	41.231	28.866	31.814	1:41.911	5	43.201	29.851	32.241	1:45.293


TCR
**Race 1 (R1)
 Analysis**

For information purposes. No official / regulatory value

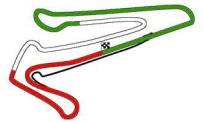
Laps	Sector 1	Sector 2	Sector 3	Lap Time
6	40.559	29.313	32.236	1:42.108
7	40.398	29.339	31.986	1:41.723
8	40.678	28.563	31.499	1:40.740
9	39.997	29.268	32.345	1:41.610
10	39.570	28.932	31.483	1:39.985
11	39.834	29.153	31.436	1:40.423

No.103 Accorsi Stefano

1	7:40.562	35.053	36.409	8:52.024
2		33.228	37.271	2:07.656
3	50.669	34.650	37.693	2:03.012
4	48.946	31.866	34.188	1:55.000
5	41.586	29.914	33.926	1:45.426
6	41.227	30.331	34.432	1:45.990
7	42.832	30.192	34.200	1:47.224
8	42.073	35.560	36.927	1:54.560
9	42.936	31.575	35.046	1:49.557
10	43.648	30.630	33.941	1:48.219

















No.104 Ricci Raimondo

1	6:32.515	34.236	41.792	7:48.543
2		34.715	38.545	2:06.329
3	48.366	34.563	40.402	2:03.331
4	42.365	29.851	31.336	1:43.552
5	40.284	29.728	32.163	1:42.175
6	39.537	28.471	30.805	1:38.813
7	39.560	28.219	30.728	1:38.507
8	40.608	27.856	31.359	1:39.823
9	39.201	27.938	30.830	1:37.969
10	40.056	28.738	31.412	1:40.206
11	39.575	28.417	31.651	1:39.643



TCR

Race 1 (R1) Starting Grid

103	Accorsi Stefano Peugeot 308 M16	 1:25.850	8	102	Neri Francesco Peugeot 308 M16	 1:25.903
18	Nataloni Nello Seat Leon Racer	 1:24.533	7	23	Thellung Alessandro Seat Leon TCR	 1:25.298
76	Cappellari Daniele Seat Leon Racer	 1:24.263	6	4	Montalbano Giuseppe Seat Leon Racer	 1:24.297
3	Mugelli Massimiliano AUDI RS3 LMS	 1:23.537	5	21	Gagliano Massimiliano VW Golf GTI TCR	 1:24.025
104	Ricci Raimondo Peugeot 308 M16	 1:23.214	4	14	Bolzoni Silvano Seat Leon TCR	 1:23.337
47	Nardilli Davide Honda Civic TCR	 1:23.019	3	22	Argenti Andrea Seat Leon TCR	 1:23.162
44	Plamen Krlev Audi RS3 LMS	 1:22.812	2	8	Baldan Nicola Seat Leon TCR	 1:22.897
15	Giacon Jonathan Opel Astra TCR	 1:21.423	1	9	Scalvini Eric Honda Civic TCR	 1:21.731

POLE POSITION



Start : 06/05 - 18:10 Duration : 25:00 + 1 Laps

Clerk of the Course Fabrizio Fondacci (ITA) 05-07/05/2017

Page 1 / 1

Apex Timing 