























TCS
Race 1 (R1)
Document 8
RISULTATI PROVVISORI

Subject to scrutineering & sporting investigations

Rnk	No.	Entrant	Nation	Driver	Driver 2	Nation	Time	Laps	Gap	Interv.	Best Lap	Model	
TCS 1.4													
1	=	711		Duell Race	 Squarcialupi Massimo	Squarcialupi Massimo		41:44.329	22			1:44.220	Seat Ibiza
TCS 2.0													
1	=	48		Matteo Zucchi	 Zucchi Matteo	Zucchi Matteo		41:10.906	24			1:35.590	Seat Leon Cupra ST
2	=	3		Giovanni Altoè	 Altoè Giovanni	Altoè Giovanni		41:12.407	24	1.501	1.501	1:35.917	Seat Leon Cupra ST
3	=	12		Alberto Vescovi	 Vescovi Alberto	Vescovi Alberto		41:35.814	24	24.908	23.407	1:37.036	Seat Leon Cupra ST
4	▲ ²	7		Sandro Pelatti	 Pelatti Sandro	Pelatti Sandro		41:38.378	24	27.472	2.564	1:37.367	Seat Leon Cupra ST
5	=	35		Alessandra Brena	 Brena Alessandra	Brena Alessandra		41:43.169	24	32.263	4.791	1:37.273	Seat Leon Cupra ST
6	▲ ¹	31		Nicola Sciaguato	 Sciaguato Nicola	Sciaguato Guido		41:44.404	24	33.498	1.235	1:36.274	Seat Leon Cupra ST
7	▼ ³	34		Nicolò Liana	 Liana Nicolò	Liana Nicolò		41:49.738	24	38.832	5.334	1:37.436	Seat Leon Cupra ST
8	=	28		Luca Zappia	 Casillo Carlo	Zappia Luca		41:49.940	24	39.034	0.202	1:37.713	Seat Leon Cupra ST
9	▲ ²	2		Gianluca Covini	 Covini Gianluca	Mauriello Gianluca		42:00.353	24	49.447	10.413	1:37.759	Seat Leon Cupra ST
10	▼ ¹	5		Vladimir Cherevan	 Samsonov Igor	Cherevan Vladimir		42:04.895	24	53.989	4.542	1:37.387	Seat Leon Cupra ST
11	▲ ³	1		Rachele Somaschini	 Somaschini Rachele	Terraneo Silvia		42:39.514	24	1:28.608	34.619	1:39.294	Seat Leon Cupra ST
12	▼ ²	69		Paolo Palanti	 Palanti Paolo	Palanti Paolo		42:49.879	24	1:38.973	10.365	1:39.588	Seat Leon Cupra ST
13	▲ ³	6		Alessandra Torresani	 Torresani Alessandra	Rodio Alberto		41:18.396	23	1 Lap	1 Lap	1:38.606	Seat Leon Cupra ST
14	▼ ²	71		Fabiani Fabio	 Fabiani Fabio	Gaiofatto Renato		41:24.869	23	1 Lap	6.473	1:40.285	Honda Civic Type R
15	=	4		Nicola Guida	 Guida Nicola	Guida Nicola		42:04.267	22	2 Laps	1 Lap	1:45.740	Seat Leon Cupra ST
16	▼ ³	92		Franco Gnutti	 Gnutti Franco	Gnutti Franco		33:14.913	18	6 Laps	4 Laps	1:39.850	Seat Leon Cupra ST

No.92 Gnutti Franco : DECISIONE DEL CCSS

Leaders : No.48 Zucchi Matteo (1-3) / No.3 Altoè Giovanni (4-9) / No.48 Zucchi Matteo (10-10) / No.35 Brena Alessandra (11-11) / No.31 Sciaguato Nicola (12-12) / No.48 Zucchi Matteo (13-24)

Start Time : 06/05 - 19:00:06

Best Lap : No.48 Zucchi Matteo 1:35.590 101,75 Kph

Weather : Rainy Air : 13°C Track : Wet

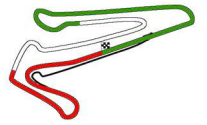
Event Record : No.12 Vescovi Alberto 1:25.384 113,92 Kph

 No.92  31.46
 Lap 17

Clerk of the Course Fabrizio Fondacci (ITA) 05-07/05/2017

Page 1 / 1

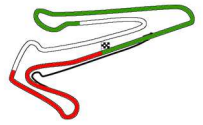
 Apex Timing 



TCS Race 1 (R1) Lap Chart

For information purposes. No official / regulatory value

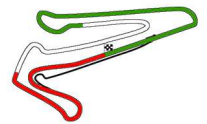
	1	2	3	4	5	6	7	8	9	10	11	12	13	14	15	16	17
Grid	48	3	12	34	35	7	31	28	69	5	71	2	1	92	4	6	711
Start																	
Lap 1 Interval	48	3 0.6	12 0.7	34 0.9	35 0.8	7 1.2	31 0.8	28 0.5	69 2.8	5 0.5	71 1.0	2 1.0	1 1.6	92 3.7	4 6.3	6 0.7	711 0.4
Lap 2	48	3 0.9	12 1.0	34 1.5	35 0.9	7 0.7	31 1.4	28 1.1	69 1.2	5 0.4	71 0.8	2 0.2	1 0.8	92 1.0	4 4.9	6 2.0	711 1.7
Lap 3	48	3 0.2	12 0.1	34 0.5	35 0.2	7 0.4	31 0.3	28 0.4	69 1.4	5 0.3	2 0.6	71 0.1	1 0.6	92 0.6	4 1.4	6 1.8	711 0.9
Lap 4	3	48 1.1	12 0.8	34 1.1	35 0.7	7 0.4	28 1.0	31 1.5	2 1.1	5 1.7	69 1.8	71 1.0	1 0.6	92 2.1	4 0.3	6 0.3	711 16.4
Lap 5	3	48 1.1	12 1.8	7 1.9	34 1.1	35 0.1	28 1.9	31 1.4	2 0.4	5 2.1	69 3.8	71 2.8	1 0.0	6 3.8	92 7.0	4 7.9	711 13.6
Lap 6	3	48 1.1	12 3.1	7 1.3	34 2.2	35 0.6	28 1.8	2 3.6	31 0.3	5 1.1	69 5.4	1 2.1	71 3.0	6 0.7	92 10.9	4 10.3	711 14.7
Lap 7	3	48 1.3	12 3.6	7 3.0	35 3.2	34 0.2	28 0.6	31 4.7	2 0.8	5 1.0	69 7.5	1 1.0	71 4.6	6 0.4	92 14.3	4 11.1	711 15.7
Lap 8	3	48 0.6	12 5.6	7 2.8	34 4.1	35 0.2	28 1.1	31 4.0	2 1.3	5 1.5	1 9.2	69 2.1	71 5.1	6 0.5	92 14.6	4 14.3	711 15.5
Lap 9	3	48 0.3	12 6.8	7 2.2	34 4.7	35 0.5	28 0.2	31 4.2	2 1.8	5 2.1	1 10.5	69 3.5	71 4.8	6 0.4	92 15.8	4 18.4	711 17.2
Lap 10	48	12 8.8	7 1.7	34 6.4	35 0.7	31 2.5	2 3.3	5 1.9	1 11.8	69 5.0	71 4.5	6 0.4	3 17.3	28 18.3	4 4.9	711 18.3	92 22.8
Lap 11	35	31 2.0	2 4.1	5 2.2	69 20.4	71 3.9	6 0.9	48 9.4	3 2.7	12 8.0	7 1.2	34 9.5	28 1.4	4 12.8	1 9.2	711 11.9	92 16.4
Lap 12	31	2 1.5	5 3.5	69 24.5	48 7.8	3 3.7	12 9.2	7 2.0	35 7.6	34 1.6	28 1.1	4 22.2	1 1.7	71 13.6	6 0.4	92 17.3	711 56.3
Lap 13	48	3 4.5	12 11.0	7 1.4	35 7.6	34 2.4	28 0.3	31 5.8	2 2.2	5 5.9	1 12.5	69 6.9	71 7.8	6 0.4	92 19.0	4 37.9	711 21.4
Lap 14	48	3 4.4	12 12.5	7 1.6	35 6.8	34 3.9	28 0.1	31 3.8	2 4.3	5 7.0	1 13.5	69 7.5	71 7.3	6 0.1	92 20.9	4 48.4	711 13.9
Lap 15	48	3 3.6	12 13.6	7 3.2	35 5.6	34 4.6	28 0.6	31 2.1	2 5.8	5 7.2	1 15.2	69 8.0	71 9.8	6 0.0	92 17.5	4 55.3	711 13.7
Lap 16	48	3 2.0	12 14.9	7 3.7	35 5.2	34 5.5	28 0.2	31 1.5	2 6.8	5 7.5	1 17.8	69 7.5	6 8.0	71 3.5	92 17.0	4 59.1	711 12.0
Lap 17	48	3 4.7	12 14.0	7 3.4	35 5.2	34 6.6	28 0.3	31 0.8	2 7.1	5 7.2	1 19.3	69 8.7	6 7.3	71 4.5	92 17.0	4 1.06	711 9.3
Lap 18	48	3 5.0	12 15.2	7 3.6	35 5.0	34 7.6	31 0.3	28 0.5	2 7.0	5 6.9	1 22.2	69 8.2	6 7.9	71 4.2	92 17.6	4 1.10	711 8.0
Lap 19	48	3 4.7	12 16.5	7 4.6	35 4.2	34 7.5	31 0.6	28 0.2	2 7.1	5 6.5	1 24.4	69 9.4	6 8.0	71 5.7	4 1.33	711 7.2	
Lap 20	48	3 4.1	12 18.9	7 4.5	35 4.1	34 6.3	31 0.5	28 0.9	2 6.9	5 6.4	1 26.4	69 9.2	6 10.1	71 5.5	711 1.46	4 24.4	
Lap 21	48	3 4.2	12 18.5	7 4.3	35 3.1	31 5.6	34 2.1	28 0.5	2 7.0	5 7.6	1 28.3	69 9.3	6 7.3	71 8.1	711 1.51	4 24.6	
Lap 22	48	3 2.0	12 20.8	7 3.6	35 3.8	31 3.9	34 3.4	28 0.3	2 7.1	5 7.1	1 31.1	69 8.6	6 7.2	71 9.1	711 2.00	4 19.9	



TCS Race 1 (R1) Lap Chart

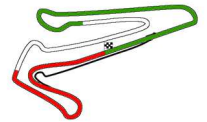
For information purposes. No official / regulatory value

Lap 23	48	3 1.4	12 21.2	7 3.3	35 4.3	31 2.6	34 5.0	28 0.4	2 8.2	5 6.3	1 32.6	69 7.9	11.1	6.4		
Lap 24	48	3 1.5	12 23.4	7 2.5	35 4.7	31 1.2	34 5.3	28 0.2	2 10.4	5 4.5	1 34.6	69 10.3				


TCS
Race 1 (R1)
Analysis

For information purposes. No official / regulatory value

Laps	Sector 1	Sector 2	Sector 3	Lap Time	Spd	Time of Day	Laps	Sector 1	Sector 2	Sector 3	Lap Time	Spd	Time of Day
No.1 Somaschini Rachele							No.3 Altoè Giovanni						
1	13:27.947	33.735	34.510	14:36.192	88,0	19:02:23.519	1	11:14.523	35.667	38.188	12:28.378	111,4	19:02:11.252
2	48.750	33.922	36.462	1:59.134	88,4	19:04:22.653	2	49.817	33.331	37.697	2:00.845	90,8	19:04:12.097
3	46.267	33.238	36.020	1:55.525	100,5	19:06:18.178	3	45.384	33.293	42.041	2:00.718	131,0	19:06:12.815
4	43.683	31.379	33.393	1:48.455	125,0	19:08:06.633	4	39.696	29.213	31.583	1:40.492	160,4	19:07:53.307
5	41.515	29.737	33.181	1:44.433	137,2	19:09:51.066	5	38.659	28.691	31.335	1:38.685	165,6	19:09:31.992
6	40.282	28.877	32.476	1:41.635	140,6	19:11:32.701	6	38.291	28.225	31.075	1:37.591	166,1	19:11:09.583
7	39.591	29.553	32.050	1:41.194	144,7	19:13:13.895	7	38.130	27.928	30.885	1:36.943	169,2	19:12:46.526
8	39.974	28.848	31.489	1:40.311	149,3	19:14:54.206	8	38.072	27.979	30.733	1:36.784	168,7	19:14:23.310
9	39.395	28.543	32.175	1:40.113	155,1	19:16:34.319	9	IN 38.090	27.853	31.287	1:37.230	169,8	19:16:00.540
10	IN 39.081	28.679	31.870	1:39.630	156,9	19:18:13.949	10	1:41.890	28.196	30.714	2:40.800	168,7	19:18:41.340
11	1:45.355	28.837	32.136	2:46.328	144,9	19:21:00.277	11	37.998	28.027	30.594	1:36.619	166,6	19:20:17.959
12	39.519	28.497	31.976	1:39.992	153,4	19:22:40.269	12	38.131	27.385	31.091	1:36.607	170,0	19:21:54.566
13	39.104	29.133	32.304	1:40.541	151,6	19:24:20.810	13	38.248	27.719	30.641	1:36.608	171,4	19:23:31.174
14	39.287	28.994	32.410	1:40.691	158,1	19:26:01.501	14	38.221	27.788	30.412	1:36.421	165,1	19:25:07.595
15	39.748	28.669	31.863	1:40.280	141,5	19:27:41.781	15	37.829	27.683	30.405	1:35.917	171,1	19:26:43.512
16	40.270	29.217	31.934	1:41.421	138,1	19:29:23.202	16	37.795	27.715	30.572	1:36.082	171,7	19:28:19.594
17	39.050	28.316	31.928	1:39.294	157,8	19:31:02.496	17	38.539	28.469	31.550	1:38.558	170,8	19:29:58.152
18	39.352	28.967	32.172	1:40.491	152,5	19:32:42.987	18	37.951	27.551	30.673	1:36.175	169,8	19:31:34.327
19	39.028	28.883	31.689	1:39.600	158,1	19:34:22.587	19	37.999	27.628	30.601	1:36.228	171,7	19:33:10.555
20	39.397	28.389	32.022	1:39.808	151,2	19:36:02.395	20	38.095	27.864	30.530	1:36.489	168,4	19:34:47.044
21	39.931	29.052	32.210	1:41.193	142,1	19:37:43.588	21	38.652	28.634	31.913	1:39.199	167,7	19:36:26.243
22	40.094	28.865	32.166	1:41.125	150,8	19:39:24.713	22	38.171	27.772	30.821	1:36.764	169,2	19:38:03.007
23	39.919	28.735	32.189	1:40.843	149,5	19:41:05.556	23	38.630	28.294	31.166	1:38.090	166,6	19:39:41.097
24	39.045	28.591	32.503	1:40.139	159,7	19:42:45.695	24	38.927	27.978	30.586	1:37.491	166,9	19:41:18.588
No.2 Covini Gianluca							No.4 Guida Nicola						
1	11:08.353	33.398	34.473	12:16.224	95,2	19:02:21.903	1	11:01.490	35.846	37.880	12:15.216	103,1	19:02:33.661
2	49.487	34.135	36.280	1:59.902	90,0	19:04:21.805	2	46.246	33.858	34.845	1:54.949	118,8	19:04:28.610
3	46.177	33.095	36.277	1:55.549	98,7	19:06:17.354	3	43.886	32.301	35.397	1:51.584	125,2	19:06:20.194
4	42.861	29.471	31.627	1:43.959	116,3	19:08:01.313	4	43.394	31.751	33.809	1:48.954	122,5	19:08:09.148
5	39.181	29.504	32.172	1:40.857	140,2	19:09:42.170	5	42.501	29.985	48.261	2:00.747	131,8	19:10:09.895
6	39.983	29.210	32.148	1:41.341	135,1	19:11:23.511	6	42.487	31.544	33.866	1:47.897	141,7	19:11:57.792
7	39.924	28.865	31.875	1:40.664	153,6	19:13:04.175	7	42.079	30.821	33.822	1:46.722	144,9	19:13:44.514
8	39.199	28.768	31.263	1:39.230	149,5	19:14:43.405	8	41.927	30.683	33.963	1:46.573	140,9	19:15:31.087
9	38.703	28.717	30.814	1:38.234	158,3	19:16:21.639	9	42.202	30.459	33.768	1:46.429	141,9	19:17:17.516
10	39.068	28.369	31.012	1:38.449	163,8	19:18:00.088	10	42.869	30.597	33.602	1:47.068	140,9	19:19:04.584
11	38.723	28.456	30.924	1:38.103	165,1	19:19:38.191	11	41.956	30.506	34.008	1:46.470	148,5	19:20:51.054
12	IN 38.510	28.238	30.015	1:36.763	162,4	19:21:14.954	12	IN 42.136	30.864	34.475	1:47.475	139,5	19:22:38.529
13	1:47.667	28.596	31.003	2:47.266	121,3	19:24:02.220	13	1:47.493	30.824	36.170	2:54.487	134,4	19:25:33.016
14	38.938	28.389	31.360	1:38.687	162,8	19:25:40.907	14	46.154	32.466	34.212	1:52.832	122,0	19:27:25.848
15	38.755	28.582	31.074	1:38.411	159,2	19:27:19.318	15	42.368	30.466	33.952	1:46.786	136,3	19:29:12.634
16	39.021	28.265	31.224	1:38.510	163,8	19:28:57.828	16	41.505	30.242	34.240	1:45.987	147,9	19:30:58.621
17	38.852	28.601	30.631	1:38.084	165,6	19:30:35.912	17	41.347	30.327	35.154	1:46.828	150,4	19:32:45.449
18	38.707	28.250	30.991	1:37.948	166,9	19:32:13.860	18	41.474	30.263	34.195	1:45.932	149,7	19:34:31.381
19	38.537	28.184	31.038	1:37.759	166,6	19:33:51.619	19	IN 42.103	30.935	35.286	1:48.324	145,1	19:36:19.705
20	38.700	28.428	30.751	1:37.879	166,9	19:35:29.498	20	1:13.326	31.243	34.176	2:18.745	142,6	19:38:38.450
21	39.005	28.104	31.038	1:38.147	164,3	19:37:07.645	21	42.832	30.061	33.365	1:46.258	132,0	19:40:24.708
22	39.277	28.305	31.173	1:38.755	164,1	19:38:46.400	22	40.588	31.825	33.327	1:45.740	153,6	19:42:10.448
23	39.387	29.185	31.518	1:40.090	159,2	19:40:26.490	No.5 Samsonov Igor						
24	39.402	29.109	31.533	1:40.044	156,9	19:42:06.534	1	11:14.645	32.616	34.748	12:22.009	97,8	19:02:19.806
							2	50.356	33.137	37.385	2:00.878	105,8	19:04:20.684


TCS
Race 1 (R1)
Analysis

For information purposes. No official / regulatory value

Laps	Sector 1	Sector 2	Sector 3	Lap Time	Spd	Time of Day
3	46.273	31.753	37.992	1:56.018	101,2	19:06:16.702
4	43.491	30.634	32.226	1:46.351	118,4	19:08:03.053
5	40.627	28.941	31.720	1:41.288	141,7	19:09:44.341
6	39.808	29.118	31.756	1:40.682	138,8	19:11:25.023
7	39.875	28.448	31.907	1:40.230	147,9	19:13:05.253
8	39.491	28.923	31.310	1:39.724	152,7	19:14:44.977
9	38.850	28.104	31.822	1:38.776	159,9	19:16:23.753
10	38.808	28.454	31.068	1:38.330	155,8	19:18:02.083
11	39.228	27.848	31.315	1:38.391	161,1	19:19:40.474
12 IN	38.538	28.305	31.150	1:37.993	158,8	19:21:18.467
13	1:48.336	29.046	32.365	2:49.747	150,6	19:24:08.214
14	39.791	28.371	31.570	1:39.732	153,6	19:25:47.946
15	39.283	27.870	31.465	1:38.618	148,5	19:27:26.564
16	39.439	28.053	31.330	1:38.822	159,9	19:29:05.386
17	38.870	27.890	31.007	1:37.767	164,1	19:30:43.153
18	38.766	27.747	31.112	1:37.625	166,6	19:32:20.778
19	38.821	27.522	31.044	1:37.387	162,6	19:33:58.165
20	38.499	28.180	31.103	1:37.782	154,5	19:35:35.947
21	39.666	28.381	31.293	1:39.340	155,3	19:37:15.287
22	39.085	28.030	31.185	1:38.300	150,2	19:38:53.587
23	39.670	28.191	31.419	1:39.280	151,0	19:40:32.867
24	39.271	27.932	31.006	1:38.209	146,1	19:42:11.076

Laps	Sector 1	Sector 2	Sector 3	Lap Time	Spd	Time of Day
5	38.749	29.035	31.617	1:39.401	161,4	19:09:37.004
6	38.628	28.454	31.072	1:38.154	160,9	19:11:15.158
7	38.895	28.844	31.685	1:39.424	162,4	19:12:54.582
8	38.636	28.087	31.193	1:37.916	160,4	19:14:32.498
9	38.337	28.255	30.944	1:37.536	165,1	19:16:10.034
10 IN	38.251	28.592	30.030	1:36.873	165,3	19:17:46.907
11	1:40.539	28.592	31.198	2:40.329	159,0	19:20:27.236
12	39.077	28.343	31.203	1:38.623	164,1	19:22:05.859
13	38.230	28.175	31.394	1:37.799	165,1	19:23:43.658
14	38.285	28.249	31.549	1:38.083	165,3	19:25:21.741
15	39.022	28.233	31.352	1:38.607	164,3	19:27:00.348
16	37.928	28.590	31.492	1:38.010	169,2	19:28:38.358
17	38.062	28.222	31.083	1:37.367	165,8	19:30:15.725
18	38.639	27.772	31.092	1:37.503	165,6	19:31:53.228
19	39.237	28.056	31.211	1:38.504	167,1	19:33:31.732
20	39.243	28.332	31.195	1:38.770	167,4	19:35:10.502
21	38.566	28.426	31.630	1:38.622	166,6	19:36:49.124
22	38.443	28.146	31.875	1:38.464	167,4	19:38:27.588
23	38.263	28.275	31.596	1:38.134	169,2	19:40:05.722
24	38.512	28.746	31.579	1:38.837	165,1	19:41:44.559

No.6 Torresani Alessandra

Laps	Sector 1	Sector 2	Sector 3	Lap Time	Spd	Time of Day
1	13:24.785	36.047	37.679	14:38.511	103,2	19:02:34.409
2	46.280	34.836	35.144	1:56.260	116,0	19:04:30.669
3	43.795	33.081	34.507	1:51.383	123,9	19:06:22.052
4	42.270	31.718	33.463	1:47.451	122,3	19:08:09.503
5	42.736	30.063	32.602	1:45.401	130,7	19:09:54.904
6	39.811	29.610	32.161	1:41.582	141,7	19:11:36.486
7	39.988	30.271	32.255	1:42.514	143,0	19:13:19.000
8	40.458	30.200	32.431	1:43.089	143,8	19:15:02.089
9	39.763	29.544	31.759	1:41.066	147,3	19:16:43.155
10	39.888	29.300	31.635	1:40.823	151,0	19:18:23.978
11 IN	40.196	29.042	32.539	1:41.777	137,5	19:20:05.755
12	1:47.892	28.734	31.972	2:48.598	142,2	19:22:54.353
13	40.226	29.301	32.139	1:41.666	151,8	19:24:36.019
14	39.624	28.855	32.024	1:40.503	151,8	19:26:16.522
15	40.292	29.815	33.090	1:43.197	154,7	19:27:59.719
16	38.842	28.167	32.107	1:39.116	156,7	19:29:38.835
17	39.626	28.113	32.040	1:39.779	154,0	19:31:18.614
18	39.743	28.691	32.145	1:40.579	154,2	19:32:59.193
19	39.383	28.965	32.491	1:40.839	153,8	19:34:40.032
20	40.470	28.558	32.652	1:41.680	149,1	19:36:21.712
21	38.781	28.260	31.565	1:38.606	160,4	19:38:00.318
22	38.992	28.675	32.655	1:40.322	158,3	19:39:40.640
23	42.405	29.205	32.327	1:43.937	117,9	19:41:24.577

No.12 Vescovi Alberto

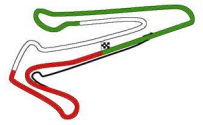
Laps	Sector 1	Sector 2	Sector 3	Lap Time	Spd	Time of Day
1	11:10.660	36.125	37.411	12:24.196	103,2	19:02:12.007
2	49.750	33.531	37.811	2:01.092	94,8	19:04:13.099
3	45.026	33.499	41.361	1:59.886	129,6	19:06:12.985
4	40.638	29.498	32.131	1:42.267	156,5	19:07:55.252
5	39.375	28.994	31.433	1:39.802	158,1	19:09:35.054
6	38.885	28.601	31.309	1:38.795	160,2	19:11:13.849
7	38.784	27.921	30.935	1:37.640	160,2	19:12:51.489
8	38.762	27.844	31.564	1:38.170	163,1	19:14:29.659
9	38.625	28.430	31.074	1:38.129	162,4	19:16:07.788
10 IN	38.535	28.512	30.357	1:37.404	167,7	19:17:45.192
11	1:41.594	28.076	31.137	2:40.807	163,8	19:20:25.999
12	38.807	28.178	30.787	1:37.772	164,6	19:22:03.771
13	39.057	28.007	31.409	1:38.473	159,5	19:23:42.244
14	38.807	27.954	31.096	1:37.857	159,9	19:25:20.101
15	38.345	28.006	30.685	1:37.036	167,9	19:26:57.137
16	38.455	27.774	31.215	1:37.444	165,6	19:28:34.581
17	38.412	28.227	31.022	1:37.661	164,1	19:30:12.242
18	38.538	27.835	30.930	1:37.303	158,8	19:31:49.545
19	38.539	27.748	31.286	1:37.573	163,1	19:33:27.118
20	38.616	28.656	31.604	1:38.876	160,4	19:35:05.994
21	38.732	28.258	31.800	1:38.790	166,1	19:36:44.784
22	39.216	28.541	31.357	1:39.114	150,2	19:38:23.898
23	38.909	28.343	31.178	1:38.430	160,4	19:40:02.328
24	39.257	28.486	31.924	1:39.667	148,1	19:41:41.995

No.7 Pelatti Sandro

Laps	Sector 1	Sector 2	Sector 3	Lap Time	Spd	Time of Day
1	11:50.655	32.852	36.868	13:00.375	114,1	19:02:15.015
2	48.998	33.996	38.363	2:01.357	115,7	19:04:16.372
3	44.681	32.466	40.648	1:57.795	112,1	19:06:14.167
4	41.427	29.846	32.163	1:43.436	134,6	19:07:57.603

No.28 Casillo Carlo

Laps	Sector 1	Sector 2	Sector 3	Lap Time	Spd	Time of Day
1	11:37.929	32.550	35.654	12:46.133	103,8	19:02:16.368
2	49.746	34.104	38.753	2:02.603	117,2	19:04:18.971
3	44.789	31.800	39.354	1:55.943	106,6	19:06:14.914
4	42.010	29.594	32.089	1:43.693	129,1	19:07:58.607
5	40.728	28.750	32.172	1:41.650	138,8	19:09:40.257


TCS
Race 1 (R1)
Analysis

For information purposes. No official / regulatory value

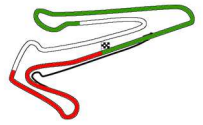
Laps	Sector 1	Sector 2	Sector 3	Lap Time	Spd	Time of Day	Laps	Sector 1	Sector 2	Sector 3	Lap Time	Spd	Time of Day
6	39.478	28.488	31.662	1:39.628	144,7	19:11:19.885	7	39.381	28.879	32.359	1:40.619	167,4	19:12:58.007
7	38.927	28.494	31.306	1:38.727	150,8	19:12:58.612	8	39.239	28.405	31.039	1:38.683	159,9	19:14:36.690
8	39.652	28.750	31.022	1:39.424	149,1	19:14:38.036	9	38.627	28.041	31.449	1:38.117	167,1	19:16:14.807
9	38.581	28.216	30.703	1:37.500	157,4	19:16:15.536	10	38.861	28.499	31.171	1:38.531	164,6	19:17:53.338
10	1:43.182	27.893	33.065	2:44.140	151,2	19:18:59.676	11	1:43.585	28.317	31.546	2:43.448	155,3	19:20:36.786
11	38.960	28.256	31.299	1:38.515	162,1	19:20:38.191	12	39.114	28.248	30.973	1:38.335	166,1	19:22:15.121
12	38.648	28.254	31.194	1:38.096	158,1	19:22:16.287	13	38.534	28.153	31.899	1:38.586	168,4	19:23:53.707
13	38.591	27.747	31.436	1:37.774	158,3	19:23:54.061	14	38.396	28.070	32.311	1:38.777	169,8	19:25:32.484
14	39.248	28.047	31.296	1:38.591	156,9	19:25:32.652	15	38.993	27.951	31.264	1:38.208	165,3	19:27:10.692
15	39.278	28.276	31.092	1:38.646	158,1	19:27:11.298	16	38.468	28.209	31.743	1:38.420	170,6	19:28:49.112
16	38.361	28.283	31.417	1:38.061	166,1	19:28:49.359	17	38.905	27.916	31.676	1:38.497	169,8	19:30:27.609
17	39.204	27.870	31.483	1:38.557	148,7	19:30:27.916	18	38.779	28.035	31.432	1:38.246	167,9	19:32:05.855
18	38.824	29.267	30.759	1:38.850	165,6	19:32:06.766	19	38.476	27.983	31.265	1:37.724	172,7	19:33:43.579
19	38.703	27.850	31.160	1:37.713	164,3	19:33:44.479	20	38.395	28.151	30.890	1:37.436	171,4	19:35:21.015
20	39.426	27.755	30.921	1:38.102	161,9	19:35:22.581	21	39.358	28.141	31.515	1:39.014	150,2	19:37:00.029
21	38.694	28.326	31.011	1:38.031	156,9	19:37:00.612	22	38.616	28.543	31.726	1:38.885	171,1	19:38:38.914
22	39.726	28.013	30.946	1:38.685	146,7	19:38:39.297	23	38.523	28.521	31.806	1:38.850	171,9	19:40:17.764
23	39.219	28.120	31.582	1:38.921	160,9	19:40:18.218	24	38.619	28.011	31.525	1:38.155	169,0	19:41:55.919
24	38.981	27.904	31.018	1:37.903	155,6	19:41:56.121							

No.31 Sciaguato Nicola						
1	11:22.328	32.977	35.750	12:31.055	115,7	19:02:15.832
2	49.205	34.222	38.562	2:01.989	113,5	19:04:17.821
3	44.498	32.476	39.714	1:56.688	117,1	19:06:14.509
4	42.648	30.681	32.334	1:45.663	135,0	19:08:00.172
5	39.625	29.531	32.400	1:41.556	137,9	19:09:41.728
6	39.900	29.456	32.754	1:42.110	143,8	19:11:23.838
7	38.954	28.746	31.777	1:39.477	149,3	19:13:03.315
8	38.182	28.447	32.098	1:38.727	150,0	19:14:42.042
9	38.514	28.230	30.984	1:37.728	149,7	19:16:19.770
10	38.157	27.957	30.842	1:36.956	160,2	19:17:56.726
11	38.406	27.854	31.085	1:37.345	150,4	19:19:34.071
12	38.355	28.228	32.763	1:39.346	160,4	19:21:13.417
13	1:47.161	28.303	31.044	2:46.508	142,2	19:23:59.925
14	38.030	27.569	30.987	1:36.586	155,3	19:25:36.511
15	38.272	27.954	30.717	1:36.943	168,4	19:27:13.454
16	38.063	27.964	31.476	1:37.503	164,8	19:28:50.957
17	38.468	27.755	31.613	1:37.836	150,4	19:30:28.793
18	38.404	28.421	30.619	1:37.444	164,8	19:32:06.237
19	38.725	27.961	31.291	1:37.977	157,4	19:33:44.214
20	38.135	28.279	30.957	1:37.371	169,0	19:35:21.585
21	37.883	27.196	31.195	1:36.274	167,7	19:36:57.859
22	38.196	28.104	31.262	1:37.562	165,8	19:38:35.421
23	37.956	28.077	31.282	1:37.315	166,9	19:40:12.736
24	38.851	27.654	31.344	1:37.849	141,3	19:41:50.585

No.34 Liana Nicolò						
1	10:59.013	33.360	36.637	12:09.010	111,4	19:02:12.925
2	49.839	33.442	38.476	2:01.757	116,0	19:04:14.682
3	44.819	32.968	41.052	1:58.839	131,2	19:06:13.521
4	40.602	29.715	32.566	1:42.883	144,7	19:07:56.404
5	39.648	29.225	32.835	1:41.708	153,4	19:09:38.112
6	39.478	28.484	31.314	1:39.276	159,5	19:11:17.388

No.35 Brena Alessandra						
1	11:24.205	32.763	36.527	12:33.495	103,7	19:02:13.799
2	49.547	33.988	38.257	2:01.792	109,5	19:04:15.591
3	44.825	32.605	40.705	1:58.135	115,0	19:06:13.726
4	41.542	29.804	32.105	1:43.451	132,6	19:07:57.177
5	40.903	29.036	31.169	1:41.108	146,3	19:09:38.285
6	39.492	28.784	31.508	1:39.784	154,9	19:11:18.069
7	38.885	28.892	31.943	1:39.720	155,3	19:12:57.789
8	39.543	28.611	30.984	1:39.138	160,2	19:14:36.927
9	38.908	28.231	31.242	1:38.381	163,3	19:16:15.308
10	39.022	28.826	30.974	1:38.822	162,4	19:17:54.130
11	39.451	28.154	30.332	1:37.937	155,6	19:19:32.067
12	1:41.825	28.484	31.120	2:41.429	156,7	19:22:13.496
13	38.746	28.038	31.025	1:37.809	164,8	19:23:51.305
14	38.401	28.031	30.845	1:37.277	162,1	19:25:28.582
15	38.513	28.137	30.799	1:37.449	168,2	19:27:06.031
16	38.520	28.157	30.899	1:37.576	159,9	19:28:43.607
17	38.526	27.822	31.002	1:37.350	167,4	19:30:20.957
18	38.535	27.953	30.785	1:37.273	168,4	19:31:58.230
19	38.828	28.079	30.856	1:37.763	150,4	19:33:35.993
20	38.772	28.695	31.158	1:38.625	158,8	19:35:14.618
21	38.641	28.153	30.846	1:37.640	157,4	19:36:52.258
22	39.783	28.395	31.007	1:39.185	136,1	19:38:31.443
23	39.042	28.500	31.066	1:38.608	158,3	19:40:10.051
24	38.892	28.189	32.218	1:39.299	165,1	19:41:49.350

No.48 Zucchi Matteo						
1	10:25.109	35.887	38.384	11:39.380	92,3	19:02:10.609
2	49.690	33.431	37.369	2:00.490	89,3	19:04:11.099
3	45.826	33.337	42.293	2:01.456	128,5	19:06:12.555
4	39.901	30.381	31.612	1:41.894	165,6	19:07:54.449
5	38.696	28.467	31.545	1:38.708	159,5	19:09:33.157
6	38.505	27.985	31.051	1:37.541	168,7	19:11:10.698
7	38.144	28.154	30.874	1:37.172	166,4	19:12:47.870


TCS
Race 1 (R1)
Analysis

For information purposes. No official / regulatory value

Laps	Sector 1	Sector 2	Sector 3	Lap Time	Spd	Time of Day
8	37.891	27.724	30.502	1:36.117	172,7	19:14:23.987
9	38.186	27.991	30.748	1:36.925	170,8	19:16:00.912
10	38.050	27.813	29.580	1:35.443	167,4	19:17:36.355
11	1:40.734	27.231	30.885	2:38.850	168,7	19:20:15.205
12	37.705	27.462	30.423	1:35.590	170,0	19:21:50.795
13	37.713	27.436	30.647	1:35.796	172,7	19:23:26.591
14	38.127	27.728	30.660	1:36.515	167,4	19:25:03.106
15	38.359	27.595	30.802	1:36.756	169,5	19:26:39.862
16	38.389	27.871	31.374	1:37.634	169,2	19:28:17.496
17	38.105	27.367	30.394	1:35.866	171,4	19:29:53.362
18	37.837	27.571	30.545	1:35.953	172,2	19:31:29.315
19	38.206	27.624	30.635	1:36.465	170,3	19:33:05.780
20	38.058	28.462	30.588	1:37.108	171,1	19:34:42.888
21	38.622	28.615	31.820	1:39.057	142,4	19:36:21.945
22	39.815	27.679	31.496	1:38.990	152,1	19:38:00.935
23	39.057	28.245	31.398	1:38.700	159,9	19:39:39.635
24	38.442	28.082	30.928	1:37.452	168,2	19:41:17.087

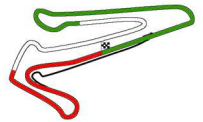
No.69 Palanti Paolo						
1	10:46.711	32.523	35.268	11:54.502	101,8	19:02:19.228
2	50.353	32.675	37.970	2:00.998	102,2	19:04:20.226
3	45.943	31.719	38.469	1:56.131	106,9	19:06:16.357
4	43.100	32.445	32.973	1:48.518	126,0	19:08:04.875
5	41.093	29.985	32.247	1:43.325	141,7	19:09:48.200
6	40.112	29.711	32.482	1:42.305	141,9	19:11:30.505
7	40.142	29.383	32.794	1:42.319	148,9	19:13:12.824
8	40.628	30.423	32.440	1:43.491	151,0	19:14:56.315
9	39.728	28.985	32.848	1:41.561	145,5	19:16:37.876
10	39.532	28.790	32.765	1:41.087	155,3	19:18:18.963
11	40.267	29.023	32.626	1:41.916	152,3	19:20:00.879
12	39.711	29.299	33.100	1:42.110	145,9	19:21:42.989
13	1:42.243	29.347	33.140	2:44.730	147,1	19:24:27.719
14	39.264	28.995	33.102	1:41.361	158,1	19:26:09.080
15	39.246	29.089	32.370	1:40.705	158,1	19:27:49.785
16	38.989	29.049	32.940	1:40.978	146,7	19:29:30.763
17	39.275	28.667	32.582	1:40.524	152,3	19:31:11.287
18	39.509	27.986	32.457	1:39.952	158,5	19:32:51.239
19	39.319	28.913	32.551	1:40.783	151,6	19:34:32.022
20	39.049	28.296	32.243	1:39.588	166,1	19:36:11.610
21	39.588	28.864	32.871	1:41.323	150,8	19:37:52.933
22	39.455	28.464	32.553	1:40.472	158,3	19:39:33.405
23	39.229	28.346	32.492	1:40.067	155,3	19:41:13.472
24	39.433	29.334	33.821	1:42.588	154,9	19:42:56.060

No.71 Fabiani Fabio						
1	11:46.248	33.285	34.177	12:53.710	99,9	19:02:20.887
2	49.674	33.807	37.141	2:00.622	97,7	19:04:21.509
3	46.022	32.850	37.144	1:56.016	96,3	19:06:17.525
4	43.856	31.185	33.388	1:48.429	122,5	19:08:05.954
5	41.238	30.105	33.711	1:45.054	130,7	19:09:51.008
6	42.028	30.120	32.610	1:44.758	143,6	19:11:35.766
7	40.158	29.921	32.708	1:42.787	152,1	19:13:18.553
8	40.547	29.753	32.638	1:42.938	146,3	19:15:01.491

Laps	Sector 1	Sector 2	Sector 3	Lap Time	Spd	Time of Day
9	39.965	29.401	31.865	1:41.231	150,8	19:16:42.722
10	40.110	28.845	31.850	1:40.805	155,1	19:18:23.527
11	39.863	28.984	32.431	1:41.278	155,1	19:20:04.805
12	1:47.483	29.449	32.152	2:49.084	147,9	19:22:53.889
13	40.314	29.062	32.257	1:41.633	156,5	19:24:35.522
14	39.692	28.669	32.520	1:40.881	157,8	19:26:16.403
15	39.703	30.307	33.220	1:43.230	157,6	19:27:59.633
16	40.477	29.494	32.776	1:42.747	144,3	19:29:42.380
17	39.680	29.392	31.691	1:40.763	153,1	19:31:23.143
18	39.448	29.121	31.716	1:40.285	157,6	19:33:03.428
19	39.692	30.366	32.296	1:42.354	156,5	19:34:45.782
20	39.301	30.181	31.958	1:41.440	150,8	19:36:27.222
21	40.281	28.987	32.001	1:41.269	142,2	19:38:08.491
22	39.749	29.442	32.078	1:41.269	152,5	19:39:49.760
23	39.852	29.464	31.974	1:41.290	151,6	19:41:31.050

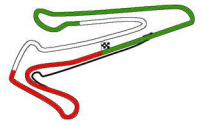
No.92 Gnutti Franco						
1	13:47.887	34.293	35.669	14:57.849	92,2	19:02:27.280
2	46.964	33.361	36.082	1:56.407	105,2	19:04:23.687
3	46.964	32.565	35.564	1:55.093	106,4	19:06:18.780
4	43.971	31.068	34.992	1:50.031	128,2	19:08:08.811
5	49.736	29.940	33.448	1:53.124	144,7	19:10:01.935
6	41.207	30.656	33.681	1:45.544	136,8	19:11:47.479
7	41.831	29.819	34.189	1:45.839	143,6	19:13:33.318
8	40.319	29.733	33.344	1:43.396	150,0	19:15:16.714
9	39.733	29.957	32.634	1:42.324	147,5	19:16:59.038
10	1:44.033	29.581	33.068	2:46.682	133,3	19:19:45.720
11	39.968	29.558	33.423	1:42.949	146,7	19:21:28.669
12	40.267	29.591	33.181	1:43.039	152,9	19:23:11.708
13	40.784	29.201	33.387	1:43.372	152,7	19:24:55.080
14	40.480	29.121	32.756	1:42.357	140,0	19:26:37.437
15	39.139	28.912	31.799	1:39.850	157,8	19:28:17.287
16	39.767	28.899	33.504	1:42.170	144,5	19:29:59.457
17	39.398	28.868	32.477	1:40.743	164,1	19:31:40.200
18	39.783	28.731	32.380	1:40.894	152,5	19:33:21.094









No.711 Squarcialupi Massimo						
1	10:37.885	35.633	37.287	11:50.805	89,4	19:02:34.882
2	44.571	37.764	35.155	1:57.490	116,6	19:04:32.372
3	43.975	32.852	33.825	1:50.652	119,0	19:06:23.024
4	43.016	31.622	48.242	2:02.880	124,2	19:08:25.904
5	52.539	31.277	33.797	1:57.613	123,5	19:10:23.517
6	43.932	31.131	33.990	1:49.053	120,6	19:12:12.570
7	42.867	30.814	33.974	1:47.655	124,4	19:14:00.225
8	42.453	30.596	33.380	1:46.429	131,7	19:15:46.654
9	42.384	30.513	35.256	1:48.153	131,7	19:17:34.807
10	43.087	30.711	34.290	1:48.088	135,0	19:19:22.895
11	42.903	30.947	35.453	1:49.303	130,5	19:21:12.198
12	1:50.864	31.179	33.767	2:55.810	115,8	19:24:08.008
13	42.321	30.362	33.819	1:46.502	133,0	19:25:54.510
14	42.018	30.145	33.143	1:45.306	133,4	19:27:39.816
15	42.004	31.012	33.565	1:46.581	132,0	19:29:26.397
16	41.822	29.569	32.839	1:44.230	137,9	19:31:10.627


TCS
**Race 1 (R1)
 Analysis**

For information purposes. No official / regulatory value

Laps	Sector 1	Sector 2	Sector 3	Lap Time	Spd	Time of Day
17	41.851	30.036	32.333	1:44.220	137,2	19:32:54.847
18	42.314	29.767	32.494	1:44.575	137,7	19:34:39.422
19	43.298	30.982	33.302	1:47.582	118,6	19:36:27.004
20	43.217	30.719	33.072	1:47.008	124,2	19:38:14.012
21	42.550	30.298	33.198	1:46.046	130,2	19:40:00.058
22	42.815	32.817	34.820	1:50.452	139,5	19:41:50.510


TCS
Race 1 (R1)
Starting Grid

			9	711 Squarcialupi Massimo Seat Ibiza		1:31.531	
6	Torresani Alessandra Seat Leon Cupra ST		1:28.763	8	4 Guida Nicola Seat Leon Cupra ST		1:28.311
1	Somaschini Rachele Seat Leon Cupra ST		1:27.597	7	92 Gnutti Franco Seat Leon Cupra ST		1:27.117
71	Fabiani Fabio Honda Civic Type R		1:26.902	6	2 Covini Gianluca Seat Leon Cupra ST		1:26.618
69	Palanti Paolo Seat Leon Cupra ST		1:26.344	5	5 Samsonov Igor Seat Leon Cupra ST		1:26.307
28	Casillo Carlo Seat Leon Cupra ST		1:26.230	4	31 Sciaguato Nicola Seat Leon Cupra ST		1:26.205
7	Pelatti Sandro Seat Leon Cupra ST		1:25.914	3	35 Brena Alessandra Seat Leon Cupra ST		1:25.694
34	Liana Nicolò Seat Leon Cupra ST		1:25.691	2	Vescovi Alberto Seat Leon Cupra ST		1:25.672
3	Altoè Giovanni Seat Leon Cupra ST		1:25.626	1	48 Zucchi Matteo Seat Leon Cupra ST		1:25.408

POLE POSITION


Start : 06/05 - 19:00 Duration : 38:00 + 1 Laps

Clerk of the Course Fabrizio Fondacci (ITA) 05-07/05/2017

Page 1 / 1

 Apex Timing 