



CAMPIONATO ITALIANO FORMULA 4 ACI CSAI powered by ABARTH

EVENT: Track
 DATE: dd/mm/yy H: hh:mm

OBJECT: ENGINE SEALS CONFORMITY

The undersigned Name Surname
 in quality of team responsible Team Name

declares to have read and confirmed engine n° XXX-Y seals number:

Session
 Chassis N.
 Car N.
 ECU N.
 Driver

SEALS

Head cover	Wastegate rod	Compressor housing	Injectors rail	Crankcase	Dry sump	PFuel sensor	PAdm sensor	SMOT sensor
<input type="text"/>	<input type="text"/>	<input type="text"/>	<input type="text"/>	<input type="text"/>	<input type="text"/>	<input type="text"/>	<input type="text"/>	<input type="text"/>

Session
 Chassis N.
 Car N.
 ECU N.
 Driver

SEALS

Head cover	Wastegate rod	Compressor housing	Injectors rail	Crankcase	Dry sump	PFuel sensor	PAdm sensor	SMOT sensor
<input type="text"/>	<input type="text"/>	<input type="text"/>	<input type="text"/>	<input type="text"/>	<input type="text"/>	<input type="text"/>	<input type="text"/>	<input type="text"/>

Session
 Chassis N.
 Car N.
 ECU N.
 Driver

SEALS

Head cover	Wastegate rod	Compressor housing	Injectors rail	Crankcase	Dry sump	PFuel sensor	PAdm sensor	SMOT sensor
<input type="text"/>	<input type="text"/>	<input type="text"/>	<input type="text"/>	<input type="text"/>	<input type="text"/>	<input type="text"/>	<input type="text"/>	<input type="text"/>

Session
 Chassis N.
 Car N.
 ECU N.
 Driver

SEALS

Head cover	Wastegate rod	Compressor housing	Injectors rail	Crankcase	Dry sump	PFuel sensor	PAdm sensor	SMOT sensor
<input type="text"/>	<input type="text"/>	<input type="text"/>	<input type="text"/>	<input type="text"/>	<input type="text"/>	<input type="text"/>	<input type="text"/>	<input type="text"/>

During all the events of the Championship, the seals integrity, serial number and conformity is under responsibility of the team.

*Is responsibility of the Team to update this document if any seals replacement will occur during the weekend (after Autotecnica approval).
 Any modification from the previous version has to be enlightened in this document.*

The last version of the "engine seals conformity" will be taken as reference for the following events.

AUTOTECNICA MOTORI
 Giovanni Delfino

Team Name
 Name Surname

Casalmaggiore, 12/12/2018
Rif. Doc.: 1020/18

OBJECT: F4 SEALS NOMENCLATURE AND SEALS DOCUMENT USAGE


Starting from January 1st 2019 seals declaration will be manage directly from F4 teams.








Please find here below nomenclature and position of all seals fitted on 414-F4 engines.

SEALS NOMENCLATURE

	MECHANICAL SEAL	NOMENCLATURE
1	Wastegate Valve	Wastegate rod
2	Turbocharger - PopOff valve	Compressor housing
3	Cylinder head-WG actuator	Head cover
4	Dry sump	Dry sump
5	Engine block	Crankcase
6	Fuel pressure regulator	Injectors rail
7	Fuel pressure sensor	PFuel sensor
8	Air pressure sensor	PAdm sensor
9	SMOT sensor bracket	SMOT sensor

The following pictures show the position of the seals:



Head cover	Dry sump
	
Crankcase	PAdm sensor
	
Injectors rail	PFuel sensor
	
SMOT sensor	
	

Here below in Fig. 1 is shown the engine number:



Fig. 1 – engine number position

While in Fig. 2 is represented ECU position




Fig. 2 – ECU number position

Following a quick User Manual of the Engine Seal document draft to be completed.

Every seal document sheet is valid for ONLY ONE ENGINE during the complete race week-end.
Teams who have more than one car will have as many documents as engines.

Any fillable slot has to be completed with the required info.
No missing parts are allowed.

First row has to be done before the first Official Session (Qualifying).

Every time a seal, an ECU, or a chassis is changed, it has to be reported in the following row and ENLIGHTED in yellow.

If there are no changes in between sessions, no new seals declaration is required.

NO HAND WRITING IS ALLOWED. Every document has to be completed typing with a computer.

1 HOUR BEFORE SESSION BEGINNING the updated version of every engine Seal Declaration has to be sent to the following mail addresses with reading/delivery request

- track@autotecnicamotori.it (Autotecnica Motori personnel)
- Championship Chief Scrutineer email address
(please refer to your ASN/Scrutineer person in charge)

An updated seal declaration is considered valid ONLY if the team has received the reading/delivery confirmation.

Whenever this return email is missing, the updated seal declaration is considered not valid.
Is team responsibility to ensure that the update version has been received, and read, by Autotecnica Motori personnel and Championship Chief Scrutineer.

Mail object as follow:


yymmdd_F4_ChampionshipNation_Track_TeamName_EngineNumber_Session

example:

180101_F4_Germany_Hockenheim_ATMMotorsport_250-A_Race1

Please find below a correct example how this document has to be used (Fig. 3).

MOTORI



CAMPIONATO ITALIANO FORMULA 4 ACI CSAI powered by ABARTH

EVENT: Track
 DATE: dd/mm/yy H: hh:mm

OBJECT: ENGINE SEALS CONFORMITY

The undersigned Name Surname
 in quality of team responsible Team Name

declares to have read and confirmed engine n° XXX-Y seals number:

Session

Chassis N.

Car N.

ECU N.

Driver

SEALS

Head cover	Wastegate rod	Compressor housing	Injectors rail	Crankcase	Dry sump	PFuel sensor	PAdm sensor	SMOT sensor
000001	000002	000003	000004	000005	000006	000007	000008	000009

Session

Chassis N.

Car N.

ECU N.

Driver

SEALS

Head cover	Wastegate rod	Compressor housing	Injectors rail	Crankcase	Dry sump	PFuel sensor	PAdm sensor	SMOT sensor
		00100						

Session

Chassis N.

Car N.

ECU N.

Driver

SEALS

Head cover	Wastegate rod	Compressor housing	Injectors rail	Crankcase	Dry sump	PFuel sensor	PAdm sensor	SMOT sensor
						000200		

Session

Chassis N.

Car N.

ECU N.

Fig. 3 – example seal declaration document