

**Hungaroring**  
**F4 Italian Championship**  
**Free Practice - 2**  
**Provisional Results**



Cls	Nº	Driver	Nat	Competitor	Nat		Laps	Best	Time	Gap	Interval	Km/h
1	62	Dennis Hauger	NOR	Van Amersfoort Racing	NDL		17	14	1:44.005			151.6
2	5	Gianluca Petecof	BRA	Prema Powerteam	ITA		16	12	1:44.116	0.111	0.111	151.4
3	7	Paul Aron	EST	Prema Powerteam	ITA	R	1	16	1:44.228	0.223	0.112	151.3
4	6	Ido Cohen	ISR	Van Amersfoort Racing	NDL		17	12	1:44.296	0.291	0.068	151.2
5	17	Jonny Edgar	GBR	Jenzer Motorsport	CHE	R	2	16	1:44.415	0.410	0.119	151.0
6	10	Oliver Rasmussen	DNK	Prema Powerteam	ITA		20	15	1:44.471	0.466	0.056	150.9
7	16	Giorgio Carrara	ARG	Jenzer Motorsport	CHE		19	16	1:44.511	0.506	0.040	150.9
8	11	Alessandro Famularo	VEN	Prema Powerteam	ITA		16	12	1:44.618	0.613	0.107	150.7
9	57	Mikhael Belov	RUS	Bhaitech Srl	ITA		19	14	1:44.700	0.695	0.082	150.6
10	4	Niklas Krütten	DEU	Van Amersfoort Racing	NDL		17	16	1:44.775	0.770	0.075	150.5
11	20	Ivan Berets	RUS	DRZ Benelli ASD	ITA		17	15	1:44.807	0.802	0.032	150.4
12	22	Umberto Laganella	ITA	Bhaitech Srl	ITA		19	18	1:44.811	0.806	0.004	150.4
13	97	Roman Stanek	CZE	US Racing	DEU	R	3	14	1:44.825	0.820	0.014	150.4
14	25	William Alatalo	FIN	BWT Mucke Motorsport	DEU		15	12	1:44.875	0.870	0.050	150.3
15	26	Joshua Dürksen	PRY	BWT Mucke Motorsport	DEU	R	4	15	1:44.893	0.888	0.018	150.3
16	33	Jesse Salmenautio	FIN	DRZ Benelli ASD	ITA		17	13	1:45.028	1.023	0.135	150.1
17	55	Roe Meyuhass	ISR	Cram Motorsport	ITA	R	5	17	1:45.081	1.076	0.053	150.0
18	77	Andrea Rosso	ITA	Antonelli Motorsport	ITA	R	6	19	1:45.187	1.182	0.106	149.9
19	84	Francesco Simonazzi	ITA	Cram Motorsport	ITA	R	7	17	1:45.192	1.187	0.005	149.9
20	23	Gregoire Saucy	CHE	R-ace GP	FRA		19	17	1:45.233	1.228	0.041	149.8
21	31	Pietro Delli Guanti	ITA	BVM Racing	ITA	R	8	21	1:45.275	1.270	0.042	149.8
22	36	Lorenzo Ferrari	ITA	Antonelli Motorsport	ITA	R	9	20	1:45.480	1.475	0.205	149.5
23	8	Roy Lucas Allecco	DEU	Van Amersfoort Racing	NDL		18	12	1:45.538	1.533	0.058	149.4
24	18	Emidio Pesce	ITA	Jenzer Motorsport	CHE	R	10	20	1:45.583	1.578	0.045	149.3
25	14	Nicola Marinangeli	ITA	Bhaitech Srl	ITA	R	11	19	1:45.690	1.685	0.107	149.2
26	88	Amna Al Qubaisi	UAE	Abu Dhabi Racing	UAE		19	14	1:45.753	1.748	0.063	149.1
27	29	Emilio Cipriani	VEN	Cram Motorsport	ITA		20	14	1:45.758	1.753	0.005	149.1
28	94	Daniel Vebster	SWE	Cram Motorsport	ITA	R	12	18	1:45.791	1.786	0.033	149.0
29	2	Nico Göhler	DEU	BWT Mucke Motorsport	DEU	R	13	17	1:45.815	1.810	0.024	149.0
30	12	Filipe Ugran	ROU	BVM Racing	ITA	R	14	20	1:45.989	1.984	0.174	148.8
31	21	Axel Gnos	CHE	Jenzer Motorsport	CHE	R	15	19	1:46.101	2.096	0.112	148.6
32	99	Erwin Zanotti	ITA	BWT Mucke Motorsport	DEU	R	16	17	1:46.223	2.218	0.122	148.4
33	24	Laszlo Toth	HUN	R-ace GP	FRA		20	16	1:46.472	2.467	0.249	148.1
34	81	Fabio Venditti	ITA	Corbetta Racing	ITA		20	9	1:47.241	3.236	0.769	147.0
35	28	Sebastian Freymuth	DEU	AS Motorsport	SVN	R	17	19	1:47.261	3.256	0.020	147.0

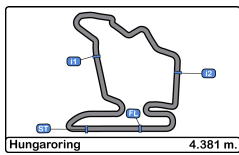
Car no 77 respect Track Limits at T6-7 - Lap Time deleted 1:45.576  
 Car no 7 respect Track Limits at T6-7 - Lap Time deleted 1:49.345  
 Car no 26 respect Track Limits at T6-7 - Lap Time deleted 1:53.431  
 Car no 14 respect Track Limits at T6-7 -1.46.801- Lap Time deleted  
 Car no 14 respect Track Limits at T6-7 -1.47.670 Lap Time deleted  
 Car no 17 respect Track Limits at T6-7 - 1.44.145 Lap Time deleted

Published at:.....

Track Temp: **44.7 °C** Air Temp: **28.9 °C** Humidity: **30 %** Track Status: **DRY**

<b>Stewards:</b>	<b>Race Director:</b>	<b>Timekeeper:</b> 
------------------	-----------------------	---





**Hungaroring**  
**F4 Italian Championship**  
**Free Practice - 2**  
**Provisional Results by Class**




Cls	Nº	Driver	Nat	Competitor	Nat	Laps	Best	Time	Gap	Interval	Km/h
1	62	Dennis Hauger	NOR	Van Amersfoort Racing	NDL	17	14	1:44.005			151.6
2	5	Gianluca Petecof	BRA	Prema Powerteam	ITA	16	12	1:44.116	0.111	0.111	151.4
3	6	Ido Cohen	ISR	Van Amersfoort Racing	NDL	17	12	1:44.296	0.291	0.180	151.2
4	10	Oliver Rasmussen	DNK	Prema Powerteam	ITA	20	15	1:44.471	0.466	0.175	150.9
5	16	Giorgio Carrara	ARG	Jenzer Motorsport	CHE	19	16	1:44.511	0.506	0.040	150.9
6	11	Alessandro Famularo	VEN	Prema Powerteam	ITA	16	12	1:44.618	0.613	0.107	150.7
7	57	Mikhael Belov	RUS	Bhaitech Srl	ITA	19	14	1:44.700	0.695	0.082	150.6
8	4	Niklas Krütten	DEU	Van Amersfoort Racing	NDL	17	16	1:44.775	0.770	0.075	150.5
9	20	Ivan Berets	RUS	DRZ Benelli ASD	ITA	17	15	1:44.807	0.802	0.032	150.4
10	22	Umberto Laganella	ITA	Bhaitech Srl	ITA	19	18	1:44.811	0.806	0.004	150.4
11	25	William Alatalo	FIN	BWT Mucke Motorsport	DEU	15	12	1:44.875	0.870	0.064	150.3
12	33	Jesse Salmenautio	FIN	DRZ Benelli ASD	ITA	17	13	1:45.028	1.023	0.153	150.1
13	23	Gregoire Saucy	CHE	R-ace GP	FRA	19	17	1:45.233	1.228	0.205	149.8
14	8	Roy Lucas Allecco	DEU	Van Amersfoort Racing	NDL	18	12	1:45.538	1.533	0.305	149.4
15	88	Amna Al Qubaisi	UAE	Abu Dhabi Racing	UAE	19	14	1:45.753	1.748	0.215	149.1
16	29	Emilio Cipriani	VEN	Cram Motorsport	ITA	20	14	1:45.758	1.753	0.005	149.1
17	24	Laszlo Toth	HUN	R-ace GP	FRA	20	16	1:46.472	2.467	0.714	148.1
18	81	Fabio Venditti	ITA	Corbetta Racing	ITA	20	9	1:47.241	3.236	0.769	147.0

**Rookie**

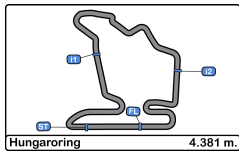
1	7	Paul Aron	EST	Prema Powerteam	ITA	R	16	12	1:44.228		151.3	
2	17	Jonny Edgar	GBR	Jenzer Motorsport	CHE	R	16	11	1:44.415	0.187	0.187	151.0
3	97	Roman Stanek	CZE	US Racing	DEU	R	14	3	1:44.825	0.597	0.410	150.4
4	26	Joshua Dürksen	PRY	BWT Mucke Motorsport	DEU	R	15	13	1:44.893	0.665	0.068	150.3
5	55	Roe Meyuhas	ISR	Cram Motorsport	ITA	R	17	13	1:45.081	0.853	0.188	150.0
6	77	Andrea Rosso	ITA	Antonelli Motorsport	ITA	R	19	10	1:45.187	0.959	0.106	149.9
7	84	Francesco Simonazzi	ITA	Cram Motorsport	ITA	R	17	9	1:45.192	0.964	0.005	149.9
8	31	Pietro Delli Guanti	ITA	BVM Racing	ITA	R	21	10	1:45.275	1.047	0.083	149.8
9	36	Lorenzo Ferrari	ITA	Antonelli Motorsport	ITA	R	20	11	1:45.480	1.252	0.205	149.5
10	18	Emidio Pesce	ITA	Jenzer Motorsport	CHE	R	20	4	1:45.583	1.355	0.103	149.3
11	14	Nicola Marinangeli	ITA	Bhaitech Srl	ITA	R	19	18	1:45.690	1.462	0.107	149.2
12	94	Daniel Vebster	SWE	Cram Motorsport	ITA	R	18	16	1:45.791	1.563	0.101	149.0
13	2	Nico Göhler	DEU	BWT Mucke Motorsport	DEU	R	17	13	1:45.815	1.587	0.024	149.0
14	12	Filipe Ugran	ROU	BVM Racing	ITA	R	20	15	1:45.989	1.761	0.174	148.8
15	21	Axel Gnos	CHE	Jenzer Motorsport	CHE	R	19	18	1:46.101	1.873	0.112	148.6
16	99	Erwin Zanotti	ITA	BWT Mucke Motorsport	DEU	R	17	6	1:46.223	1.995	0.122	148.4
17	28	Sebastian Freymuth	DEU	AS Motorsport	SVN	R	19	14	1:47.261	3.033	1.038	147.0

Published at:.....

Track Temp: **44.7 °C** Air Temp: **28.9 °C** Humidity: **30 %** Track **DRY**

<b>Stewards:</b>	<b>Race Director:</b>	<b>Timekeeper:</b> 
------------------	-----------------------	---





**Hungaroring**  
**F4 Italian Championship**  
**Free Practice - 2**  
**Lap Analysis**



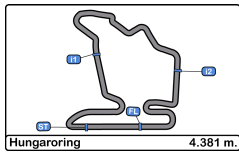
<b>2</b>	Nico Göhler	Tatuus F.4 T014 Abarth	<b>5</b>	Gianluca Petecof	Tatuus F.4 T014 Abarth
	R	BWT Mucke Motorsport			Prema Powerteam

Lap	D	Time	Sector 1	Sector 2	Sector 3	T. Spd	Elapsed	Lap	D	Time	Sector 1	Sector 2	Sector 3	T. Spd	Elapsed
1		14:51:46.745 P	14:50:03.504	42.951	1:00.290		14:51:46.745	1		14:51:09.391 P	14:49:47.201	42.671	39.519		14:51:09.391
2		2:41.865	1:30.244	41.203	30.418		14:54:28.610	2		2:44.367	1:27.163	42.273	34.931		14:53:53.758
3		1:47.964	40.312	38.458	29.194	204.1	14:56:16.574	3		1:44.770	38.740	37.467	28.563	203.7	14:55:38.528
4		1:45.919	38.744	38.237	28.938	205.7	14:58:02.493	4		1:44.602	38.313	37.614	28.675	206.1	14:57:23.130
5		1:46.311	38.670	38.273	29.368	205.7	14:59:48.804	5		1:44.307	38.321	37.315	28.671	206.1	14:59:07.437
6		1:46.431	38.775	38.250	29.406	204.9	15:01:35.235	6		1:51.996	38.306	41.695	31.995	206.8	15:00:59.433
7		1:46.377	39.029	38.123	29.225	202.6	15:03:21.612	7		1:44.362	38.327	37.319	28.716	205.3	15:02:43.795
8		2:01.157 P	38.836	38.448	43.873	203.7	15:05:22.769	8		1:51.794 P	38.448	39.397	33.949	205.7	15:04:35.589
9		9:15.486	8:06.069	39.977	29.440		15:14:38.255	9		12:29.158	11:06.304	47.029	35.825		15:17:04.747
10		1:46.068	38.959	38.145	28.964	202.6	15:16:24.323	10		2:17.898	50.361	55.870	31.667	152.9	15:19:22.645
11		1:46.617	38.849	38.126	29.642	204.5	15:18:10.940	11		2:06.040	38.300	52.058	35.682	206.5	15:21:28.685
12		1:45.948	38.698	38.178	29.072	204.5	15:19:56.888	12		1:44.116	38.317	37.233	28.566	206.1	15:23:12.801
13		1:45.815	38.587	38.073	29.155	207.2	15:21:42.703	13		1:56.437	38.132	42.901	35.404	205.7	15:25:09.238
14		2:05.156	47.374	47.446	30.336	206.8	15:23:47.859	14		1:44.360	38.194	37.403	28.763	205.3	15:26:53.598
15		1:46.937	39.420	38.224	29.293	206.1	15:25:34.796	15		2:12.533	53.452	46.879	32.202	206.8	15:29:06.131
16		1:45.940	38.748	38.041	29.151	204.1	15:27:20.736	16		1:55.130 P	38.291	37.293	39.546	205.3	15:31:01.261
17		2:07.054 P	43.275	42.535	41.244	185.5	15:29:27.790								

<b>4</b>	Niklas Krütten	Tatuus F.4 T014 Abarth	<b>6</b>	Ido Cohen	Tatuus F.4 T014 Abarth
		Van Amersfoort Racing			Van Amersfoort Racing

Lap	D	Time	Sector 1	Sector 2	Sector 3	T. Spd	Elapsed	Lap	D	Time	Sector 1	Sector 2	Sector 3	T. Spd	Elapsed
1		14:51:34.347 P	14:49:56.836	40.555	56.956		14:51:34.347	1		14:51:29.463 P	14:49:55.212	41.517	52.734		14:51:29.463
2		3:31.596	2:09.177	43.137	39.282		14:55:05.943	2		4:49.460	3:33.246	44.230	31.984		14:56:18.923
3		1:45.765	38.895	37.865	29.005	203.3	14:56:51.708	3		1:52.853	41.150	41.555	30.148	183.3	14:58:11.776
4		1:45.358	38.445	37.525	29.388	205.7	14:58:37.066	4		1:45.352	38.595	37.813	28.944	203.7	14:59:57.128
5		2:05.086	45.369	45.314	34.403	205.3	15:00:42.152	5		1:52.266	38.430	38.629	35.207	205.3	15:01:49.394
6		1:54.202 P	38.803	41.973	33.426	204.5	15:02:36.354	6		1:59.918	45.096	42.151	32.671	186.5	15:03:49.312
7		7:16.636	6:08.244	39.139	29.253		15:09:52.990	7		1:45.908	38.773	37.696	29.439	203.3	15:05:35.220
8		1:45.155	38.539	37.683	28.933	204.9	15:11:38.145	8		1:49.998 P	38.665	37.716	33.617	201.8	15:07:25.218
9		1:53.518 P	38.394	40.798	34.326	205.7	15:13:31.663	9		7:45.877	6:28.760	44.895	32.222		15:15:11.095
10		6:05.575	4:45.144	46.422	34.009		15:19:37.238	10		2:01.728	42.189	41.001	38.538	183.0	15:17:12.823
11		2:04.745	44.958	44.500	35.287	183.0	15:21:41.983	11		1:44.790	38.670	37.372	28.748	205.3	15:18:57.613
12		1:49.985	41.939	38.611	29.435	190.4	15:23:31.968	12		1:44.296	38.291	37.357	28.648	206.1	15:20:41.909
13		1:48.440	38.552	40.923	28.965	205.3	15:25:20.408	13		1:58.199	44.423	44.349	29.427	206.5	15:22:40.108
14		1:45.586	38.282	37.989	29.315	205.7	15:27:05.994	14		1:44.679	38.265	37.512	28.902	205.7	15:24:24.787
15		1:44.904	38.225	37.752	28.927	206.1	15:28:50.898	15		2:03.031	44.513	45.458	33.060	203.7	15:26:27.818
16		1:44.775	38.303	37.464	29.008	205.7	15:30:35.673	16		1:45.445	38.297	37.448	29.700	204.9	15:28:13.263
17		1:54.086 P	41.308	38.966	33.812	180.3	15:32:29.759	17		1:56.720 P	38.278	37.955	40.487	206.5	15:30:09.983





**Hungaroring**  
**F4 Italian Championship**  
**Free Practice - 2**  
**Lap Analysis**



**7** Paul Aron  
 Tatuus F.4 T014 Abarth  
 R Prema Powerteam

Lap	D	Time	Sector 1	Sector 2	Sector 3	T. Spd	Elapsed
1		14:51:17.880 P	14:49:47.918	42.581	47.381		14:51:17.880
2		2:42.964	1:28.185	42.933	31.846		14:54:00.844
3		1:52.198	41.467	40.921	29.810	201.1	14:55:53.042
4		1:45.025	38.535	37.817	<b>28.673</b>	204.5	14:57:38.067
5		1:44.479	38.328	37.468	28.683	206.1	14:59:22.546
6		1:56.569	42.719	42.404	31.446	208.0	15:01:19.115
7		1:49.345	38.441	40.232	30.672	204.1	15:03:08.460
8		1:50.803 P	38.359	37.774	34.670	205.3	15:04:59.263
9		11:47.747	10:33.006	42.891	31.850		15:16:47.010
10		1:57.763	42.636	41.011	34.116	203.7	15:18:44.773
11		1:44.353	38.296	37.311	28.746	205.7	15:20:29.126
12		<b>1:44.228</b>	<b>38.142</b>	<b>37.251</b>	28.835	208.8	15:22:13.354
13		1:54.079	38.446	44.972	30.661	206.5	15:24:07.433
14		2:00.408	38.230	41.785	40.393	206.1	15:26:07.841
15		1:45.152	38.225	37.806	29.121	204.5	15:27:52.993
16		1:55.497 P	38.238	37.859	39.400	206.8	15:29:48.490

**8** Roy Lucas Allecco  
 Tatuus F.4 T014 Abarth  
 Van Amersfoort Racing

Lap	D	Time	Sector 1	Sector 2	Sector 3	T. Spd	Elapsed
1		14:51:06.489	14:49:53.790	40.586	32.113		14:51:06.489
2		1:47.143	39.273	38.281	29.589	196.0	14:52:53.632
3		1:50.541	38.836	39.388	32.317	203.3	14:54:44.173
4		1:45.670	<b>38.561</b>	37.893	29.216	204.1	14:56:29.843
5		2:12.940	38.689	48.517	45.734	204.9	14:58:42.783
6		1:47.581	38.762	39.605	29.214	203.0	15:00:30.364
7		1:46.243	38.600	38.187	29.456	204.9	15:02:16.607
8		1:52.169 P	40.033	38.745	33.391	204.9	15:04:08.776
9		5:54.065	4:33.286	48.914	31.865		15:10:02.841
10		1:51.581	40.670	41.278	29.633	202.6	15:11:54.422
11		1:45.722	38.641	38.201	<b>28.880</b>	204.9	15:13:40.144
12		<b>1:45.538</b>	38.595	<b>37.834</b>	29.109	204.1	15:15:25.682
13		2:00.933	43.430	43.479	34.024	205.7	15:17:26.615
14		1:53.223	38.687	38.598	35.938	204.1	15:19:19.838
15		1:47.523	38.874	39.083	29.566	205.7	15:21:07.361
16		1:52.233	39.515	42.628	30.090	206.5	15:22:59.594
17		1:45.750	38.664	37.952	29.134	204.9	15:24:45.344
18		2:01.870 P	38.848	43.460	39.562	204.9	15:26:47.214

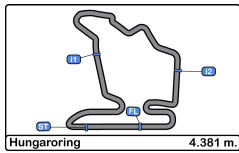
**10** Oliver Rasmussen  
 Tatuus F.4 T014 Abarth  
 Prema Powerteam

Lap	D	Time	Sector 1	Sector 2	Sector 3	T. Spd	Elapsed
1		14:51:20.971 P	14:49:48.340	43.158	49.473		14:51:20.971
2		2:40.974	1:32.526	38.536	29.912		14:54:01.945
3		1:45.342	38.927	37.719	<b>28.696</b>	207.2	14:55:47.287
4		1:45.245	38.380	38.033	28.832	205.3	14:57:32.532
5		1:44.913	38.367	37.662	28.884	206.1	14:59:17.445
6		1:45.005	38.427	37.580	28.998	205.3	15:01:02.450
7		1:45.612	38.587	38.018	29.007	205.7	15:02:48.062
8		1:45.145	38.428	37.595	29.122	204.5	15:04:33.207
9		1:45.539	38.550	37.947	29.042	204.1	15:06:18.746
10		1:45.905	38.729	38.152	29.024	203.7	15:08:04.651
11		1:45.616	38.630	37.943	29.043	204.5	15:09:50.267
12		1:49.718 P	38.659	38.118	32.941	205.7	15:11:39.985
13		6:41.324	5:22.179	46.623	32.522		15:18:21.309
14		2:03.014	40.469	45.469	37.076	188.8	15:20:24.323
15		<b>1:44.471</b>	38.236	<b>37.473</b>	28.762	206.5	15:22:08.794
16		1:50.607	39.508	40.137	30.962	202.6	15:23:59.401
17		1:47.692	38.313	39.374	30.005	204.9	15:25:47.093
18		1:45.935	38.460	37.640	29.835	205.7	15:27:33.028
19		1:45.672	<b>38.120</b>	37.673	29.879	208.4	15:29:18.700
20		1:52.632 P	39.556	39.709	33.367	198.8	15:31:11.332

**11** Alessandro Famularo  
 Tatuus F.4 T014 Abarth  
 Prema Powerteam

Lap	D	Time	Sector 1	Sector 2	Sector 3	T. Spd	Elapsed
1		14:51:22.166 P	14:49:48.897	43.066	50.203		14:51:22.166
2		2:59.945	1:45.908	39.694	34.343		14:54:22.111
3		1:45.758	38.861	37.907	28.990	204.1	14:56:07.869
4		1:52.908	39.977	43.982	28.949	204.5	14:58:00.777
5		1:45.369	38.747	37.785	28.837	205.7	14:59:46.146
6		1:46.202	38.625	38.280	29.297	204.1	15:01:32.348
7		1:45.827	38.804	37.885	29.138	204.5	15:03:18.175
8		1:56.076 P	38.634	38.024	39.418	204.5	15:05:14.251
9		12:03.706	10:36.966	50.146	36.594		15:17:17.957
10		2:17.714	51.776	49.747	36.191	148.1	15:19:35.671
11		1:45.625	39.000	37.834	28.791	204.5	15:21:21.296
12		<b>1:44.618</b>	<b>38.482</b>	<b>37.439</b>	<b>28.697</b>	205.3	15:23:05.914
13		2:34.040	1:03.700	59.313	31.027	127.6	15:25:39.954
14		1:50.237	39.151	42.121	28.965	204.1	15:27:30.191
15		1:48.088	38.670	37.910	31.508	204.5	15:29:18.279
16		2:23.774 P	52.568	49.159	42.047	127.9	15:31:42.053





**Hungaroring**  
**F4 Italian Championship**  
**Free Practice - 2**  
**Lap Analysis**



**12**

Filipe Ugran

Tatuus F.4 T014 Abarth

**16**

Giorgio Carrara

Tatuus F.4 T014 Abarth

R

BVM Racing

Jenzer Motorsport

Lap	D	Time	Sector 1	Sector 2	Sector 3	T. Spd	Elapsed	Lap	D	Time	Sector 1	Sector 2	Sector 3	T. Spd	Elapsed
1		14:51:24.187	14:50:11.237	40.231	32.719		14:51:24.187	1		14:51:50.731	14:50:35.327	42.559	32.845		14:51:50.731
2		1:52.849	41.993	39.824	31.032	188.1	14:53:17.036	2		1:53.741	41.633	41.436	30.672	193.2	14:53:44.472
3		1:53.838	P 40.610	38.873	34.355	192.1	14:55:10.874	3		1:47.685	38.882	38.507	30.296	203.7	14:55:32.157
4		3:42.048	2:30.016	38.369	33.663		14:58:52.922	4		1:54.357	42.591	39.532	32.234	189.8	14:57:26.514
5		1:46.406	38.854	38.286	29.266	203.0	15:00:39.328	5		1:53.824	P 40.162	38.626	35.036	204.1	14:59:20.338
6		1:46.228	38.905	38.088	29.235	203.0	15:02:25.556	6		2:31.398	1:22.614	38.668	30.116		15:01:51.736
7		1:46.279	38.968	38.198	29.113	200.3	15:04:11.835	7		1:46.404	38.489	37.983	29.932	204.9	15:03:38.140
8		1:46.633	38.909	38.479	29.245	200.3	15:05:58.468	8		2:00.420	38.573	43.503	38.344	204.9	15:05:38.560
9		1:49.973	40.253	40.179	29.541	199.2	15:07:48.441	9		1:45.239	38.603	37.646	28.990	203.3	15:07:23.799
10		1:52.362	P 39.151	38.315	34.896	200.3	15:09:40.803	10		1:59.360	P 38.558	38.180	42.622	204.1	15:09:23.159
11		4:20.929	3:10.168	41.051	29.710		15:14:01.732	11		6:15.669	5:01.838	42.715	31.116		15:15:38.828
12		1:49.267	39.189	40.490	29.588	200.0	15:15:50.999	12		1:50.402	39.999	39.784	30.619	182.1	15:17:29.230
13		1:46.548	39.148	38.184	29.216	201.1	15:17:37.547	13		1:44.857	38.493	37.414	28.950	205.7	15:19:14.087
14		1:46.131	38.834	37.997	29.300	201.4	15:19:23.678	14		2:03.866	49.737	44.541	29.588	163.1	15:21:17.953
15		1:45.989	38.873	37.996	29.120	204.1	15:21:09.667	15		1:44.571	38.345	37.484	28.742	205.7	15:23:02.524
16		1:46.110	38.794	38.138	29.178	203.7	15:22:55.777	16		1:44.511	38.269	37.513	28.729	206.5	15:24:47.035
17		1:46.271	38.859	38.261	29.151	203.0	15:24:42.048	17		2:02.572	44.454	44.711	33.407	182.1	15:26:49.607
18		1:46.565	38.950	38.335	29.280	201.8	15:26:28.613	18		1:44.639	38.380	37.458	28.801	205.7	15:28:34.246
19		1:46.342	38.846	38.116	29.380	204.1	15:28:14.955	19		1:54.474	P 38.280	37.541	38.653	206.5	15:30:28.720
20		1:58.481	P 38.759	38.486	41.236	206.1	15:30:13.436								

**14**

Nicola Marinangeli

Tatuus F.4 T014 Abarth

**17**

Jonny Edgar

Tatuus F.4 T014 Abarth

R

Bhaitech Srl

R

Jenzer Motorsport

Lap	D	Time	Sector 1	Sector 2	Sector 3	T. Spd	Elapsed	Lap	D	Time	Sector 1	Sector 2	Sector 3	T. Spd	Elapsed
1		14:51:57.138	P 14:50:06.563	43.074	1:07.501		14:51:57.138	1		14:51:28.434	14:50:18.056	39.902	30.476		14:51:28.434
2		4:41.079	3:31.641	39.695	29.743		14:56:38.217	2		1:47.349	40.066	37.939	29.344	201.8	14:53:15.783
3		1:51.640	40.328	41.054	30.258	202.6	14:58:29.857	3		1:50.473	P 38.880	37.620	33.973	204.1	14:55:06.256
4		1:57.602	45.189	42.547	29.866	203.7	15:00:27.459	4		2:40.786	1:29.144	41.308	30.334		14:57:47.042
5		1:46.801	38.972	38.413	29.416	203.3	15:02:14.260	5		1:45.221	38.558	37.725	28.938	204.1	14:59:32.263
6		1:46.880	38.949	38.177	29.754	203.0	15:04:01.140	6		2:17.918	56.457	42.719	38.742	203.7	15:01:50.181
7		1:47.670	39.380	38.600	29.690	202.6	15:05:48.810	7		1:45.134	38.543	37.543	29.048	203.3	15:03:35.315
8		1:48.191	39.872	38.541	29.778	200.3	15:07:37.001	8		2:06.032	P 50.010	39.351	36.671	204.1	15:05:41.347
9		1:56.125	P 39.132	38.998	37.995	201.8	15:09:33.126	9		10:39.856	9:23.776	43.849	32.231		15:16:21.203
10		6:01.486	4:50.427	41.039	30.020		15:15:34.612	10		1:57.592	44.822	41.481	31.289	160.4	15:18:18.795
11		1:48.240	39.446	39.321	29.473	201.4	15:17:22.852	11		1:44.415	38.407	37.203	28.805	204.5	15:20:03.210
12		1:46.287	38.987	38.211	29.089	203.0	15:19:09.139	12		2:03.847	48.714	42.942	32.191	206.1	15:22:07.057
13		1:46.298	39.023	38.251	29.024	203.3	15:20:55.437	13		1:44.145	38.386	37.097	28.662	204.9	15:23:51.202
14		1:46.044	38.824	37.970	29.250	203.3	15:22:41.481	14		2:02.971	47.531	43.040	32.400	169.8	15:25:54.173
15		1:46.986	38.891	38.410	29.685	206.8	15:24:28.467	15		1:52.349	38.237	38.768	35.344	206.1	15:27:46.522
16		1:46.257	39.002	37.935	29.320	204.5	15:26:14.724	16		1:56.205	P 38.408	38.201	39.596	205.7	15:29:42.727
17		1:46.145	39.058	38.081	29.006	205.7	15:28:00.869								
18		1:45.690	38.681	37.956	29.053	204.1	15:29:46.559								
19		1:57.690	P 39.389	37.941	40.360	201.1	15:31:44.249								





**Hungaroring**  
**F4 Italian Championship**  
**Free Practice - 2**  
**Lap Analysis**



**18**

Emidio Pesce

Tatuus F.4 T014 Abarth

**21**

Axel Gnos

Tatuus F.4 T014 Abarth

R

Jenzer Motorsport

R

Jenzer Motorsport

Lap	D	Time	Sector 1	Sector 2	Sector 3	T. Spd	Elapsed	Lap	D	Time	Sector 1	Sector 2	Sector 3	T. Spd	Elapsed
1		14:52:13.888	P 14:50:55.055	42.311	36.522		14:52:13.888	1		14:51:54.267	14:50:44.274	40.017	29.976		14:51:54.267
2		2:34.064	1:24.153	40.503	29.408		14:54:47.952	2		1:58.658	P 39.522	38.764	40.372	198.5	14:53:52.925
3		1:47.022	39.422	38.179	29.421	204.1	14:56:34.974	3		3:11.446	2:03.379	38.880	29.187		14:57:04.371
4		<b>1:45.583</b>	38.754	<b>37.711</b>	29.118	203.3	14:58:20.557	4		1:46.452	39.092	38.236	29.124	203.7	14:58:50.823
5		1:59.519	43.084	44.288	32.147	202.2	15:00:20.076	5		1:46.582	38.774	38.516	29.292	203.7	15:00:37.405
6		1:46.936	38.947	38.170	29.819	204.1	15:02:07.012	6		2:00.547	38.893	50.459	31.195	204.9	15:02:37.952
7		1:54.843	42.131	40.090	32.622	204.5	15:04:01.855	7		1:47.275	39.494	38.487	29.294	202.2	15:04:25.227
8		1:47.226	39.253	38.536	29.437	204.5	15:05:49.081	8		1:46.475	38.960	38.256	29.259	203.3	15:06:11.702
9		1:46.284	39.083	38.067	29.134	206.5	15:07:35.365	9		1:54.598	P 39.157	38.552	36.889	200.0	15:08:06.300
10		1:46.157	39.168	37.789	29.200	202.6	15:09:21.522	10		8:03.461	6:42.482	48.934	32.045		15:16:09.761
11		1:52.383	P 38.977	39.164	34.242	202.6	15:11:13.905	11		1:50.237	40.781	39.867	29.589	201.8	15:17:59.998
12		4:57.519	3:45.315	41.308	30.896		15:16:11.424	12		1:46.248	38.949	38.341	<b>28.958</b>	203.7	15:19:46.246
13		1:50.468	40.089	39.400	30.979	203.3	15:18:01.892	13		1:46.104	38.823	38.295	28.986	204.5	15:21:32.350
14		1:46.934	38.833	37.846	30.255	204.9	15:19:48.826	14		1:46.205	<b>38.744</b>	38.309	29.152	204.9	15:23:18.555
15		1:47.574	40.376	38.105	<b>29.093</b>	202.6	15:21:36.400	15		2:03.892	49.978	44.145	29.769	177.6	15:25:22.447
16		1:45.740	<b>38.666</b>	37.802	29.272	205.3	15:23:22.140	16		1:46.247	38.759	<b>37.997</b>	29.491	206.1	15:27:08.694
17		1:52.769	39.030	39.436	34.303	203.7	15:25:14.909	17		1:47.900	38.760	39.874	29.266	205.3	15:28:56.594
18		1:51.618	41.074	40.380	30.164	198.8	15:27:06.527	18		<b>1:46.101</b>	38.817	38.032	29.252	204.5	15:30:42.695
19		2:00.894	38.771	37.881	44.242	206.1	15:29:07.421	19		1:59.065	P 42.181	42.022	34.862	201.1	15:32:41.760
20		1:57.855	P 38.971	39.782	39.102	204.1	15:31:05.276								

**20**

Ivan Berets

Tatuus F.4 T014 Abarth

**22**

Umberto Laganella

Tatuus F.4 T014 Abarth

R

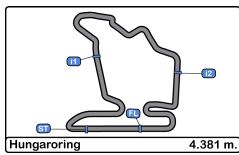
DRZ Benelli ASD

R

Bhaitech Srl

Lap	D	Time	Sector 1	Sector 2	Sector 3	T. Spd	Elapsed	Lap	D	Time	Sector 1	Sector 2	Sector 3	T. Spd	Elapsed
1		14:51:43.780	P 14:50:05.026	40.303	58.451		14:51:43.780	1		14:51:40.842	P 14:50:01.657	40.617	58.568		14:51:40.842
2		2:41.576	P 1:27.515	38.436	35.625		14:54:25.356	2		4:41.074	P 3:30.186	38.274	32.614		14:56:21.916
3		2:50.184	P 1:38.958	38.669	32.557		14:57:15.540	3		2:39.682	1:26.938	43.258	29.486		14:59:01.598
4		2:10.434	1:03.824	37.873	<b>28.737</b>		14:59:25.974	4		1:50.746	38.648	38.603	33.495	203.7	15:00:52.344
5		1:45.364	38.528	37.818	29.018	204.1	15:01:11.338	5		1:45.866	38.824	37.767	29.275	204.9	15:02:38.210
6		1:45.276	38.558	37.761	28.957	203.3	15:02:56.614	6		1:45.522	38.633	37.767	29.122	207.2	15:04:23.732
7		1:45.575	38.668	37.970	28.937	203.0	15:04:42.189	7		1:58.986	46.533	43.259	29.194	203.3	15:06:22.718
8		1:48.742	P 38.676	38.002	32.064	202.6	15:06:30.931	8		1:45.813	38.839	37.656	29.318	202.6	15:08:08.531
9		4:07.496	2:59.685	38.624	29.187		15:10:38.427	9		1:50.458	P 38.639	39.506	32.313	204.9	15:09:58.989
10		1:44.849	38.507	37.592	28.750	203.3	15:12:23.276	10		6:03.571	4:40.626	48.630	34.315		15:16:02.560
11		1:44.972	38.509	<b>37.568</b>	28.895	203.3	15:14:08.248	11		1:56.588	47.425	39.666	29.497	195.2	15:17:59.148
12		2:13.921	53.096	51.346	29.479	133.0	15:16:22.169	12		1:56.535	38.512	43.088	34.935	205.3	15:19:55.683
13		1:47.386	38.557	37.654	31.175	204.9	15:18:09.555	13		1:44.857	38.399	37.498	<b>28.960</b>	207.6	15:21:40.540
14		2:21.181	1:05.023	45.430	30.728	99.6	15:20:30.736	14		1:44.908	38.415	37.460	29.033	205.7	15:23:25.448
15		<b>1:44.807</b>	<b>38.327</b>	37.588	28.892	207.2	15:22:15.543	15		1:56.334	42.412	43.364	30.558	205.3	15:25:21.782
16		1:58.715	43.680	43.944	31.091	204.9	15:24:14.258	16		1:45.526	38.357	37.636	29.533	206.5	15:27:07.308
17		1:55.223	P 38.423	37.885	38.915	203.7	15:26:09.481	17		1:54.276	38.414	43.159	32.703	208.0	15:29:01.584
								18		<b>1:44.811</b>	<b>38.338</b>	<b>37.338</b>	29.135	206.5	15:30:46.395
								19		1:57.039	P 40.067	41.356	35.616	203.7	15:32:43.434





**Hungaroring**  
**F4 Italian Championship**  
**Free Practice - 2**  
**Lap Analysis**



**23**

Gregoire Saucy

Tatuus F.4 T014 Abarth

**25**

William Alatalo

Tatuus F.4 T014 Abarth

R-ace GP

BWT Mucke Motorsport

Lap	D	Time	Sector 1	Sector 2	Sector 3	T. Spd	Elapsed	Lap	D	Time	Sector 1	Sector 2	Sector 3	T. Spd	Elapsed
1		14:52:00.747 P	14:50:08.617	41.865	1:10.265		14:52:00.747	1		14:51:35.658 P	14:49:59.291	40.848	55.519		14:51:35.658
2		3:29.815 P	2:16.545	38.159	35.111		14:55:30.562	2		3:26.723	2:17.356	40.402	28.965		14:55:02.381
3		2:20.649	1:13.496	38.095	29.058		14:57:51.211	3		1:51.803	40.968	41.163	29.672	205.7	14:56:54.184
4		1:46.015	38.897	38.037	29.081	203.3	14:59:37.226	4		1:44.948	38.475	37.600	28.873	205.3	14:58:39.132
5		1:47.822	39.074	39.569	29.179	203.0	15:01:25.048	5		1:53.430	38.303	38.396	36.731	204.9	15:00:32.562
6		1:45.892	38.922	37.756	29.214	201.1	15:03:10.940	6		1:44.899	38.385	37.498	29.016	205.7	15:02:17.461
7		1:46.460	39.196	37.911	29.353	201.1	15:04:57.400	7		1:45.363	38.665	37.643	29.055	203.7	15:04:02.824
8		1:50.800 P	39.081	38.031	33.688	200.7	15:06:48.200	8		1:57.183 P	41.188	40.663	35.332	201.1	15:06:00.007
9		6:06.875	4:53.946	42.300	30.629		15:12:55.075	9		9:29.109	8:13.659	40.454	34.996		15:15:29.116
10		1:46.013	38.895	38.317	28.801	202.2	15:14:41.088	10		1:50.413	39.058	40.316	31.039	204.1	15:17:19.529
11		1:45.461	38.463	37.885	29.113	203.7	15:16:26.549	11		1:53.952	38.599	37.862	37.491	203.7	15:19:13.481
12		1:45.648	38.705	37.776	29.167	203.7	15:18:12.197	12		1:44.875	38.541	37.400	28.934	204.5	15:20:58.356
13		1:45.625	38.783	37.748	29.094	205.7	15:19:57.822	13		2:06.225	42.199	47.774	36.252	205.7	15:23:04.581
14		1:54.049	42.267	42.849	28.933	206.1	15:21:51.871	14		1:47.750	38.458	37.611	31.681	204.9	15:24:52.331
15		1:46.438	38.684	38.627	29.127	204.9	15:23:38.309	15		1:59.035 P	38.493	38.943	41.599	204.5	15:26:51.366
16		2:12.522	50.143	47.540	34.839	203.3	15:25:50.831								
17		1:45.233	38.692	37.610	28.931	205.3	15:27:36.064	<b>26</b>							
18		1:45.597	38.634	37.727	29.236	205.7	15:29:21.661								
19		1:51.317 P	38.877	37.870	34.570	204.1	15:31:12.978								

**24**

Laszlo Toth

Tatuus F.4 T014 Abarth

**26**

Joshua Dürksen

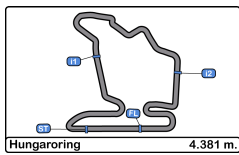
Tatuus F.4 T014 Abarth

R-ace GP

BWT Mucke Motorsport

Lap	D	Time	Sector 1	Sector 2	Sector 3	T. Spd	Elapsed	Lap	D	Time	Sector 1	Sector 2	Sector 3	T. Spd	Elapsed
1		14:52:01.809 P	14:50:26.015	43.973	51.821		14:52:01.809	1		14:51:37.135 P	14:50:00.725	40.332	56.078		14:51:37.135
2		3:33.061 P	2:18.097	40.219	34.745		14:55:34.870	2		4:20.273	3:07.680	42.222	30.371		14:55:57.408
3		2:31.585	1:22.349	39.746	29.490		14:58:06.455	3		1:52.143	40.693	41.078	30.372	204.9	14:57:49.551
4		1:47.548	39.398	38.850	29.300	201.4	14:59:54.003	4		1:45.111	38.302	37.905	28.904	206.5	14:59:34.662
5		1:47.032	39.083	38.774	29.175	203.3	15:01:41.035	5		2:02.938	42.785	44.720	35.433	188.4	15:01:37.600
6		1:46.855	39.101	38.436	29.318	201.4	15:03:27.890	6		1:53.431	38.581	41.303	33.547	204.5	15:03:31.031
7		1:46.798	39.125	38.459	29.214	201.8	15:05:14.688	7		1:45.902	38.735	38.011	29.156	203.3	15:05:16.933
8		1:50.217 P	39.335	38.425	32.457	200.3	15:07:04.905	8		1:50.435 P	38.668	37.971	33.796	203.0	15:07:07.368
9		4:44.594	3:32.446	41.971	30.177		15:11:49.499	9		7:39.999	6:24.562	44.209	31.228		15:14:47.367
10		1:48.044	39.604	39.213	29.227	201.4	15:13:37.543	10		1:51.251	38.628	39.504	33.119	203.3	15:16:38.618
11		1:46.790	39.205	38.465	29.120	200.7	15:15:24.333	11		1:45.703	38.564	38.058	29.081	203.7	15:18:24.321
12		1:46.524	39.020	38.471	29.033	201.4	15:17:10.857	12		1:58.789	38.468	40.156	40.165	206.1	15:20:23.110
13		1:47.815	39.075	38.648	30.092	202.2	15:18:58.672	13		1:44.893	38.437	37.496	28.960	205.7	15:22:08.003
14		1:46.690	39.039	38.374	29.277	203.7	15:20:45.362	14		2:03.335	45.159	45.809	32.367	180.0	15:24:11.338
15		1:55.584	40.245	43.389	31.950	203.3	15:22:40.946	15		1:53.746 P	38.497	38.663	36.586	204.5	15:26:05.084
16		1:46.472	38.924	38.358	29.190	204.1	15:24:27.418								
17		1:46.743	39.094	38.303	29.346	202.6	15:26:14.161								
18		1:55.969	41.740	43.180	31.049	202.2	15:28:10.130								
19		1:46.772	38.989	38.403	29.380	204.1	15:29:56.902								
20		1:57.364 P	39.051	38.926	39.387	203.0	15:31:54.266								





**Hungaroring**  
**F4 Italian Championship**  
**Free Practice - 2**  
**Lap Analysis**



**28**

Sebastian Freymuth

Tatuus F.4 T014 Abarth

**31**

Pietro Delli Guanti

Tatuus F.4 T014 Abarth

R

AS Motorsport

R

BVM Racing

Lap	D	Time	Sector 1	Sector 2	Sector 3	T. Spd	Elapsed	Lap	D	Time	Sector 1	Sector 2	Sector 3	T. Spd	Elapsed
1		14:51:36.825	14:50:27.406	39.932	29.487		14:51:36.825	1		14:51:21.452	14:50:09.939	40.618	30.895		14:51:21.452
2		1:48.427	39.950	38.853	29.624	200.3	14:53:25.252	2		1:46.869	39.297	38.324	29.248	201.1	14:53:08.321
3		1:47.876	39.342	39.026	29.508	201.1	14:55:13.128	3		1:46.610	38.948	38.399	29.263	202.6	14:54:54.931
4		1:47.517	39.103	38.771	29.643	201.8	14:57:00.645	4		1:46.016	38.783	38.186	29.047	203.7	14:56:40.947
5		1:47.536	39.160	38.702	29.674	203.0	14:58:48.181	5		1:46.410	38.762	38.180	29.468	203.7	14:58:27.357
6		1:48.005	39.317	39.112	29.576	202.2	15:00:36.186	6		1:50.272 P	39.293	38.428	32.551	202.2	15:00:17.629
7		2:01.231 P	45.299	42.186	33.746	201.4	15:02:37.417	7		4:09.922	3:02.395	38.577	28.950		15:04:27.551
8		4:47.052	3:28.531	44.809	33.712		15:07:24.469	8		1:48.697	41.726	37.950	29.021	176.7	15:06:16.248
9		1:51.511	39.236	38.819	33.456	201.8	15:09:15.980	9		1:45.605	38.953	37.733	28.919	201.4	15:08:01.853
10		2:04.089 P	39.218	46.370	38.501	200.7	15:11:20.069	10		1:45.275	38.813	37.580	28.882	202.6	15:09:47.128
11		4:31.887	3:22.769	39.200	29.918		15:15:51.956	11		1:45.401	38.799	37.669	28.933	203.3	15:11:32.529
12		1:51.841 P	39.398	38.587	33.856	202.6	15:17:43.797	12		1:45.573	38.885	37.696	28.992	202.6	15:13:18.102
13		2:06.758	58.836	38.366	29.556		15:19:50.555	13		2:00.400	46.808	44.539	29.053	159.7	15:15:18.502
14		1:47.261	39.362	38.377	29.522	203.3	15:21:37.816	14		1:46.381	38.637	38.162	29.582	203.7	15:17:04.883
15		1:48.840	39.037	39.024	30.779	203.3	15:23:26.656	15		1:46.011	38.836	37.959	29.216	203.0	15:18:50.894
16		2:09.888 P	54.988	41.312	33.588	201.8	15:25:36.544	16		1:46.320	38.760	37.718	29.842	203.0	15:20:37.214
17		3:09.044	2:00.788	38.944	29.312		15:28:45.588	17		1:52.450 P	40.581	38.666	33.203	169.5	15:22:29.664
18		1:47.384	39.141	38.311	29.932	201.4	15:30:32.972	18		3:25.218	2:15.426	40.579	29.213		15:25:54.882
19		1:51.919 P	39.538	38.650	33.731	199.6	15:32:24.891	19		1:46.863	38.624	38.388	29.851	205.3	15:27:41.745
20		1:46.912						20		1:46.912	38.724	37.974	30.214	206.5	15:29:28.657
21		1:56.824 P						21		1:56.824 P	40.959	39.710	36.155	204.5	15:31:25.481

**29**

Emilio Cipriani

Tatuus F.4 T014 Abarth

**33**

Jesse Salmenautio

Tatuus F.4 T014 Abarth

R

Cram Motorsport

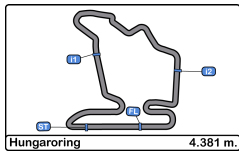
R

DRZ Benelli ASD

Lap	D	Time	Sector 1	Sector 2	Sector 3	T. Spd	Elapsed	Lap	D	Time	Sector 1	Sector 2	Sector 3	T. Spd	Elapsed
1		14:52:00.289	14:50:49.812	41.087	29.390		14:52:00.289	1		14:51:53.125 P	14:50:07.550	40.940	1:04.635		14:51:53.125
2		2:01.002	46.542	42.676	31.784	200.7	14:54:01.291	2		4:34.406	3:26.026	38.906	29.474		14:56:27.531
3		2:00.357 P	41.445	40.714	38.198	201.8	14:56:01.648	3		1:45.410	38.702	37.956	28.752	205.7	14:58:12.941
4		2:29.698	1:21.778	38.888	29.032		14:58:31.346	4		1:46.867	39.209	38.698	28.960	206.1	14:59:59.808
5		1:46.000	38.931	38.043	29.026	204.1	15:00:17.346	5		1:46.757	38.762	38.015	29.980	206.5	15:01:46.565
6		1:46.804	39.006	38.075	29.723	203.3	15:02:04.150	6		1:56.642	39.825	41.415	35.402	198.8	15:03:43.207
7		1:54.424	39.183	38.108	37.133	202.2	15:03:58.574	7		1:46.481	39.132	38.299	29.050	204.1	15:05:29.688
8		2:02.483	47.847	45.082	29.554	171.1	15:06:01.057	8		1:46.126	38.805	38.179	29.142	203.0	15:07:15.814
9		1:49.127	38.879	38.458	31.790	201.4	15:07:50.184	9		2:03.095 P	39.283	41.121	42.691	203.7	15:09:18.909
10		1:49.079	41.537	38.262	29.280	200.3	15:09:39.263	10		5:57.977	4:45.673	41.018	31.286		15:15:16.886
11		1:46.072	38.970	37.966	29.136	206.1	15:18:33.347	11		1:45.811	38.577	37.972	29.262	204.5	15:17:02.697
12		1:45.758	38.786	37.880	29.092	203.3	15:20:19.105	12		1:46.018	38.680	38.034	29.304	205.7	15:18:48.715
13		1:54.400	38.737	37.753	37.910	204.5	15:22:13.505	13		1:45.028	38.515	37.720	28.793	205.3	15:20:33.743
14		2:11.852	51.388	47.980	32.484	123.8	15:24:25.357	14		1:49.808	39.865	40.717	29.226	206.8	15:22:23.551
15		1:46.303	38.730	38.085	29.488	205.3	15:26:11.660	15		1:45.190	38.444	37.926	28.820	207.2	15:24:08.741
16		1:57.386	48.816	39.076	29.494	204.1	15:28:09.046	16		1:47.510	38.852	39.562	29.096	206.5	15:25:56.251
17		1:46.459	38.807	38.314	29.338	203.7	15:29:55.505	17		2:03.070 P	40.657	43.700	38.713	207.6	15:27:59.321
20		1:55.242 P	39.441	38.189	37.612	206.5	15:31:50.747								







**Hungaroring**  
**F4 Italian Championship**  
**Free Practice - 2**  
**Lap Analysis**



**36**

Lorenzo Ferrari

Tatuus F.4 T014 Abarth

**57**

Mikhael Belov

Tatuus F.4 T014 Abarth

R

Antonelli Motorsport

Bhaitech Srl

Lap	D	Time	Sector 1	Sector 2	Sector 3	T. Spd	Elapsed	Lap	D	Time	Sector 1	Sector 2	Sector 3	T. Spd	Elapsed
1		14:51:25.697	14:50:15.296	39.973	30.428		14:51:25.697	1		14:51:38.602 P	14:50:01.312	40.503	56.787		14:51:38.602
2		1:51.360	43.393	38.396	29.571	203.7	14:53:17.057	2		4:39.645 P	3:16.268	40.572	42.805		14:56:18.247
3		1:45.956	38.958	37.912	29.086	204.5	14:55:03.013	3		2:47.528	1:28.996	48.257	30.275		14:59:05.775
4		1:46.039	38.640	38.276	29.123	206.8	14:56:49.052	4		1:45.048	38.695	37.531	28.822	203.0	15:00:50.823
5		1:46.249	38.970	38.146	29.133	205.7	14:58:35.301	5		1:45.094	38.463	37.686	28.945	204.5	15:02:35.917
6		1:46.388	38.851	38.400	29.137	205.3	15:00:21.689	6		1:45.151	38.694	37.533	28.924	203.7	15:04:21.068
7		1:46.860	39.203	38.357	29.300	205.3	15:02:08.549	7		1:45.450	38.600	37.704	29.146	203.7	15:06:06.518
8		1:52.482 P	39.780	38.719	33.983	205.3	15:04:01.031	8		1:45.499	38.655	37.762	29.082	202.2	15:07:52.017
9		6:46.676	5:35.476	41.588	29.612		15:10:47.707	9		1:45.125	38.580	37.499	29.046	203.3	15:09:37.142
10		1:45.562	38.665	38.009	28.888	205.7	15:12:33.269	10		1:45.678	38.599	37.716	29.363	204.1	15:11:22.820
11		1:45.480	38.620	37.881	28.979	205.3	15:14:18.749	11		1:50.734 P	38.631	37.674	34.429	204.1	15:13:13.554
12		1:45.964	38.539	38.158	29.267	205.3	15:16:04.713	12		4:59.336	3:43.731	43.071	32.534		15:18:12.890
13		2:06.805	47.240	44.767	34.798	204.5	15:18:11.518	13		1:53.275	42.626	41.106	29.543	199.2	15:20:06.165
14		2:00.696	46.770	43.591	30.335	187.1	15:20:12.214	14		1:44.700	38.528	37.386	28.786	206.1	15:21:50.865
15		1:45.708	38.477	38.064	29.167	207.6	15:21:57.922	15		1:44.778	38.521	37.393	28.864	205.7	15:23:35.643
16		1:45.830	38.635	38.049	29.146	205.7	15:23:43.752	16		2:16.196	55.961	49.589	30.646	163.1	15:25:51.839
17		1:51.952	38.840	38.582	34.530	205.3	15:25:35.704	17		1:49.401	40.475	38.388	30.538	204.1	15:27:41.240
18		1:57.957	44.184	44.188	29.585	206.5	15:27:33.661	18		1:44.751	38.252	37.586	28.913	206.1	15:29:25.991
19		1:46.085	38.644	38.181	29.260	208.0	15:29:19.746	19		1:58.285 P	40.855	40.216	37.214	206.1	15:31:24.276
20		1:55.698 P	41.842	38.433	35.423	201.8	15:31:15.444								

**55**

Roe Meyuhas

Tatuus F.4 T014 Abarth

**62**

Dennis Hauger

Tatuus F.4 T014 Abarth

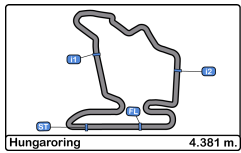
R

Cram Motorsport

Van Amersfoort Racing

Lap	D	Time	Sector 1	Sector 2	Sector 3	T. Spd	Elapsed	Lap	D	Time	Sector 1	Sector 2	Sector 3	T. Spd	Elapsed
1		14:52:08.657 P	14:50:37.031	41.126	50.500		14:52:08.657	1		14:51:25.302 P	14:49:53.047	40.458	51.797		14:51:25.302
2		2:53.000 P	1:31.175	44.232	37.593		14:55:01.657	2		3:04.479	1:56.287	39.030	29.162		14:54:29.781
3		2:33.119	1:20.660	42.783	29.676		14:57:34.776	3		1:44.877	38.508	37.638	28.731	206.8	14:56:14.658
4		1:45.725	38.839	38.082	28.804	205.7	14:59:20.501	4		1:44.268	38.237	37.312	28.719	206.1	14:57:58.926
5		1:45.089	38.496	37.563	29.030	206.1	15:01:05.590	5		1:54.263	38.341	45.510	30.412	206.1	14:59:53.189
6		1:45.305	38.615	37.686	29.004	204.9	15:02:50.895	6		1:45.028	38.352	37.774	28.902	204.5	15:01:38.217
7		1:56.842	43.014	43.041	30.787	204.9	15:04:47.737	7		1:48.082	38.343	37.490	32.249	206.8	15:03:26.299
8		1:45.232	38.545	37.747	28.940	204.5	15:06:32.969	8		1:44.388	38.261	37.294	28.833	205.7	15:05:10.687
9		1:50.534 P	38.857	37.769	33.908	203.3	15:08:23.503	9		1:50.127 P	38.543	37.780	33.804	203.7	15:07:00.814
10		8:06.003	6:51.758	43.239	31.006		15:16:29.506	10		8:57.390	7:31.581	47.457	38.352		15:15:58.204
11		1:57.114	42.463	45.323	29.328	201.1	15:18:26.620	11		2:12.712	52.529	45.354	34.829	166.9	15:18:10.916
12		1:50.060	38.411	38.052	33.597	205.7	15:20:16.680	12		2:00.564	46.772	43.464	30.328	193.2	15:20:11.480
13		1:45.081	38.469	37.583	29.029	206.1	15:22:01.761	13		1:44.111	38.270	37.199	28.642	206.8	15:21:55.591
14		1:45.203	38.543	37.699	28.961	206.1	15:23:46.964	14		1:44.005	38.085	37.305	28.615	207.2	15:23:39.596
15		1:57.033	43.642	42.246	31.145	205.3	15:25:43.997	15		2:10.666	48.485	47.576	34.605	206.8	15:25:50.262
16		1:47.761	38.540	39.668	29.553	205.3	15:27:31.758	16		1:44.377	38.279	37.331	28.767	205.7	15:27:34.639
17		2:01.032 P	38.504	38.121	44.407	206.8	15:29:32.790	17		1:59.407 P	38.135	37.974	43.298	208.0	15:29:34.046





**Hungaroring**  
**F4 Italian Championship**  
**Free Practice - 2**  
**Lap Analysis**



**77**

Andrea Rosso

Tatuus F.4 T014 Abarth

**84**

Francesco Simonazzi

Tatuus F.4 T014 Abarth

R

Antonelli Motorsport

R

Cram Motorsport

Lap D	Time	Sector 1	Sector 2	Sector 3	T. Spd	Elapsed	Lap D	Time	Sector 1	Sector 2	Sector 3	T. Spd	Elapsed
1	14:51:24.558	14:50:13.893	39.704	30.961		14:51:24.558	1	14:52:03.890	P 14:50:34.161	39.036	50.693		14:52:03.890
2	1:46.640	39.185	38.471	28.984	202.6	14:53:11.198	2	4:42.595	3:34.831	38.361	29.403		14:56:46.485
3	1:46.034	38.926	38.063	29.045	203.0	14:54:57.232	3	1:46.045	38.740	38.017	29.288	204.5	14:58:32.530
4	1:45.576	38.684	37.978	28.914	205.3	14:56:42.808	4	1:46.349	38.805	38.104	29.440	205.7	15:00:18.879
5	1:46.373	38.715	38.348	29.310	205.7	14:58:29.181	5	1:46.475	38.862	38.380	29.233	204.9	15:02:05.354
6	1:46.214	38.675	38.417	29.122	204.9	15:00:15.395	6	1:50.046	P 38.966	37.960	33.120	203.7	15:03:55.400
7	1:50.372	P 38.865	38.128	33.379	203.7	15:02:05.767	7	5:04.418	3:46.560	46.808	31.050		15:08:59.818
8	6:49.706	5:40.513	39.908	29.285		15:08:55.473	8	1:45.899	38.746	38.237	28.916	202.6	15:10:45.717
9	1:47.441	39.588	38.836	29.017	200.0	15:10:42.914	9	1:45.192	38.560	37.699	28.933	204.9	15:12:30.909
10	1:45.187	38.742	37.606	28.839	204.5	15:12:28.101	10	1:45.316	38.579	37.718	29.019	204.1	15:14:16.225
11	1:45.285	38.599	37.614	29.072	203.7	15:14:13.386	11	1:51.561	38.774	39.729	33.058	203.7	15:16:07.786
12	1:50.392	P 38.828	38.542	33.022	204.1	15:16:03.778	12	1:51.438	P 39.603	38.915	32.920	203.7	15:17:59.224
13	4:59.692	3:52.703	38.264	28.725		15:21:03.470	13	4:30.158	3:19.621	41.430	29.107		15:22:29.382
14	1:45.339	38.592	37.872	28.875	205.3	15:22:48.809	14	1:45.750	38.683	38.015	29.052	204.5	15:24:15.132
15	1:45.593	38.464	38.255	28.874	205.7	15:24:34.402	15	1:55.113	38.713	37.949	38.451	204.1	15:26:10.245
16	1:45.445	38.576	37.816	29.053	204.5	15:26:19.847	16	2:03.729	50.780	41.887	31.062	203.3	15:28:13.974
17	1:46.439	38.721	38.491	29.227	204.5	15:28:06.286	17	1:45.827	38.642	37.761	29.424	205.3	15:29:59.801
18	1:45.538	38.508	37.946	29.084	206.1	15:29:51.824	18		39.253	42.453		204.5	
19	1:55.802	P 38.720	37.897	39.185	204.1	15:31:47.626							

**81**

Fabio Venditti

Tatuus F.4 T014 Abarth

**88**

Amna Al Qubaisi

Tatuus F.4 T014 Abarth

Corbetta Racing

Abu Dhabi Racing

Lap D	Time	Sector 1	Sector 2	Sector 3	T. Spd	Elapsed	Lap D	Time	Sector 1	Sector 2	Sector 3	T. Spd	Elapsed
1	14:51:30.274	14:50:19.359	40.525	30.390		14:51:30.274	1	14:51:26.815	P 14:49:54.233	41.047	51.535		14:51:26.815
2	1:51.170	40.132	40.498	30.540	197.4	14:53:21.444	2	3:11.378	2:01.412	40.526	29.440		14:54:38.193
3	1:48.402	39.934	39.130	29.338	198.5	14:55:09.846	3	1:54.254	45.716	39.414	29.124	204.5	14:56:32.447
4	1:48.050	39.398	39.339	29.313	200.7	14:56:57.896	4	1:46.269	38.716	38.153	29.400	204.5	14:58:18.716
5	1:48.489	39.702	39.369	29.418	200.3	14:58:46.385	5	1:46.035	38.841	38.228	28.966	204.1	15:00:04.751
6	1:53.226	P 39.547	38.858	34.821	199.2	15:00:39.611	6	1:47.678	38.755	38.715	30.208	204.5	15:01:52.429
7	4:27.756	3:13.042	44.344	30.370		15:05:07.367	7	1:52.229	38.880	39.267	34.082	204.1	15:03:44.658
8	1:49.952	40.246	40.235	29.471	197.8	15:06:57.319	8	1:47.025	38.954	38.526	29.545	203.7	15:05:31.683
9	1:47.241	39.531	38.561	29.149	198.1	15:08:44.560	9	1:46.496	38.851	38.404	29.241	202.2	15:07:18.179
10	1:47.546	39.127	38.944	29.475	199.2	15:10:32.106	10	1:57.534	P 39.147	40.527	37.860	202.6	15:09:15.713
11	1:47.752	39.439	38.461	29.852	196.3	15:12:19.858	11	6:03.505	4:50.672	43.482	29.351		15:15:19.218
12	1:47.669	39.362	38.550	29.757	199.2	15:14:07.527	12	1:46.851	38.469	38.621	29.761	206.8	15:17:06.069
13	1:48.006	39.506	38.966	29.534	199.6	15:15:55.533	13	1:45.874	38.743	38.256	28.875	204.5	15:18:51.943
14	1:58.936	40.863	46.282	31.791	200.3	15:17:54.469	14	1:45.753	38.615	38.039	29.099	205.7	15:20:37.696
15	1:47.908	39.457	38.896	29.555	200.3	15:19:42.377	15	1:49.685	38.567	41.698	29.420	206.5	15:22:27.381
16	1:47.767	39.438	38.797	29.532	201.4	15:21:30.144	16	2:01.917	38.858	45.139	37.920	204.1	15:24:29.298
17	1:51.700	P 39.687	38.870	33.143	201.4	15:23:21.844	17	1:46.772	38.802	38.415	29.555	206.1	15:26:16.070
18	4:45.164	3:36.073	38.922	30.169		15:28:07.008	18	1:46.067	38.670	38.083	29.314	205.7	15:28:02.137
19	1:48.080	39.155	39.086	29.839	202.2	15:29:55.088	19	1:52.501	P 38.672	38.222	35.607	206.8	15:29:54.638
20	2:01.601	P 40.318	39.125	42.158	199.6	15:31:56.689							





**Hungaroring**  
**F4 Italian Championship**  
**Free Practice - 2**  
**Lap Analysis**



**94**

Daniel Vebster

Tatuus F.4 T014 Abarth

**99**

Erwin Zanotti

Tatuus F.4 T014 Abarth

R

Cram Motorsport

R

BWT Mucke Motorsport

Lap	D	Time	Sector 1	Sector 2	Sector 3	T. Spd	Elapsed	Lap	D	Time	Sector 1	Sector 2	Sector 3	T. Spd	Elapsed
1		14:51:49.356	14:50:39.907	39.227	30.222		14:51:49.356	1		14:52:44.254	14:51:25.358	45.808	33.088		14:52:44.254
2		1:46.536	39.118	38.155	29.263	202.2	14:53:35.892	2		1:50.151	40.153	40.136	29.862	201.1	14:54:34.405
3		1:46.031	38.936	37.938	29.157	204.1	14:55:21.923	3		1:47.417	38.967	38.980	29.470	204.5	14:56:21.822
4		1:45.914	38.778	38.068	<b>29.068</b>	204.9	14:57:07.837	4		1:47.597	38.975	39.291	29.331	204.1	14:58:09.419
5		1:50.453	42.722	38.596	29.135	204.9	14:58:58.290	5		1:46.468	38.878	38.371	29.219	204.9	14:59:55.887
6		1:46.351	38.686	38.301	29.364	206.5	15:00:44.641	6		<b>1:46.223</b>	<b>38.772</b>	<b>38.279</b>	<b>29.172</b>	204.5	15:01:42.110
7		1:46.260	38.680	38.153	29.427	206.1	15:02:30.901	7		1:46.562	38.945	38.382	29.235	204.9	15:03:28.672
8		1:55.920	40.831	45.425	29.664	204.9	15:04:26.821	8		1:53.738	39.557	41.418	32.763	205.7	15:05:22.410
9		1:47.258	39.028	38.936	29.294	204.9	15:06:14.079	9		2:00.779 P	39.730	40.429	40.620	200.0	15:07:23.189
10		1:53.413 P	39.037	38.562	35.814	203.0	15:08:07.492	10		7:48.202	6:31.388	44.836	31.978		15:15:11.391
11		9:59.445	8:48.851	40.379	30.215		15:18:06.937	11		1:49.802	39.358	39.717	30.727	203.0	15:17:01.193
12		1:45.869	38.821	<b>37.883</b>	29.165	205.3	15:19:52.806	12		1:54.038	39.225		2:24.765	202.6	15:18:55.231
13		2:02.754	38.808	39.700	44.246	206.1	15:21:55.560	13		2:04.671	46.097	46.848	31.726	180.0	15:20:59.902
14		1:46.661	39.305	38.028	29.328	196.0	15:23:42.221	14		1:48.050	39.603	39.144	29.303	204.5	15:22:47.952
15		2:09.884	46.644	47.568	35.672	204.9	15:25:52.105	15		1:48.490	38.843	39.867	29.780	206.1	15:24:36.442
16		<b>1:45.791</b>	38.700	37.928	29.163	209.3	15:27:37.896	16		1:47.996	39.751	38.948	29.297	201.4	15:26:24.438
17		1:46.456	<b>38.566</b>	38.226	29.664	207.6	15:29:24.352	17		2:04.608 P	38.970		2:33.905	204.9	15:28:29.046
18		1:57.817 P	41.413	39.595	36.809	203.3	15:31:22.169								

**97**

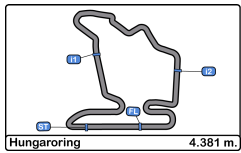
Roman Stanek

Tatuus F.4 T014 Abarth

R

US Racing

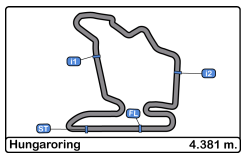
Lap	D	Time	Sector 1	Sector 2	Sector 3	T. Spd	Elapsed
1		14:51:33.378	14:50:24.953	39.190	29.235		14:51:33.378
2		1:56.907	38.965	46.929	31.013	202.2	14:53:30.285
3		<b>1:44.825</b>	38.596	<b>37.570</b>	<b>28.659</b>	203.0	14:55:15.110
4		1:55.714	41.724	45.009	28.981	205.3	14:57:10.824
5		1:46.495	<b>38.447</b>	39.130	28.918	204.5	14:58:57.319
6		1:50.260 P	38.562	37.864	33.834	204.5	15:00:47.579
7		17:01.380	15:49.624	41.505	30.251		15:17:48.959
8		1:48.960	40.540	38.391	30.029	199.6	15:19:37.919
9		1:45.167	38.660	37.718	28.789	206.1	15:21:23.086
10		1:44.857	38.521	37.677	28.659	204.9	15:23:07.943
11		1:49.311	38.665	40.013	30.633	204.1	15:24:57.254
12		1:45.240	38.491	37.622	29.127	203.7	15:26:42.494
13		1:49.571	38.665	40.418	30.488	203.3	15:28:32.065
14		1:53.551 P	38.582	38.393	36.576	204.5	15:30:25.616



**Hungaroring**  
**F4 Italian Championship**  
**Free Practice - 2**  
**Best Sectors Results**



Sector - 1				Sector - 2				Sector - 3				Ideal Lap vs Best Lap			
Clas	Nº	Driver	Time	Nº	Driver	Time	Nº	Driver	Time	Clas	Nº	Driver	Ideal Lap	Best Lap	Clas
1	62	Dennis Hauger	38.085	17	Jonny Edgar	37.097	5	Gianluca Petecof	28.563	1	62	Dennis Hauger	1:43.899	1:44.005	1
2	10	Oliver Rasmussen	38.120	62	Dennis Hauger	37.199	62	Dennis Hauger	28.615	2	5	Gianluca Petecof	1:43.928	1:44.116	2
3	5	Gianluca Petecof	38.132	5	Gianluca Petecof	37.233	6	Ido Cohen	28.648	3	17	Jonny Edgar	1:43.996	1:44.415	5
4	7	Paul Aron	38.142	7	Paul Aron	37.251	97	Roman Stanek	28.659	4	7	Paul Aron	1:44.066	1:44.228	3
5	4	Niklas Krütten	38.225	22	Umberto Laganella	37.338	17	Jonny Edgar	28.662	5	6	Ido Cohen	1:44.270	1:44.296	4
6	17	Jonny Edgar	38.237	6	Ido Cohen	37.357	7	Paul Aron	28.673	6	10	Oliver Rasmussen	1:44.289	1:44.471	6
7	57	Mikhael Belov	38.252	57	Mikhael Belov	37.386	10	Oliver Rasmussen	28.696	7	16	Giorgio Carrara	1:44.412	1:44.511	7
8	6	Ido Cohen	38.265	25	William Alatalo	37.400	11	Alessandro Famularo	28.697	8	57	Mikhael Belov	1:44.424	1:44.700	9
9	16	Giorgio Carrara	38.269	16	Giorgio Carrara	37.414	77	Andrea Rosso	28.725	9	25	William Alatalo	1:44.576	1:44.875	14
10	26	Joshua Dürksen	38.302	11	Alessandro Famularo	37.439	16	Giorgio Carrara	28.729	10	4	Niklas Krütten	1:44.616	1:44.775	10
11	25	William Alatalo	38.303	4	Niklas Krütten	37.464	20	Ivan Berets	28.737	11	11	Alessandro Famularo	1:44.618	1:44.618	8
12	20	Ivan Berets	38.327	10	Oliver Rasmussen	37.473	33	Jesse Salmenautio	28.752	12	20	Ivan Berets	1:44.632	1:44.807	11
13	22	Umberto Laganella	38.338	26	Joshua Dürksen	37.496	57	Mikhael Belov	28.786	13	22	Umberto Laganella	1:44.636	1:44.811	12
14	55	Roe Meyuhas	38.411	55	Roe Meyuhas	37.563	23	Gregoire Saucy	28.801	14	97	Roman Stanek	1:44.676	1:44.825	13
15	33	Jesse Salmenautio	38.444	20	Ivan Berets	37.568	55	Roe Meyuhas	28.804	15	26	Joshua Dürksen	1:44.702	1:44.893	15
16	97	Roman Stanek	38.447	97	Roman Stanek	37.570	25	William Alatalo	28.873	16	55	Roe Meyuhas	1:44.778	1:45.081	17
17	23	Gregoire Saucy	38.463	31	Pietro Delli Guanti	37.580	88	Amna Al Qubaisi	28.875	17	77	Andrea Rosso	1:44.795	1:45.187	18
18	77	Andrea Rosso	38.464	77	Andrea Rosso	37.606	8	Roy Lucas Allecco	28.880	18	23	Gregoire Saucy	1:44.874	1:45.233	20
19	88	Amna Al Qubaisi	38.469	23	Gregoire Saucy	37.610	31	Pietro Delli Guanti	28.882	19	33	Jesse Salmenautio	1:44.916	1:45.028	16
20	36	Lorenzo Ferrari	38.477	84	Francesco Simonazzi	37.699	36	Lorenzo Ferrari	28.888	20	31	Pietro Delli Guanti	1:45.086	1:45.275	21
21	11	Alessandro Famularo	38.482	18	Emidio Pesce	37.711	26	Joshua Dürksen	28.904	21	84	Francesco Simonazzi	1:45.175	1:45.192	19
22	84	Francesco Simonazzi	38.560	33	Jesse Salmenautio	37.720	84	Francesco Simonazzi	28.916	22	36	Lorenzo Ferrari	1:45.246	1:45.480	22
23	8	Roy Lucas Allecco	38.561	29	Emilio Cipriani	37.753	4	Niklas Krütten	28.927	23	8	Roy Lucas Allecco	1:45.275	1:45.538	23
24	94	Daniel Vebster	38.566	8	Roy Lucas Allecco	37.834	2	Nico Göhler	28.938	24	88	Amna Al Qubaisi	1:45.383	1:45.753	26
25	2	Nico Göhler	38.587	36	Lorenzo Ferrari	37.881	21	Axel Gnos	28.958	25	18	Emidio Pesce	1:45.470	1:45.583	24
26	31	Pietro Delli Guanti	38.624	94	Daniel Vebster	37.883	22	Umberto Laganella	28.960	26	29	Emilio Cipriani	1:45.509	1:45.758	27
27	18	Emidio Pesce	38.666	14	Nicola Marinangeli	37.935	14	Nicola Marinangeli	29.006	27	94	Daniel Vebster	1:45.517	1:45.791	28
28	14	Nicola Marinangeli	38.681	12	Filipe Ugran	37.996	29	Emilio Cipriani	29.026	28	2	Nico Göhler	1:45.566	1:45.815	29
29	29	Emilio Cipriani	38.730	21	Axel Gnos	37.997	24	Laszlo Toth	29.033	29	14	Nicola Marinangeli	1:45.622	1:45.690	25
30	21	Axel Gnos	38.744	88	Amna Al Qubaisi	38.039	94	Daniel Vebster	29.068	30	21	Axel Gnos	1:45.699	1:46.101	31
31	12	Filipe Ugran	38.759	2	Nico Göhler	38.041	18	Emidio Pesce	29.093	31	12	Filipe Ugran	1:45.868	1:45.989	30
32	99	Erwin Zanotti	38.772	99	Erwin Zanotti	38.279	12	Filipe Ugran	29.113	32	99	Erwin Zanotti	1:46.223	1:46.223	32
33	24	Laszlo Toth	38.924	24	Laszlo Toth	38.303	81	Fabio Venditti	29.149	33	24	Laszlo Toth	1:46.260	1:46.472	33
34	28	Sebastian Freymuth	39.037	28	Sebastian Freymuth	38.311	99	Erwin Zanotti	29.172	34	28	Sebastian Freymuth	1:46.660	1:47.261	35
35	81	Fabio Venditti	39.127	81	Fabio Venditti	38.461	28	Sebastian Freymuth	29.312	35	81	Fabio Venditti	1:46.737	1:47.241	34



# Hungaroring

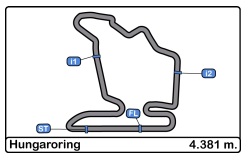
## F4 Italian Championship

### Free Practice - 2

#### Best 5 Lap Times



Cls	N°	Driver	Nat	Competitor	Nat			Best 1		Best 2		Best 3		Best 4		Best 5	
								Time	Lap	Time	Lap	Time	Lap	Time	Lap	Time	Lap
1	62	Dennis Hauger	NOR	Van Amersfoort Racing	NDL			1:44.005	14	1:44.111	13	1:44.268	4	1:44.377	16	1:44.388	8
2	5	Gianluca Petecof	BRA	Prema Powerteam	ITA			1:44.116	12	1:44.307	5	1:44.360	14	1:44.362	7	1:44.602	4
3	7	Paul Aron	EST	Prema Powerteam	ITA	R	1	1:44.228	12	1:44.353	11	1:44.479	5	1:45.025	4	1:45.152	15
4	6	Ido Cohen	ISR	Van Amersfoort Racing	NDL			1:44.296	12	1:44.679	14	1:44.790	11	1:45.352	4	1:45.445	16
5	17	Jonny Edgar	GBR	Jenzer Motorsport	CHE	R	2	1:44.415	11	1:45.134	7	1:45.221	5	1:47.349	2	1:50.473	3
6	10	Oliver Rasmussen	DNK	Prema Powerteam	ITA			1:44.471	15	1:44.913	5	1:45.005	6	1:45.145	8	1:45.245	4
7	16	Giorgio Carrara	ARG	Jenzer Motorsport	CHE			1:44.511	16	1:44.571	15	1:44.639	18	1:44.857	13	1:45.239	9
8	11	Alessandro Famularo	VEN	Prema Powerteam	ITA			1:44.618	12	1:45.369	5	1:45.625	11	1:45.758	3	1:45.827	7
9	57	Mikhael Belov	RUS	Bhaitech Srl	ITA			1:44.700	14	1:44.751	18	1:44.778	15	1:45.048	4	1:45.094	5
10	4	Niklas Krütten	DEU	Van Amersfoort Racing	NDL			1:44.775	16	1:44.904	15	1:45.155	8	1:45.358	4	1:45.586	14
11	20	Ivan Berets	RUS	DRZ Benelli ASD	ITA			1:44.807	15	1:44.849	10	1:44.972	11	1:45.276	6	1:45.364	5
12	22	Umberto Laganella	ITA	Bhaitech Srl	ITA			1:44.811	18	1:44.857	13	1:44.908	14	1:45.522	6	1:45.526	16
13	97	Roman Stanek	CZE	US Racing	DEU	R	3	1:44.825	3	1:44.857	10	1:45.167	9	1:45.240	12	1:46.495	5
14	25	William Alatalo	FIN	BWT Mucke Motorsport	DEU			1:44.875	12	1:44.899	6	1:44.948	4	1:45.363	7	1:47.750	14
15	26	Joshua Dürksen	PRY	BWT Mucke Motorsport	DEU	R	4	1:44.893	13	1:45.111	4	1:45.703	11	1:45.902	7	1:50.435	8
16	33	Jesse Salmenautio	FIN	DRZ Benelli ASD	ITA			1:45.028	13	1:45.190	15	1:45.410	3	1:45.811	11	1:46.018	12
17	55	Roe Meyuhas	ISR	Cram Motorsport	ITA	R	5	1:45.081	13	1:45.089	5	1:45.203	14	1:45.232	8	1:45.305	6
18	77	Andrea Rosso	ITA	Antonelli Motorsport	ITA	R	6	1:45.187	10	1:45.285	11	1:45.339	14	1:45.445	16	1:45.538	18
19	84	Francesco Simonazzi	ITA	Cram Motorsport	ITA	R	7	1:45.192	9	1:45.316	10	1:45.750	14	1:45.827	17	1:45.899	8
20	23	Gregoire Saucy	CHE	R-ace GP	FRA			1:45.233	17	1:45.461	11	1:45.597	18	1:45.625	13	1:45.648	12
21	31	Pietro Delli Guanti	ITA	BVM Racing	ITA	R	8	1:45.275	10	1:45.401	11	1:45.573	12	1:45.605	9	1:46.011	15
22	36	Lorenzo Ferrari	ITA	Antonelli Motorsport	ITA	R	9	1:45.480	11	1:45.562	10	1:45.708	15	1:45.830	16	1:45.956	3
23	8	Roy Lucas Allecco	DEU	Van Amersfoort Racing	NDL			1:45.538	12	1:45.670	4	1:45.722	11	1:45.750	17	1:46.243	7
24	18	Emidio Pesce	ITA	Jenzer Motorsport	CHE	R	10	1:45.583	4	1:45.740	16	1:46.157	10	1:46.284	9	1:46.934	14
25	14	Nicola Marinangeli	ITA	Bhaitech Srl	ITA	R	11	1:45.690	18	1:46.044	14	1:46.145	17	1:46.257	16	1:46.287	12
26	88	Amna Al Qubaisi	UAE	Abu Dhabi Racing	UAE			1:45.753	14	1:45.874	13	1:46.035	5	1:46.067	18	1:46.269	4
27	29	Emilio Cipriani	VEN	Cram Motorsport	ITA			1:45.758	14	1:46.000	5	1:46.072	13	1:46.303	17	1:46.459	19
28	94	Daniel Vebster	SW	Cram Motorsport	ITA	R	12	1:45.791	16	1:45.869	12	1:45.914	4	1:46.031	3	1:46.260	7
29	2	Nico Göhler	DEU	BWT Mucke Motorsport	DEU	R	13	1:45.815	13	1:45.919	4	1:45.940	16	1:45.948	12	1:46.068	10
30	12	Filipe Ugran	ROU	BVM Racing	ITA	R	14	1:45.989	15	1:46.110	16	1:46.131	14	1:46.228	6	1:46.271	17
31	21	Axel Gnos	CHE	Jenzer Motorsport	CHE	R	15	1:46.101	18	1:46.104	13	1:46.205	14	1:46.247	16	1:46.248	12
32	99	Erwin Zanotti	ITA	BWT Mucke Motorsport	DEU	R	16	1:46.223	6	1:46.468	5	1:46.562	7	1:47.417	3	1:47.597	4
33	24	Laszlo Toth	HUN	R-ace GP	FRA			1:46.472	16	1:46.524	12	1:46.690	14	1:46.743	17	1:46.772	19
34	81	Fabio Venditti	ITA	Corbetta Racing	ITA			1:47.241	9	1:47.546	10	1:47.669	12	1:47.752	11	1:47.767	16
35	28	Sebastian Freymuth	DEU	AS Motorsport	SVN	R	17	1:47.261	14	1:47.384	18	1:47.517	4	1:47.536	5	1:47.876	3



**Hungaroring**  
**F4 Italian Championship**  
**Free Practice - 2**  
**Best 5 Top Speeds**



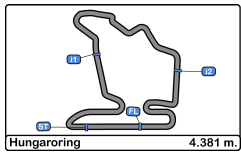
Cls	N°	Driver	Nat	Competitor	Nat			Top 1		Top 2		Top 3		Top 4		Top 5		Avg
								Km/h	Lap	Km/h	Lap	Km/h	Lap	Km/h	Lap	Km/h	Lap	
1	94	Daniel Vebster	SW	Cram Motorsport	ITA	R	1	209.3	16	207.6	17	206.5	6	206.1	7	206.1	13	207.1
2	7	Paul Aron	EST	Prema Powerteam	ITA	R	2	208.8	12	208.0	6	206.8	16	206.5	13	206.1	5	207.2
3	10	Oliver Rasmussen	DNK	Prema Powerteam	ITA			208.4	19	207.2	3	206.5	15	206.1	5	205.7	7	206.8
4	22	Umberto Laganella	ITA	Bhaitech Srl	ITA			208.0	17	207.6	13	207.2	6	206.5	16	206.5	18	207.2
5	36	Lorenzo Ferrari	ITA	Antonelli Motorsport	ITA	R	3	208.0	19	207.6	15	206.8	4	206.5	18	205.7	5	206.9
6	62	Dennis Hauger	NOR	Van Amersfoort Racing	NLD			208.0	17	207.2	14	206.8	3	206.8	7	206.8	13	207.2
7	33	Jesse Salmenautio	FIN	DRZ Benelli ASD	ITA			207.6	17	207.2	15	206.8	14	206.5	5	206.5	16	206.9
8	2	Nico Göhler	DEU	BWT Mucke Motorsport	DEU	R	4	207.2	13	206.8	14	206.1	15	205.7	4	205.7	5	206.3
9	20	Ivan Berets	RUS	DRZ Benelli ASD	ITA			207.2	15	204.9	13	204.9	16	204.1	5	203.7	17	205.0
10	5	Gianluca Petecof	BRA	Prema Powerteam	ITA			206.8	6	206.8	15	206.5	11	206.1	4	206.1	5	206.5
11	14	Nicola Marinangeli	ITA	Bhaitech Srl	ITA	R	5	206.8	15	205.7	17	204.5	16	204.1	18	203.7	4	205.0
12	55	Roe Meyuhass	ISR	Cram Motorsport	ITA	R	6	206.8	17	206.1	5	206.1	13	206.1	14	205.7	4	206.1
13	88	Amna Al Qubaisi	UAE	Abu Dhabi Racing	UAE			206.8	12	206.8	19	206.5	15	206.1	17	205.7	14	206.4
14	6	Ido Cohen	ISR	Van Amersfoort Racing	NLD			206.5	13	206.5	17	206.1	12	205.7	14	205.3	5	206.0
15	8	Roy Lucas Allecco	DEU	Van Amersfoort Racing	NLD			206.5	16	205.7	13	205.7	15	204.9	5	204.9	7	205.5
16	16	Giorgio Carrara	ARG	Jenzer Motorsport	CHE			206.5	16	206.5	19	205.7	13	205.7	15	205.7	18	206.0
17	18	Emidio Pesce	ITA	Jenzer Motorsport	CHE	R	7	206.5	9	206.1	19	205.3	16	204.9	14	204.5	7	205.4
18	26	Joshua Dürksen	PRY	BWT Mucke Motorsport	DEU	R	8	206.5	4	206.1	12	205.7	13	204.9	3	204.5	6	205.5
19	29	Emilio Cipriani	VEN	Cram Motorsport	ITA			206.5	20	206.1	13	205.3	17	204.5	15	204.1	5	205.3
20	31	Pietro Delli Guanti	ITA	BVM Racing	ITA	R	9	206.5	20	205.3	19	204.5	21	203.7	4	203.7	5	204.7
21	4	Niklas Krütten	DEU	Van Amersfoort Racing	NLD			206.1	15	205.7	4	205.7	9	205.7	14	205.7	16	205.7
22	12	Filipe Ugran	ROU	BVM Racing	ITA	R	10	206.1	20	204.1	15	204.1	19	203.7	16	203.0	5	204.2
23	17	Jonny Edgar	GBR	Jenzer Motorsport	CHE	R	11	206.1	12	206.1	15	205.7	16	204.9	13	204.5	11	205.4
24	21	Axel Gnos	CHE	Jenzer Motorsport	CHE	R	12	206.1	16	205.3	17	204.9	6	204.9	14	204.5	13	205.1
25	23	Gregoire Saucy	CHE	R-ace GP	FRA			206.1	14	205.7	13	205.7	18	205.3	17	204.9	15	205.5
26	57	Mikhael Belov	RUS	Bhaitech Srl	ITA			206.1	14	206.1	18	206.1	19	205.7	15	204.5	5	205.7
27	77	Andrea Rosso	ITA	Antonelli Motorsport	ITA	R	13	206.1	18	205.7	5	205.7	15	205.3	4	205.3	14	205.6
28	97	Roman Stanek	CZE	US Racing	DEU	R	14	206.1	9	205.3	4	204.9	10	204.5	5	204.5	6	205.0
29	99	Erwin Zanotti	ITA	BWT Mucke Motorsport	DEU	R	15	206.1	15	205.7	8	204.9	5	204.9	7	204.9	17	205.3
30	11	Alessandro Famularo	VEN	Prema Powerteam	ITA			205.7	5	205.3	12	204.5	4	204.5	7	204.5	8	204.9
31	25	William Alatalo	FIN	BWT Mucke Motorsport	DEU			205.7	3	205.7	6	205.7	13	205.3	4	204.9	5	205.4
32	84	Francesco Simonazzi	ITA	Cram Motorsport	ITA	R	16	205.7	4	205.3	17	204.9	5	204.9	9	204.5	3	205.0
33	24	Laszlo Toth	HUN	R-ace GP	FRA			204.1	16	204.1	19	203.7	14	203.3	5	203.3	15	203.7
34	28	Sebastian Freymuth	DEU	AS Motorsport	SVN	R	17	203.3	14	203.3	15	203.0	5	202.6	12	202.2	6	202.9
35	81	Fabio Venditti	ITA	Corbetta Racing	ITA			202.2	19	201.4	16	201.4	17	200.7	4	200.3	5	201.2



**Hungaroring**  
**F4 Italian Championship**  
**Free Practice - 2**  
**Fastest Laps Sequence**



Lap	Time of Day	Session Time	Nº	Driver	Nat	Competitor	Nat	Time	Km/h
2	14:52:53.632	4:53.632	8	Roy Lucas Allecco	DEU	Van Amersfoort Racing	NDL	1:47.143	147.2
2	14:53:08.321	5:08.321	31	Pietro Delli Guanti	ITA	BVM Racing	ITA R	1:46.869	147.5
2	14:53:11.198	5:11.198	77	Andrea Rosso	ITA	Antonelli Motorsport	ITA R	1:46.640	147.8
2	14:53:35.892	5:35.892	94	Daniel Vebster	SWE	Cram Motorsport	ITA R	1:46.536	148.0
3	14:54:57.232	6:57.232	77	Andrea Rosso	ITA	Antonelli Motorsport	ITA R	1:46.034	148.7
3	14:55:03.013	7:03.013	36	Lorenzo Ferrari	ITA	Antonelli Motorsport	ITA R	1:45.956	148.8
3	14:55:15.110	7:15.110	97	Roman Stanek	CZE	US Racing	DEU R	1:44.825	150.4
3	14:55:38.528	7:38.528	5	Gianluca Petecof	BRA	Prema Powerteam	ITA	1:44.770	150.5
4	14:57:23.130	9:23.130	5	Gianluca Petecof	BRA	Prema Powerteam	ITA	1:44.602	150.7
4	14:57:58.926	9:58.926	62	Dennis Hauger	NOR	Van Amersfoort Racing	NDL	1:44.268	151.2
13	15:21:55.591	33:55.591	62	Dennis Hauger	NOR	Van Amersfoort Racing	NDL	1:44.111	151.4
14	15:23:39.596	35:39.596	62	Dennis Hauger	NOR	Van Amersfoort Racing	NDL	1:44.005	151.6

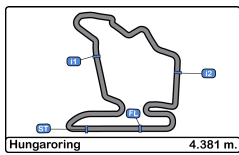


**Hungaroring**  
**F4 Italian Championship**  
**Free Practice - 2**  
**Event Best Maximum Speed**



Nº	Driver	Nat	Competitor	Nat	Km/h	Session	
4	Niklas Krütten	DEU	Van Amersfoort Racing	NDL	211.3	Free Practice - 1	
33	Jesse Salmenautio	FIN	DRZ Benelli ASD	ITA	210.1	Free Practice - 1	
8	Roy Lucas Allecco	DEU	Van Amersfoort Racing	NDL	210.1	Free Practice - 1	
10	Oliver Rasmussen	DNK	Prema Powerteam	ITA	210.1	Free Practice - 1	
12	Filipe Ugran	ROU	BVM Racing	ITA	R	209.7	Free Practice - 1
5	Gianluca Petecof	BRA	Prema Powerteam	ITA	209.7	Free Practice - 1	
55	Roe Meyuhas	ISR	Cram Motorsport	ITA	R	209.7	Free Practice - 1
7	Paul Aron	EST	Prema Powerteam	ITA	R	209.3	Free Practice - 1
62	Dennis Hauger	NOR	Van Amersfoort Racing	NDL	209.3	Free Practice - 1	
25	William Alatalo	FIN	BWT Mucke Motorsport	DEU	209.3	Free Practice - 1	
16	Giorgio Carrara	ARG	Jenzer Motorsport	CHE	209.3	Free Practice - 1	
22	Umberto Laganella	ITA	Bhaitech Srl	ITA	209.3	Free Practice - 1	
6	Ido Cohen	ISR	Van Amersfoort Racing	NDL	209.3	Free Practice - 1	
94	Daniel Vebster	SWE	Cram Motorsport	ITA	R	209.3	Free Practice - 2
11	Alessandro Famularo	VEN	Prema Powerteam	ITA	208.8	Free Practice - 1	
97	Roman Stanek	CZE	US Racing	DEU	R	208.8	Free Practice - 1
21	Axel Gnos	CHE	Jenzer Motorsport	CHE	R	208.8	Free Practice - 1
17	Jonny Edgar	GBR	Jenzer Motorsport	CHE	R	208.8	Free Practice - 1
99	Erwin Zanotti	ITA	BWT Mucke Motorsport	DEU	R	208.8	Free Practice - 1
84	Francesco Simonazzi	ITA	Cram Motorsport	ITA	R	208.8	Free Practice - 1
57	Mikhael Belov	RUS	Bhaitech Srl	ITA	208.8	Free Practice - 1	
2	Nico Göhler	DEU	BWT Mucke Motorsport	DEU	R	208.4	Free Practice - 1
20	Ivan Berets	RUS	DRZ Benelli ASD	ITA	208.4	Free Practice - 1	
29	Emilio Cipriani	VEN	Cram Motorsport	ITA	208.4	Free Practice - 1	
36	Lorenzo Ferrari	ITA	Antonelli Motorsport	ITA	R	208.4	Free Practice - 1
77	Andrea Rosso	ITA	Antonelli Motorsport	ITA	R	208.0	Free Practice - 1
31	Pietro Delli Guanti	ITA	BVM Racing	ITA	R	207.6	Free Practice - 1
88	Amna Al Qubaisi	UAE	Abu Dhabi Racing	UAE	207.6	Free Practice - 1	
23	Gregoire Saucy	CHE	R-ace GP	FRA	207.2	Free Practice - 1	
28	Sebastian Freymuth	DEU	AS Motorsport	SVN	R	207.2	Free Practice - 1
26	Joshua Dürksen	PRY	BWT Mucke Motorsport	DEU	R	207.2	Free Practice - 1
14	Nicola Marinangeli	ITA	Bhaitech Srl	ITA	R	207.2	Free Practice - 1
18	Emidio Pesce	ITA	Jenzer Motorsport	CHE	R	206.8	Free Practice - 1
24	Laszlo Toth	HUN	R-ace GP	FRA	206.5	Free Practice - 1	
81	Fabio Venditti	ITA	Corbetta Racing	ITA	204.5	Free Practice - 1	





# Hungaroring

## F4 Italian Championship

### Free Practice - 2

### Pit Stop Analysis



**2** Nico Göhler R BWT Mucke Motorsport  
Tatuus F.4 T014 Abarth

Nr.	In Day Time	In Time	Out Time	Pit Time	T. Pit Time	Handicap	Penalty
1	14:51:41.580	14:51:41.580	14:52:38.081	56.501	56.501		
2	15:05:19.290	15:05:19.290	15:12:48.272	7:28.982	8:25.483		

**4** Niklas Krütten Van Amersfoort Racing  
Tatuus F.4 T014 Abarth

Nr.	In Day Time	In Time	Out Time	Pit Time	T. Pit Time	Handicap	Penalty
1	14:51:30.298	14:51:30.298	14:52:54.460	1:24.162	1:24.162		
2	15:02:33.778	15:02:33.778	15:08:04.110	5:30.332	6:54.494		
3	15:13:29.074	15:13:29.074	15:17:32.953	4:03.879	10:58.373		

**5** Gianluca Petecof Prema Powerteam  
Tatuus F.4 T014 Abarth

Nr.	In Day Time	In Time	Out Time	Pit Time	T. Pit Time	Handicap	Penalty
1	14:51:05.690	14:51:05.690	14:51:51.891	46.201	46.201		
2	15:04:33.022	15:04:33.022	15:14:56.220	10:23.198	11:09.399		

**6** Ido Cohen Van Amersfoort Racing  
Tatuus F.4 T014 Abarth

Nr.	In Day Time	In Time	Out Time	Pit Time	T. Pit Time	Handicap	Penalty
1	14:51:25.533	14:51:25.533	14:54:17.891	2:52.358	2:52.358		
2	15:07:22.554	15:07:22.554	15:13:12.188	5:49.634	8:41.992		

**7** Paul Aron R Prema Powerteam  
Tatuus F.4 T014 Abarth

Nr.	In Day Time	In Time	Out Time	Pit Time	T. Pit Time	Handicap	Penalty
1	14:51:14.209	14:51:14.209	14:51:59.652	45.443	45.443		
2	15:04:56.537	15:04:56.537	15:14:47.502	9:50.965	10:36.408		

**8** Roy Lucas Allecco Van Amersfoort Racing  
Tatuus F.4 T014 Abarth

Nr.	In Day Time	In Time	Out Time	Pit Time	T. Pit Time	Handicap	Penalty
1	15:04:06.123	15:04:06.123	15:07:59.497	3:53.374	3:53.374		

**10** Oliver Rasmussen Prema Powerteam  
Tatuus F.4 T014 Abarth

Nr.	In Day Time	In Time	Out Time	Pit Time	T. Pit Time	Handicap	Penalty
1	14:51:16.919	14:51:16.919	14:52:10.247	53.328	53.328		
2	15:11:37.267	15:11:37.267	15:16:21.133	4:43.866	5:37.194		

**11** Alessandro Famularo Prema Powerteam  
Tatuus F.4 T014 Abarth

Nr.	In Day Time	In Time	Out Time	Pit Time	T. Pit Time	Handicap	Penalty
1	14:51:18.403	14:51:18.403	14:52:21.893	1:03.490	1:03.490		
2	15:05:11.362	15:05:11.362	15:15:04.410	9:53.048	10:56.538		

**12** Filipe Ugran R BVM Racing  
Tatuus F.4 T014 Abarth

Nr.	In Day Time	In Time	Out Time	Pit Time	T. Pit Time	Handicap	Penalty
1	14:55:08.173	14:55:08.173	14:57:03.796	1:55.623	1:55.623		
2	15:09:37.463	15:09:37.463	15:12:08.872	2:31.409	4:27.032		

**14** Nicola Marinangeli R Bhaitech Srl  
Tatuus F.4 T014 Abarth

Nr.	In Day Time	In Time	Out Time	Pit Time	T. Pit Time	Handicap	Penalty
1	14:51:51.441	14:51:51.441	14:54:48.792	2:57.351	2:57.351		
2	15:09:30.492	15:09:30.492	15:13:42.585	4:12.093	7:09.444		

**16** Giorgio Carrara Jenzer Motorsport  
Tatuus F.4 T014 Abarth

Nr.	In Day Time	In Time	Out Time	Pit Time	T. Pit Time	Handicap	Penalty
1	14:59:17.115	14:59:17.115	14:59:56.173	39.058	39.058		
2	15:09:19.228	15:09:19.228	15:13:41.133	4:21.905	5:00.963		

**17** Jonny Edgar R Jenzer Motorsport  
Tatuus F.4 T014 Abarth

Nr.	In Day Time	In Time	Out Time	Pit Time	T. Pit Time	Handicap	Penalty
1	14:55:03.395	14:55:03.395	14:55:47.643	44.248	44.248		
2	15:05:38.241	15:05:38.241	15:14:17.792	8:39.551	9:23.799		

**18** Emidio Pesce R Jenzer Motorsport  
Tatuus F.4 T014 Abarth

Nr.	In Day Time	In Time	Out Time	Pit Time	T. Pit Time	Handicap	Penalty
1	14:52:09.866	14:52:09.866	14:53:00.295	50.429	50.429		
2	15:11:11.389	15:11:11.389	15:14:18.838	3:07.449	3:57.878		

**20** Ivan Berets DRZ Benelli ASD  
Tatuus F.4 T014 Abarth

Nr.	In Day Time	In Time	Out Time	Pit Time	T. Pit Time	Handicap	Penalty
1	14:51:38.608	14:51:38.608	14:52:34.683	56.075	56.075		
2	14:54:22.714	14:54:22.714	14:55:27.356	1:04.642	2:00.717		
3	14:57:12.925	14:57:12.925	14:57:42.967	30.042	2:30.759		
4	15:06:28.287	15:06:28.287	15:08:53.160	2:24.873	4:55.632		

**21** Axel Gnos R Jenzer Motorsport  
Tatuus F.4 T014 Abarth

Nr.	In Day Time	In Time	Out Time	Pit Time	T. Pit Time	Handicap	Penalty
1	14:53:50.279	14:53:50.279	14:55:18.464	1:28.185	1:28.185		
2	15:08:03.716	15:08:03.716	15:14:01.905	5:58.189	7:26.374		

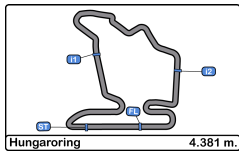
**22** Umberto Laganella Bhaitech Srl  
Tatuus F.4 T014 Abarth

Nr.	In Day Time	In Time	Out Time	Pit Time	T. Pit Time	Handicap	Penalty
1	14:51:36.914	14:51:36.914	14:54:28.633	2:51.719	2:51.719		
2	14:56:19.230	14:56:19.230	14:57:00.803	41.573	3:33.292		
3	15:09:56.355	15:09:56.355	15:13:57.733	4:01.378	7:34.670		

**23** Gregoire Saucy R-ace GP  
Tatuus F.4 T014 Abarth

Nr.	In Day Time	In Time	Out Time	Pit Time	T. Pit Time	Handicap	Penalty
1	14:51:55.647	14:51:55.647	14:53:38.915	1:43.268	1:43.268		
2	14:55:27.982	14:55:27.982	14:56:00.135	32.153	2:15.421		
3	15:06:45.606	15:06:45.606	15:10:56.734	4:11.128	6:26.549		





**Hungaroring**  
**F4 Italian Championship**  
**Free Practice - 2**  
**Pit Stop Analysis**



**24** Laszlo Toth R-race GP  
 Tatuus F.4 T014 Abarth

Nr.	In Day Time	In Time	Out Time	Pit Time	T. Pit Time	Handicap	Penalty
1	14:51:57.467	14:51:57.467	14:53:41.760	1:44.293	1:44.293		
2	14:55:32.235	14:55:32.235	14:56:12.036	39.801	2:24.094		
3	15:07:02.525	15:07:02.525	15:09:52.174	2:49.649	5:13.743		

**25** William Alatalo BWT Mucke Motorsport  
 Tatuus F.4 T014 Abarth

Nr.	In Day Time	In Time	Out Time	Pit Time	T. Pit Time	Handicap	Penalty
1	14:51:31.359	14:51:31.359	14:53:07.903	1:36.544	1:36.544		
2	15:05:57.234	15:05:57.234	15:13:27.658	7:30.424	9:06.968		

**26** Joshua Dürksen R BWT Mucke Motorsport  
 Tatuus F.4 T014 Abarth

Nr.	In Day Time	In Time	Out Time	Pit Time	T. Pit Time	Handicap	Penalty
1	14:51:32.802	14:51:32.802	14:53:17.444	1:44.642	1:44.642		
2	15:07:04.784	15:07:04.784	15:12:51.130	5:46.346	7:30.988		

**28** Sebastian Freymuth R AS Motorsport  
 Tatuus F.4 T014 Abarth

Nr.	In Day Time	In Time	Out Time	Pit Time	T. Pit Time	Handicap	Penalty
1	15:02:34.792	15:02:34.792	15:05:25.754	2:50.962	2:50.962		
2	15:11:17.240	15:11:17.240	15:14:02.428	2:45.188	5:36.150		
3	15:17:41.138	15:17:41.138	15:18:05.313	24.175	6:00.325		
4	15:25:33.881	15:25:33.881	15:26:59.789	1:25.908	7:26.233		

**29** Emilio Cipriani Cram Motorsport  
 Tatuus F.4 T014 Abarth

Nr.	In Day Time	In Time	Out Time	Pit Time	T. Pit Time	Handicap	Penalty
1	14:55:58.128	14:55:58.128	14:56:31.813	33.685	33.685		
2	15:11:30.351	15:11:30.351	15:14:41.114	3:10.763	3:44.448		

**31** Pietro Delli Guanti R BVM Racing  
 Tatuus F.4 T014 Abarth

Nr.	In Day Time	In Time	Out Time	Pit Time	T. Pit Time	Handicap	Penalty
1	15:00:15.219	15:00:15.219	15:02:35.565	2:20.346	2:20.346		
2	15:22:27.407	15:22:27.407	15:24:06.386	1:38.979	3:59.325		

**33** Jesse Salmenautio DRZ Benelli ASD  
 Tatuus F.4 T014 Abarth

Nr.	In Day Time	In Time	Out Time	Pit Time	T. Pit Time	Handicap	Penalty
1	14:51:45.942	14:51:45.942	14:54:37.127	2:51.185	2:51.185		
2	15:09:15.914	15:09:15.914	15:13:21.319	4:05.405	6:56.590		

**36** Lorenzo Ferrari R Antonelli Motorsport  
 Tatuus F.4 T014 Abarth

Nr.	In Day Time	In Time	Out Time	Pit Time	T. Pit Time	Handicap	Penalty
1	15:03:58.401	15:03:58.401	15:08:55.528	4:57.127	4:57.127		

**55** Rooe Meyuhas R Cram Motorsport  
 Tatuus F.4 T014 Abarth

Nr.	In Day Time	In Time	Out Time	Pit Time	T. Pit Time	Handicap	Penalty
1	14:52:01.774	14:52:01.774	14:52:58.564	56.790	56.790		

2	14:54:58.997	14:54:58.997	14:55:37.125	38.128	1:34.918		
3	15:08:20.776	15:08:20.776	15:14:33.376	6:12.600	7:47.518		

**57** Mikhael Belov Bhaitech Sri  
 Tatuus F.4 T014 Abarth

Nr.	In Day Time	In Time	Out Time	Pit Time	T. Pit Time	Handicap	Penalty
1	14:51:34.757	14:51:34.757	14:54:07.806	2:33.049	2:33.049		
2	14:56:15.502	14:56:15.502	14:56:50.277	34.775	3:07.824		
3	15:13:10.797	15:13:10.797	15:16:17.835	3:07.038	6:14.862		

**62** Dennis Hauger Van Amersfoort Racing  
 Tatuus F.4 T014 Abarth

Nr.	In Day Time	In Time	Out Time	Pit Time	T. Pit Time	Handicap	Penalty
1	14:51:21.497	14:51:21.497	14:52:33.826	1:12.329	1:12.329		
2	15:06:58.169	15:06:58.169	15:13:45.900	6:47.731	8:00.060		

**77** Andrea Rosso R Antonelli Motorsport  
 Tatuus F.4 T014 Abarth

Nr.	In Day Time	In Time	Out Time	Pit Time	T. Pit Time	Handicap	Penalty
1	15:02:03.148	15:02:03.148	15:07:07.973	5:04.825	5:04.825		
2	15:16:01.066	15:16:01.066	15:19:19.154	3:18.088	8:22.913		

**81** Fabio Venditti Corbetta Racing  
 Tatuus F.4 T014 Abarth

Nr.	In Day Time	In Time	Out Time	Pit Time	T. Pit Time	Handicap	Penalty
1	15:00:36.965	15:00:36.965	15:03:06.328	2:29.363	2:29.363		
2	15:23:19.555	15:23:19.555	15:26:20.994	3:01.439	5:30.802		

**84** Francesco Simonazzi R Cram Motorsport  
 Tatuus F.4 T014 Abarth

Nr.	In Day Time	In Time	Out Time	Pit Time	T. Pit Time	Handicap	Penalty
1	14:51:59.082	14:51:59.082	14:55:01.752	3:02.670	3:02.670		
2	15:03:52.493	15:03:52.493	15:06:54.905	3:02.412	6:05.082		
3	15:17:56.971	15:17:56.971	15:20:37.106	2:40.135	8:45.217		

**88** Anna Al Qubaisi Abu Dhabi Racing  
 Tatuus F.4 T014 Abarth

Nr.	In Day Time	In Time	Out Time	Pit Time	T. Pit Time	Handicap	Penalty
1	14:51:22.987	14:51:22.987	14:52:46.492	1:23.505	1:23.505		
2	15:09:12.583	15:09:12.583	15:13:25.627	4:13.044	5:36.549		

**94** Daniel Webster R Cram Motorsport  
 Tatuus F.4 T014 Abarth

Nr.	In Day Time	In Time	Out Time	Pit Time	T. Pit Time	Handicap	Penalty
1	15:08:04.830	15:08:04.830	15:16:13.909	8:09.079	8:09.079		

**97** Roman Stanek R US Racing  
 Tatuus F.4 T014 Abarth

Nr.	In Day Time	In Time	Out Time	Pit Time	T. Pit Time	Handicap	Penalty
1	15:00:45.171	15:00:45.171	15:15:56.625	15:11.454	15:11.454		4





**Hungaroring**  
**F4 Italian Championship**  
**Free Practice - 2**  
**Pit Stop Analysis**



99

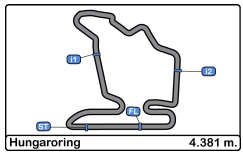
Erwin Zanotti

R

BWT Mucke Motorsport

Tatuus F.4 T014 Abarth

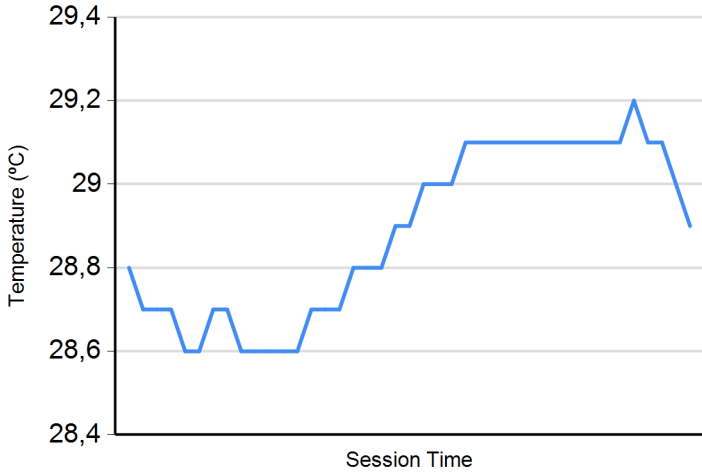
Nr.	In Day Time	In Time	Out Time	Pit Time	T. Pit Time	Handicap	Penalty
1	15:07:20.486	15:07:20.486	15:13:09.594	5:49.108	5:49.108		



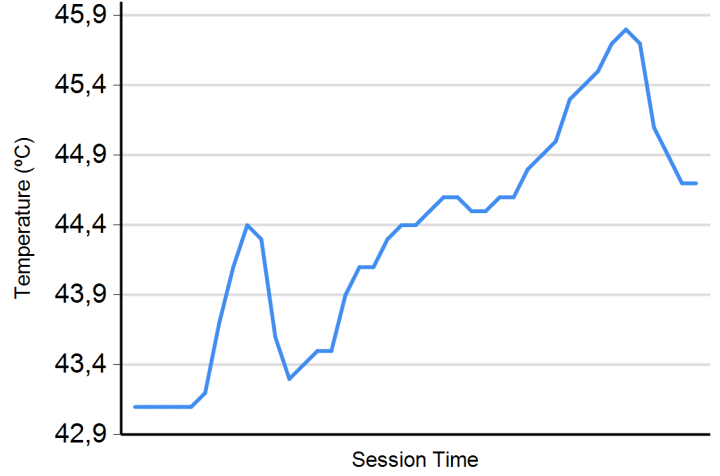
**Hungaroring**  
**F4 Italian Championship**  
**Free Practice - 2**  
**Weather Report**



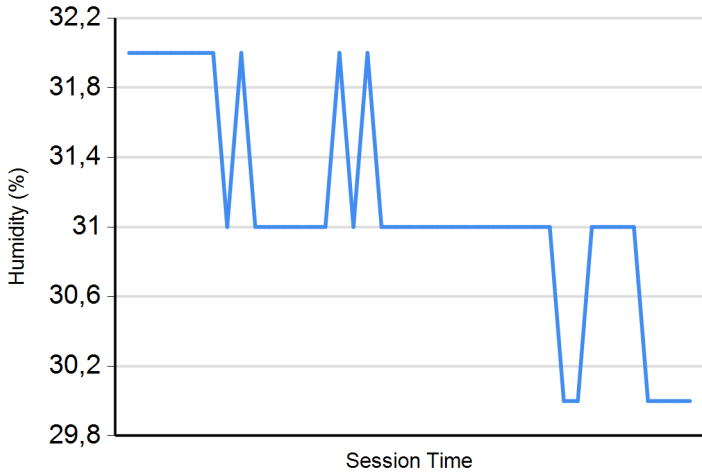
**Air Temperature**



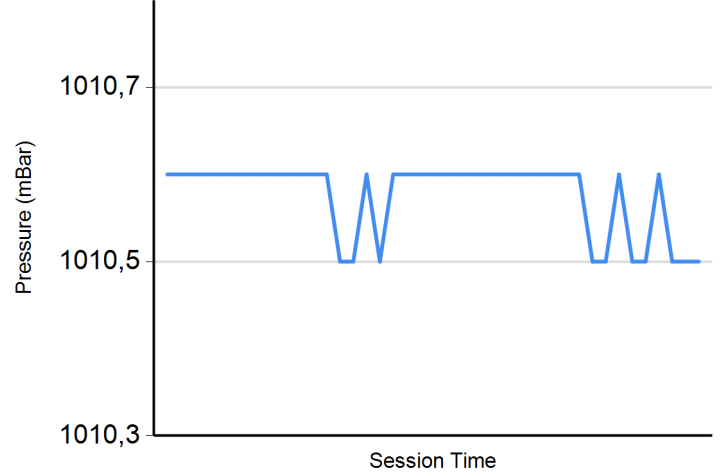
**Track Temperature**



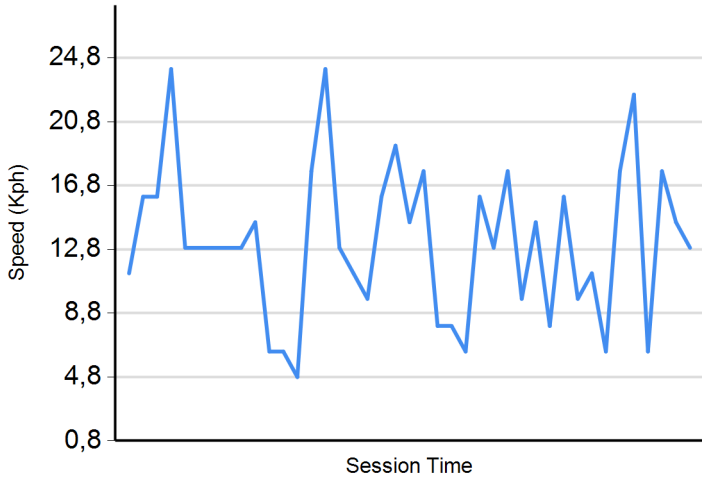
**Humidity**



**Pressure**

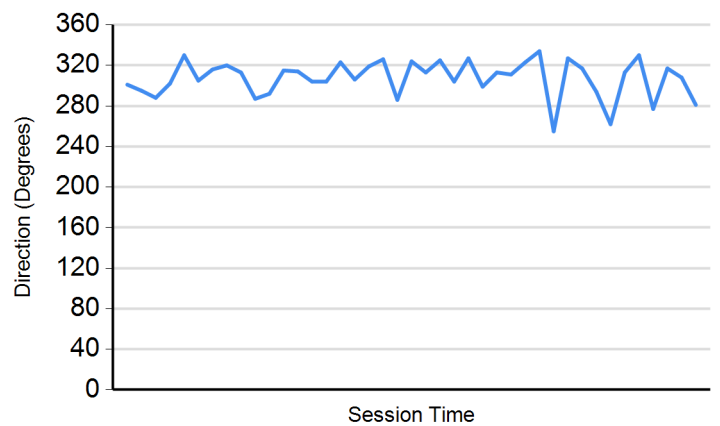


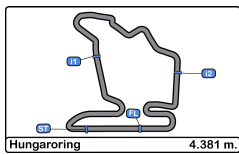
**Wind Speed**



**Wind direction**

North = 0°/360° Est = 90° South = 180° West = 270°





# Hungaroring


## F4 Italian Championship

### Free Practice 1 - 2

### Results

Cls	N°	Driver	Nat	Competitor	Nat	Laps	Free Practice - 1	Free Practice - 2	Best	Gap	Interval	Km/h
1	62	Dennis Hauger	NOR	Van Amersfoort Racing	NDL	35	1:43.488	10 1:44.005	14 1:43.488			152.4
2	7	Paul Aron	EST	Prema Powerteam	ITA	R 1	34 1:43.820	5 1:44.228	12 1:43.820	0.332	0.332	151.9
3	57	Mikhael Belov	RUS	Bhaitech Srl	ITA	37	1:43.850	10 1:44.700	14 1:43.850	0.362	0.030	151.8
4	5	Gianluca Petecof	BRA	Prema Powerteam	ITA	31	1:43.865	7 1:44.116	12 1:43.865	0.377	0.015	151.8
5	16	Giorgio Carrara	ARG	Jenzer Motorsport	CHE	37	1:43.964	6 1:44.511	16 1:43.964	0.476	0.099	151.7
6	17	Jonny Edgar	GBR	Jenzer Motorsport	CHE	R 2	32 1:43.997	12 1:44.415	11 1:43.997	0.509	0.033	151.6
7	10	Oliver Rasmussen	DNK	Prema Powerteam	ITA	38	1:44.180	8 1:44.471	15 1:44.180	0.692	0.183	151.3
8	4	Niklas Krütten	DEU	Van Amersfoort Racing	NDL	34	1:44.239	12 1:44.775	16 1:44.239	0.751	0.059	151.3
9	6	Ido Cohen	ISR	Van Amersfoort Racing	NDL	30	1:45.094	6 1:44.296	12 1:44.296	0.808	0.057	151.2
10	20	Ivan Berets	RUS	DRZ Benelli ASD	ITA	33	1:44.305	13 1:44.807	15 1:44.305	0.817	0.009	151.2
11	25	William Alatalo	FIN	BWT Mucke Motorsport	DEU	32	1:44.322	12 1:44.875	12 1:44.322	0.834	0.017	151.1
12	26	Joshua Dürksen	PRY	BWT Mucke Motorsport	DEU	R 3	31 1:44.345	8 1:44.893	13 1:44.345	0.857	0.023	151.1
13	97	Roman Stanek	CZE	US Racing	DEU	R 4	27 1:44.383	4 1:44.825	3 1:44.383	0.895	0.038	151.0
14	11	Alessandro Famularo	VEN	Prema Powerteam	ITA	33	1:44.471	4 1:44.618	12 1:44.471	0.983	0.088	150.9
15	33	Jesse Salmenautio	FIN	DRZ Benelli ASD	ITA	36	1:44.512	12 1:45.028	13 1:44.512	1.024	0.041	150.9
16	55	Roe Meyuhas	ISR	Cram Motorsport	ITA	R 5	34 1:44.531	7 1:45.081	13 1:44.531	1.043	0.019	150.8
17	29	Emilio Cipriani	VEN	Cram Motorsport	ITA	39	1:44.652	7 1:45.758	14 1:44.652	1.164	0.121	150.7
18	22	Umberto Laganella	ITA	Bhaitech Srl	ITA	36	1:44.655	12 1:44.811	18 1:44.655	1.167	0.003	150.7
19	84	Francesco Simonazzi	ITA	Cram Motorsport	ITA	R 6	36 1:44.845	12 1:45.192	9 1:44.845	1.357	0.190	150.4
20	12	Filipe Ugran	ROU	BVM Racing	ITA	R 7	40 1:44.923	9 1:45.989	15 1:44.923	1.435	0.078	150.3
21	8	Roy Lucas Allecco	DEU	Van Amersfoort Racing	NDL	38	1:45.072	9 1:45.538	12 1:45.072	1.584	0.149	150.1
22	23	Gregoire Saucy	CHE	R-ace GP	FRA	37	1:45.082	9 1:45.233	17 1:45.082	1.594	0.010	150.0
23	77	Andrea Rosso	ITA	Antonelli Motorsport	ITA	R 8	38 1:45.203	9 1:45.187	10 1:45.187	1.699	0.105	149.9
24	31	Pietro Delli Guanti	ITA	BVM Racing	ITA	R 9	40 1:45.708	4 1:45.275	10 1:45.275	1.787	0.088	149.8
25	36	Lorenzo Ferrari	ITA	Antonelli Motorsport	ITA	R 10	37 1:45.292	7 1:45.480	11 1:45.292	1.804	0.017	149.7
26	2	Nico Göhler	DEU	BWT Mucke Motorsport	DEU	R 11	34 1:45.306	6 1:45.815	13 1:45.306	1.818	0.014	149.7
27	88	Amna Al Qubaisi	UAE	Abu Dhabi Racing	UAE	37	1:45.349	6 1:45.753	14 1:45.349	1.861	0.043	149.7
28	14	Nicola Marinangeli	ITA	Bhaitech Srl	ITA	R 12	37 1:45.355	9 1:45.690	18 1:45.355	1.867	0.006	149.6
29	18	Emidio Pesce	ITA	Jenzer Motorsport	CHE	R 13	38 1:45.362	5 1:45.583	4 1:45.362	1.874	0.007	149.6
30	21	Axel Gnos	CHE	Jenzer Motorsport	CHE	R 14	38 1:45.515	10 1:46.101	18 1:45.515	2.027	0.153	149.4
31	94	Daniel Vebster	SW	Cram Motorsport	ITA	R 15	35 1:45.680	7 1:45.791	16 1:45.680	2.192	0.165	149.2
32	99	Erwin Zanotti	ITA	BWT Mucke Motorsport	DEU	R 16	34 1:45.721	9 1:46.223	6 1:45.721	2.233	0.041	149.1
33	28	Sebastian Freymuth	DEU	AS Motorsport	SVN	R 17	37 1:46.392	7 1:47.261	14 1:46.392	2.904	0.671	148.2
34	24	Laszlo Toth	HUN	R-ace GP	FRA	38	1:47.051	14 1:46.472	16 1:46.472	2.984	0.080	148.1
35	81	Fabio Venditti	ITA	Corbetta Racing	ITA	39	1:47.049	9 1:47.241	9 1:47.049	3.561	0.577	147.3

Published at:.....

<b>Stewards:</b>	<b>Race Director:</b>	<b>Timekeeper:</b> 
------------------	-----------------------	---

