

**Hungaroring**  
**F4 Italian Championship**  
**Qualifying - 1**  
**Provisional Results**



Cls	Nº	Driver	Nat	Competitor	Nat	Laps	Best	Time	Gap	Interval	Km/h		
1	62	Dennis Hauger	NOR	Van Amersfoort Racing	NDL	9	8	1:42.896			153.2		
2	5	Gianluca Petecof	BRA	Prema Powerteam	ITA	9	8	1:42.968	0.072	0.072	153.1		
3	7	Paul Aron	EST	Prema Powerteam	ITA	R	1	9	4	1:43.223	0.327	0.255	152.7
4	97	Roman Stanek	CZE	US Racing	DEU	R	2	9	7	1:43.260	0.364	0.037	152.7
5	57	Mikhael Belov	RUS	Bhaitech Srl	ITA	9	8	1:43.269	0.373	0.009	152.7		
6	11	Alessandro Famularo	VEN	Prema Powerteam	ITA	9	8	1:43.540	0.644	0.271	152.3		
7	26	Joshua Dürksen	PRY	BWT Mucke Motorsport	DEU	R	3	9	6	1:43.746	0.850	0.206	152.0
8	4	Niklas Krütten	DEU	Van Amersfoort Racing	NDL	8	6	1:43.805	0.909	0.059	151.9		
9	25	William Alatalo	FIN	BWT Mucke Motorsport	DEU	9	8	1:43.846	0.950	0.041	151.8		
10	6	Ido Cohen	ISR	Van Amersfoort Racing	NDL	9	4	1:43.850	0.954	0.004	151.8		
11	10	Oliver Rasmussen	DNK	Prema Powerteam	ITA	9	8	1:43.879	0.983	0.029	151.8		
12	8	Roy Lucas Allecco	DEU	Van Amersfoort Racing	NDL	9	8	1:44.139	1.243	0.260	151.4		
13	16	Giorgio Carrara	ARG	Jenzer Motorsport	CHE	9	4	1:44.246	1.350	0.107	151.2		
14	17	Jonny Edgar	GBR	Jenzer Motorsport	CHE	R	4	9	4	1:44.293	1.397	0.047	151.2
15	55	Roe Meyuhas	ISR	Cram Motorsport	ITA	R	5	9	8	1:44.380	1.484	0.087	151.0
16	22	Umberto Laganella	ITA	Bhaitech Srl	ITA	9	8	1:44.408	1.512	0.028	151.0		
17	36	Lorenzo Ferrari	ITA	Antonelli Motorsport	ITA	R	6	8	4	1:44.441	1.545	0.033	151.0
18	33	Jesse Salmenautio	FIN	DRZ Benelli ASD	ITA	9	7	1:44.452	1.556	0.011	150.9		
19	20	Ivan Berets	RUS	DRZ Benelli ASD	ITA	9	8	1:44.498	1.602	0.046	150.9		
20	88	Amna Al Qubaisi	UAE	Abu Dhabi Racing	UAE	9	8	1:44.517	1.621	0.019	150.8		
21	23	Gregoire Saucy	CHE	R-ace GP	FRA	7	6	1:44.537	1.641	0.020	150.8		
22	94	Daniel Vebster	SWE	Cram Motorsport	ITA	R	7	9	4	1:44.666	1.770	0.129	150.6
23	21	Axel Gnos	CHE	Jenzer Motorsport	CHE	R	8	10	9	1:44.798	1.902	0.132	150.4
24	77	Andrea Rosso	ITA	Antonelli Motorsport	ITA	R	9	8	7	1:44.924	2.028	0.126	150.3
25	14	Nicola Marinangeli	ITA	Bhaitech Srl	ITA	R	10	9	4	1:44.983	2.087	0.059	150.2
26	12	Filipe Ugran	ROU	BVM Racing	ITA	R	11	9	7	1:45.003	2.107	0.020	150.2
27	84	Francesco Simonazzi	ITA	Cram Motorsport	ITA	R	12	8	7	1:45.077	2.181	0.074	150.0
28	99	Erwin Zanotti	ITA	BWT Mucke Motorsport	DEU	R	13	9	8	1:45.100	2.204	0.023	150.0
29	2	Nico Göhler	DEU	BWT Mucke Motorsport	DEU	R	14	9	8	1:45.352	2.456	0.252	149.7
30	18	Emidio Pesce	ITA	Jenzer Motorsport	CHE	R	15	10	9	1:45.368	2.472	0.016	149.6
31	29	Emilio Cipriani	VEN	Cram Motorsport	ITA	4	4	1:45.395	2.499	0.027	149.6		
32	28	Sebastian Freymuth	DEU	AS Motorsport	SVN	R	16	10	9	1:46.237	3.341	0.842	148.4
33	24	Laszlo Toth	HUN	R-ace GP	FRA	9	4	1:46.512	3.616	0.275	148.0		
34	81	Fabio Venditti	ITA	Corbetta Racing	ITA	10	4	1:46.957	4.061	0.445	147.4		

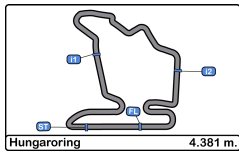
Car no 31 - ALL LAP TIMES DELETED

Published at:.....

Track Temp: **33.7 °C** Air Temp: **24.8 °C** Humidity: **42 %** Track Status: **DRY**

<b>Stewards:</b>	<b>Race Director:</b>	<b>Timekeeper:</b> 
------------------	-----------------------	---





**Hungaroring**  
**F4 Italian Championship**  
**Qualifying - 1**  
**Provisional Results by Class**



Cls	Nº	Driver	Nat	Competitor	Nat	Laps	Best	Time	Gap	Interval	Km/h	
1	62	Dennis Hauger	NOR	Van Amersfoort Racing	NDL	9	8	1:42.896			153.2	
2	5	Gianluca Petecof	BRA	Prema Powerteam	ITA	9	8	1:42.968	0.072	0.072	153.1	
3	57	Mikhael Belov	RUS	Bhaitech Srl	ITA	9	8	1:43.269	0.373	0.301	152.7	
4	11	Alessandro Famularo	VEN	Prema Powerteam	ITA	9	8	1:43.540	0.644	0.271	152.3	
5	4	Niklas Krütten	DEU	Van Amersfoort Racing	NDL	8	6	1:43.805	0.909	0.265	151.9	
6	25	William Alatalo	FIN	BWT Mucke Motorsport	DEU	9	8	1:43.846	0.950	0.041	151.8	
7	6	Ido Cohen	ISR	Van Amersfoort Racing	NDL	9	4	1:43.850	0.954	0.004	151.8	
8	10	Oliver Rasmussen	DNK	Prema Powerteam	ITA	9	8	1:43.879	0.983	0.029	151.8	
9	8	Roy Lucas Allecco	DEU	Van Amersfoort Racing	NDL	9	8	1:44.139	1.243	0.260	151.4	
10	16	Giorgio Carrara	ARG	Jenzer Motorsport	CHE	9	4	1:44.246	1.350	0.107	151.2	
11	22	Umberto Laganella	ITA	Bhaitech Srl	ITA	9	8	1:44.408	1.512	0.162	151.0	
12	33	Jesse Salmenautio	FIN	DRZ Benelli ASD	ITA	9	7	1:44.452	1.556	0.044	150.9	
13	20	Ivan Berets	RUS	DRZ Benelli ASD	ITA	9	8	1:44.498	1.602	0.046	150.9	
14	88	Amna Al Qubaisi	UAE	Abu Dhabi Racing	UAE	9	8	1:44.517	1.621	0.019	150.8	
15	23	Gregoire Saucy	CHE	R-ace GP	FRA	7	6	1:44.537	1.641	0.020	150.8	
16	29	Emilio Cipriani	VEN	Cram Motorsport	ITA	4	4	1:45.395	2.499	0.858	149.6	
17	24	Laszlo Toth	HUN	R-ace GP	FRA	9	4	1:46.512	3.616	1.117	148.0	
18	81	Fabio Venditti	ITA	Corbetta Racing	ITA	10	4	1:46.957	4.061	0.445	147.4	
<b>Rookie</b>												
1	7	Paul Aron	EST	Prema Powerteam	ITA	R	9	4	1:43.223		152.7	
2	97	Roman Stanek	CZE	US Racing	DEU	R	9	7	1:43.260	0.037	0.037	152.7
3	26	Joshua Dürksen	PRY	BWT Mucke Motorsport	DEU	R	9	6	1:43.746	0.523	0.486	152.0
4	17	Jonny Edgar	GBR	Jenzer Motorsport	CHE	R	9	4	1:44.293	1.070	0.547	151.2
5	55	Roe Meyuhas	ISR	Cram Motorsport	ITA	R	9	8	1:44.380	1.157	0.087	151.0
6	36	Lorenzo Ferrari	ITA	Antonelli Motorsport	ITA	R	8	4	1:44.441	1.218	0.061	151.0
7	94	Daniel Vebster	SWE	Cram Motorsport	ITA	R	9	4	1:44.666	1.443	0.225	150.6
8	21	Axel Gnos	CHE	Jenzer Motorsport	CHE	R	10	9	1:44.798	1.575	0.132	150.4
9	77	Andrea Rosso	ITA	Antonelli Motorsport	ITA	R	8	7	1:44.924	1.701	0.126	150.3
10	14	Nicola Marinangeli	ITA	Bhaitech Srl	ITA	R	9	4	1:44.983	1.760	0.059	150.2
11	12	Filipe Ugran	ROU	BVM Racing	ITA	R	9	7	1:45.003	1.780	0.020	150.2
12	84	Francesco Simonazzi	ITA	Cram Motorsport	ITA	R	8	7	1:45.077	1.854	0.074	150.0
13	99	Erwin Zanotti	ITA	BWT Mucke Motorsport	DEU	R	9	8	1:45.100	1.877	0.023	150.0
14	2	Nico Göhler	DEU	BWT Mucke Motorsport	DEU	R	9	8	1:45.352	2.129	0.252	149.7
15	18	Emidio Pesce	ITA	Jenzer Motorsport	CHE	R	10	9	1:45.368	2.145	0.016	149.6
16	28	Sebastian Freymuth	DEU	AS Motorsport	SVN	R	10	9	1:46.237	3.014	0.869	148.4

Published at:.....

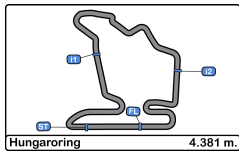
Track Temp: **33.7 °C** Air Temp: **24.8 °C** Humidity: **42 %** Track **DRY**

Stewards:

Race Director:

Timekeeper:





**Hungaroring**  
**F4 Italian Championship**  
**Qualifying - 1**



**Provisional 2 Fastest Lap Results**

Cls	Nº	Driver	Nat	Competitor	Nat	Laps	Best	Time	Gap	Interval	Km/h	
1	62	Dennis Hauger	NOR	Van Amersfoort Racing	NDL	9	7	<b>1:43.063</b>			153.2	
2	5	Gianluca Petecof	BRA	Prema Powerteam	ITA	9	4	<b>1:43.320</b>	0.257	0.257	153.1	
3	57	Mikhael Belov	RUS	Bhaitech Srl	ITA	9	4	<b>1:43.386</b>	0.323	0.066	152.7	
4	97	Roman Stanek	CZE	US Racing	DEU	R	1	9	<b>1:43.542</b>	0.479	0.156	152.7
5	7	Paul Aron	EST	Prema Powerteam	ITA	R	2	9	<b>1:43.657</b>	0.594	0.115	152.7
6	26	Joshua Dürksen	PRY	BWT Mucke Motorsport	DEU	R	3	9	<b>1:43.838</b>	0.775	0.181	152.0
7	4	Niklas Krütten	DEU	Van Amersfoort Racing	NDL		8	7	<b>1:43.859</b>	0.796	0.021	151.9
8	11	Alessandro Famularo	VEN	Prema Powerteam	ITA		9	3	<b>1:43.920</b>	0.857	0.061	152.3
9	25	William Alatalo	FIN	BWT Mucke Motorsport	DEU		9	6	<b>1:44.046</b>	0.983	0.126	151.8
10	10	Oliver Rasmussen	DNK	Prema Powerteam	ITA		9	7	<b>1:44.433</b>	1.370	0.387	151.8
11	22	Umberto Laganella	ITA	Bhaitech Srl	ITA		9	4	<b>1:44.468</b>	1.405	0.035	151.0
12	8	Roy Lucas Allecco	DEU	Van Amersfoort Racing	NDL		9	7	<b>1:44.482</b>	1.419	0.014	151.4
13	6	Ido Cohen	ISR	Van Amersfoort Racing	NDL		9	8	<b>1:44.494</b>	1.431	0.012	151.8
14	17	Jonny Edgar	GBR	Jenzer Motorsport	CHE	R	4	9	<b>1:44.614</b>	1.551	0.120	151.2
15	33	Jesse Salmenautio	FIN	DRZ Benelli ASD	ITA		9	3	<b>1:44.702</b>	1.639	0.088	150.9
16	94	Daniel Vebster	SWE	Cram Motorsport	ITA	R	5	9	<b>1:44.739</b>	1.676	0.037	150.6
17	20	Ivan Berets	RUS	DRZ Benelli ASD	ITA		9	7	<b>1:44.818</b>	1.755	0.079	150.9
18	16	Giorgio Carrara	ARG	Jenzer Motorsport	CHE		9	8	<b>1:44.829</b>	1.766	0.011	151.2
19	36	Lorenzo Ferrari	ITA	Antonelli Motorsport	ITA	R	6	8	<b>1:44.956</b>	1.893	0.127	151.0
20	84	Francesco Simonazzi	ITA	Cram Motorsport	ITA	R	7	8	<b>1:45.178</b>	2.115	0.222	150.0
21	12	Filipe Ugran	ROU	BVM Racing	ITA	R	8	9	<b>1:45.191</b>	2.128	0.013	150.2
22	77	Andrea Rosso	ITA	Antonelli Motorsport	ITA	R	9	8	<b>1:45.234</b>	2.171	0.043	150.3
23	21	Axel Gnos	CHE	Jenzer Motorsport	CHE	R	10	10	<b>1:45.315</b>	2.252	0.081	150.4
24	88	Amna Al Qubaisi	UAE	Abu Dhabi Racing	UAE		9	7	<b>1:45.349</b>	2.286	0.034	150.8
25	18	Emidio Pesce	ITA	Jenzer Motorsport	CHE	R	11	10	<b>1:45.443</b>	2.380	0.094	149.6
26	2	Nico Göhler	DEU	BWT Mucke Motorsport	DEU	R	12	9	<b>1:45.458</b>	2.395	0.015	149.7
27	99	Erwin Zanotti	ITA	BWT Mucke Motorsport	DEU	R	13	9	<b>1:45.692</b>	2.629	0.234	150.0
28	14	Nicola Marinangeli	ITA	Bhaitech Srl	ITA	R	14	9	<b>1:45.851</b>	2.788	0.159	150.2
29	55	Roe Meyuhas	ISR	Cram Motorsport	ITA	R	15	9	<b>1:46.135</b>	3.072	0.284	151.0
30	28	Sebastian Freymuth	DEU	AS Motorsport	SVN	R	16	10	<b>1:46.406</b>	3.343	0.271	148.4
31	24	Laszlo Toth	HUN	R-ace GP	FRA		9	8	<b>1:46.874</b>	3.811	0.468	148.0
32	29	Emilio Cipriani	VEN	Cram Motorsport	ITA		4	3	<b>1:46.997</b>	3.934	0.123	149.6
33	81	Fabio Venditti	ITA	Corbetta Racing	ITA		10	9	<b>1:47.148</b>	4.085	0.151	147.4
34	23	Gregoire Saucy	CHE	R-ace GP	FRA		7	3	<b>1:47.424</b>	4.361	0.276	150.8

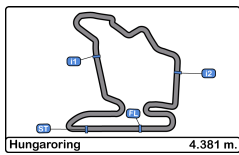
**Car no 31 - ALL LAP TIMES DELETED**

Published at:.....

Track Temp: **33.7 °C** Air Temp: **24.8 °C** Humidity: **42 %** Track Status: **DRY**

<b>Stewards:</b>	<b>Race Director:</b>	<b>Timekeeper:</b> 
------------------	-----------------------	------------------------





**Hungaroring**  
**F4 Italian Championship**  
**Qualifying - 1**  
**Lap Analysis**



<b>2</b>	Nico Göhler	<b>7</b>	Paul Aron
	Tatuus F.4 T014 Abarth		Tatuus F.4 T014 Abarth
	R		R
	BWT Mucke Motorsport		Prema Powerteam

Lap	D	Time	Sector 1	Sector 2	Sector 3	T. Spd	Elapsed	Lap	D	Time	Sector 1	Sector 2	Sector 3	T. Spd	Elapsed		
1		9:03:13.069	9:02:01.206	41.986	29.877		9:03:13.069	1		9:03:43.079	9:02:24.789	44.645	33.645		9:03:43.079		
2		1:47.187	39.422	38.448	29.317	206.8	9:05:00.256	2		1:57.991	44.124	42.765	31.102	199.6	9:05:41.070		
3		1:46.134	38.656	38.371	29.107	209.7	9:06:46.390	3		1:43.993	38.265	37.350	28.378	210.1	9:07:25.063		
4		1:45.733	38.589	37.898	29.246	210.1	9:08:32.123	4		1:43.223	37.879	36.965	28.379	210.9	9:09:08.286		
5		2:29.041	P	38.931	53.960	56.150	208.0	9:11:01.164	5		3:04.757	P	46.676	1:06.388	1:11.693	210.9	9:12:13.043
6		7:08.067	6:00.606	38.418	29.043		9:18:09.231	6		4:53.369	3:37.432	44.810	31.127		9:17:06.412		
7		1:45.458	38.487	37.980	28.991	208.0	9:19:54.689	7		1:43.657	38.060	37.128	28.469	210.1	9:18:50.069		
8		1:45.352	38.575	38.015	28.762	208.8	9:21:40.041	8		1:43.861	38.022	37.275	28.564	212.1	9:20:33.930		
9		2:22.749	P	48.573	49.348	44.828	173.6	9:24:02.790	9		2:18.166	P	46.434	47.923	43.809	213.4	9:22:52.096

<b>4</b>	Niklas Krütten	<b>8</b>	Roy Lucas Allecco
	Tatuus F.4 T014 Abarth		Tatuus F.4 T014 Abarth
	Van Amersfoort Racing		Van Amersfoort Racing

Lap	D	Time	Sector 1	Sector 2	Sector 3	T. Spd	Elapsed	Lap	D	Time	Sector 1	Sector 2	Sector 3	T. Spd	Elapsed		
1		9:04:14.541	9:02:48.042	51.115	35.384		9:04:14.541	1		9:03:03.702	9:01:45.275	45.208	33.219		9:03:03.702		
2		2:08.454	45.237	49.024	34.193	191.4	9:06:22.995	2		1:57.495	41.496	42.334	33.665	205.3	9:05:01.197		
3		1:55.331	44.303	40.453	30.575	197.0	9:08:18.326	3		2:00.825	40.005	43.572	37.248	207.6	9:07:02.022		
4		2:16.301	P	38.110	40.160	58.031	209.3	9:10:34.627	4		1:44.864	38.353	37.864	28.647	209.3	9:08:46.886	
5		6:41.061	5:24.654	41.207	35.200		9:17:15.688	5		3:18.114	P	38.188	1:28.967	1:10.959	212.1	9:12:05.000	
6		1:43.805	38.190	37.138	28.477	208.4	9:18:59.493	6		5:07.470	3:47.379	44.732	35.359		9:17:12.470		
7		1:43.859	37.874	37.312	28.673	211.7	9:20:43.352	7		1:44.482	38.152	37.673	28.657	210.5	9:18:56.952		
8		2:10.228	P	45.342	44.182	40.704	187.8	9:22:53.580	8		1:44.139	38.090	37.440	28.609	211.3	9:20:41.091	
9		2:15.051	P	42.836	48.562	43.653	210.9	9:22:56.142	9		2:15.051	P	42.836	48.562	43.653	210.9	9:22:56.142

<b>5</b>	Gianluca Petecof	<b>10</b>	Oliver Rasmussen
	Tatuus F.4 T014 Abarth		Tatuus F.4 T014 Abarth
	Prema Powerteam		Prema Powerteam

Lap	D	Time	Sector 1	Sector 2	Sector 3	T. Spd	Elapsed	Lap	D	Time	Sector 1	Sector 2	Sector 3	T. Spd	Elapsed		
1		9:03:40.205	9:02:22.547	45.050	32.608		9:03:40.205	1		9:03:53.269	9:02:35.016	46.315	31.938		9:03:53.269		
2		1:56.462	43.607	42.243	30.612	192.1	9:05:36.667	2		1:55.247	43.517	41.809	29.921	190.1	9:05:48.516		
3		1:43.615	38.262	37.156	28.197	208.8	9:07:20.282	3		1:44.475	38.302	37.640	28.533	207.6	9:07:32.991		
4		1:43.320	37.938	37.096	28.286	210.1	9:09:03.602	4		1:44.560	38.237	37.652	28.671	208.8	9:09:17.551		
5		3:07.642	P	45.643	1:10.612	1:11.387	210.1	9:12:11.244	5		2:57.568	P	58.411	1:08.151	51.006	208.4	9:12:15.119
6		4:58.586	3:40.222	44.002	34.362		9:17:09.830	6		4:55.883	3:36.907	44.801	34.175		9:17:11.002		
7		1:43.512	38.143	37.074	28.295	208.8	9:18:53.342	7		1:44.433	38.229	37.561	28.643	209.3	9:18:55.435		
8		1:42.968	37.924	36.750	28.294	210.9	9:20:36.310	8		1:43.879	38.132	37.236	28.511	210.1	9:20:39.314		
9		2:47.102	P	59.898	56.822	50.382	210.9	9:23:23.412	9		1:58.716	P	40.592	41.789	36.335	210.1	9:22:38.030

<b>6</b>	Ido Cohen	<b>11</b>	Alessandro Famularo
	Tatuus F.4 T014 Abarth		Tatuus F.4 T014 Abarth
	Van Amersfoort Racing		Prema Powerteam

Lap	D	Time	Sector 1	Sector 2	Sector 3	T. Spd	Elapsed	Lap	D	Time	Sector 1	Sector 2	Sector 3	T. Spd	Elapsed		
1		9:03:56.300	9:02:33.704	48.722	33.874		9:03:56.300	1		9:04:10.552	9:02:52.127	45.449	32.976		9:04:10.552		
2		1:55.622	42.253	41.187	32.182	183.9	9:05:51.922	2		2:00.027	45.552	45.101	29.374	164.8	9:06:10.579		
3		1:46.043	38.200	38.973	28.870	209.3	9:07:37.965	3		1:43.920	38.240	37.287	28.393	209.7	9:07:54.499		
4		1:43.850	38.009	37.355	28.486	210.5	9:09:21.815	4		1:48.319	38.041	37.487	32.791	211.3	9:09:42.818		
5		3:12.743	P	1:02.137	1:11.144	59.462	210.9	9:12:34.558	5		3:29.484	P	1:05.720	1:25.320	58.444	111.1	9:13:12.302
6		4:39.738	3:25.373	41.366	32.999		9:17:14.296	6		4:37.617	3:23.544	43.918	30.155		9:17:49.919		
7		1:55.385	44.659	40.816	29.910	210.5	9:19:09.681	7		1:44.153	38.202	37.371	28.580	209.7	9:19:34.072		
8		1:44.494	38.273	37.554	28.667	210.1	9:20:54.175	8		1:43.540	37.992	37.136	28.412	211.7	9:21:17.612		
9		2:23.835	P	44.379	53.242	46.214	210.9	9:23:18.010	9		2:32.466	P	45.183	43.264	1:04.019	211.3	9:23:50.078





**Hungaroring**  
**F4 Italian Championship**  
**Qualifying - 1**  
**Lap Analysis**



**12** Filipe Ugran Tatuus F.4 T014 Abarth  
 R BVM Racing

Lap D	Time	Sector 1	Sector 2	Sector 3	T. Spd	Elapsed
1	9:02:28.093	9:01:04.365	49.894	33.834		9:02:28.093
2	2:11.881	49.732	51.325	30.824	207.6	9:04:39.974
3	1:45.308	38.791	37.692	28.825	207.6	9:06:25.282
4	1:45.562	38.526	38.324	28.712	208.4	9:08:10.844
5	1:57.885 P	38.399	37.491	41.995	208.4	9:10:08.729
6	7:27.258	6:16.063	39.742	31.453		9:17:35.987
7	1:45.003	38.681	37.596	28.726	206.1	9:19:20.990
8	1:45.191	38.249	38.289	28.653	210.5	9:21:06.181
9	2:28.835 P	44.491	48.372	55.972	181.8	9:23:35.016

**18** Emidio Pesce Tatuus F.4 T014 Abarth  
 R Jenzer Motorsport

Lap D	Time	Sector 1	Sector 2	Sector 3	T. Spd	Elapsed
1	9:02:13.167	9:00:59.856	42.555	30.756		9:02:13.167
2	1:52.339	40.798	41.560	29.981	205.3	9:04:05.506
3	1:47.550	38.872	39.378	29.300	206.8	9:05:53.056
4	1:46.110	38.470	38.701	28.939	208.0	9:07:39.166
5	1:50.007	39.837	41.195	28.975	209.3	9:09:29.173
6	3:16.491 P	1:10.410	1:04.698	1:01.383	157.8	9:12:45.664
7	4:41.559	3:21.941	43.164	36.454		9:17:27.223
8	1:45.443	38.724	37.740	28.979	208.0	9:19:12.666
9	1:45.368	38.643	37.776	28.949	208.0	9:20:58.034
10	2:30.467 P	45.894	50.703	53.870	208.4	9:23:28.501

**14** Nicola Marinangeli Tatuus F.4 T014 Abarth  
 R Bhaitech Srl

Lap D	Time	Sector 1	Sector 2	Sector 3	T. Spd	Elapsed
1	9:02:23.148	9:00:59.868	47.952	35.328		9:02:23.148
2	2:05.495	49.268	44.840	31.387	163.1	9:04:28.643
3	1:46.665	38.835	38.999	28.831	206.8	9:06:15.308
4	1:44.983	38.788	37.692	28.503	206.8	9:08:00.291
5	2:04.830 P	40.614	43.428	40.788	208.4	9:10:05.121
6	7:16.867	5:59.105	44.001	33.761		9:17:21.988
7	1:51.068	38.455	40.532	32.081	207.2	9:19:13.056
8	1:45.851	38.631	38.547	28.673	208.8	9:20:58.907
9	2:26.957 P	44.081	50.709	52.167	206.5	9:23:25.864

**20** Ivan Berets Tatuus F.4 T014 Abarth  
 DRZ Benelli ASD

Lap D	Time	Sector 1	Sector 2	Sector 3	T. Spd	Elapsed
1	9:02:22.562	9:01:00.641	46.795	35.126		9:02:22.562
2	2:35.704	52.410	1:05.544	37.750	189.4	9:04:58.266
3	1:45.822	38.734	37.946	29.142	207.2	9:06:44.088
4	2:06.501	55.092	38.162	33.247	97.7	9:08:50.589
5	3:16.105 P	38.288	1:26.925	1:10.892	208.8	9:12:06.694
6	5:13.117	3:55.634	40.119	37.364		9:17:19.811
7	1:44.818	38.425	37.697	28.696	211.3	9:19:04.629
8	1:44.498	38.248	37.626	28.624	210.5	9:20:49.127
9	2:08.060 P	42.038	42.789	43.233	209.7	9:22:57.187

**16** Giorgio Carrara Tatuus F.4 T014 Abarth  
 Jenzer Motorsport

Lap D	Time	Sector 1	Sector 2	Sector 3	T. Spd	Elapsed
1	9:02:23.519	9:01:01.160	47.355	35.004		9:02:23.519
2	2:00.251	43.657	44.878	31.716	188.8	9:04:23.770
3	1:55.353	44.472	41.518	29.363	183.3	9:06:19.123
4	1:44.246	38.214	37.456	28.576	209.7	9:08:03.369
5	1:57.311 P	38.286	39.998	39.027	210.9	9:10:00.680
6	7:24.567	6:06.482	42.648	35.437		9:17:25.247
7	1:45.617	38.188	37.600	29.829	209.3	9:19:10.864
8	1:44.829	38.320	37.678	28.831	210.1	9:20:55.693
9	2:15.084 P	44.628	51.488	38.968	208.0	9:23:10.777

**21** Axel Gnos Tatuus F.4 T014 Abarth  
 R Jenzer Motorsport

Lap D	Time	Sector 1	Sector 2	Sector 3	T. Spd	Elapsed
1	9:02:21.292	9:01:01.941	46.107	33.244		9:02:21.292
2	1:49.223	40.625	38.840	29.758	204.1	9:04:10.515
3	1:48.900	38.784	40.847	29.269	208.0	9:05:59.415
4	1:45.315	38.594	37.930	28.791	208.8	9:07:44.730
5	1:45.154	38.626	37.641	28.887	208.8	9:09:29.884
6	3:18.090 P	1:11.839	1:03.701	1:02.550	147.9	9:12:47.974
7	4:41.585	3:24.218	41.246	36.121		9:17:29.559
8	1:45.418	38.831	37.879	28.708	206.8	9:19:14.977
9	1:44.798	38.473	37.549	28.776	209.7	9:20:59.775
10	2:40.862 P	47.221	50.998	1:02.643	210.1	9:23:40.637

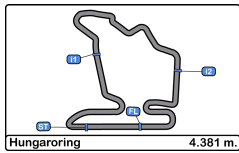
**17** Jonny Edgar Tatuus F.4 T014 Abarth  
 R Jenzer Motorsport

Lap D	Time	Sector 1	Sector 2	Sector 3	T. Spd	Elapsed
1	9:02:21.129	9:01:01.571	46.275	33.283		9:02:21.129
2	2:01.639	45.610	44.966	31.063	204.1	9:04:22.768
3	1:45.910	38.608	38.539	28.763	207.6	9:06:08.678
4	1:44.293	38.141	37.369	28.783	208.8	9:07:52.971
5	2:28.430 P	50.897	44.481	53.052	189.8	9:10:21.401
6	7:05.088	5:49.967	41.197	33.924		9:17:26.489
7	1:44.614	38.379	37.125	29.110	209.3	9:19:11.103
8	1:45.108	38.453	37.667	28.988	213.0	9:20:56.211
9	2:42.714 P	48.217	52.314	1:02.183	180.9	9:23:38.925

**22** Umberto Laganella Tatuus F.4 T014 Abarth  
 Bhaitech Srl

Lap D	Time	Sector 1	Sector 2	Sector 3	T. Spd	Elapsed
1	9:02:22.377	9:00:59.145	47.797	35.435		9:02:22.377
2	2:30.272	59.116	58.708	32.448	160.0	9:04:52.649
3	1:45.377	38.634	37.819	28.924	208.0	9:06:38.026
4	1:44.468	38.281	37.524	28.663	208.8	9:08:22.494
5	3:28.373 P	54.682	1:25.610	1:08.081	210.1	9:11:50.867
6	5:29.984	4:12.547	43.763	33.674		9:17:20.851
7	1:46.929	38.466	39.448	29.015	208.4	9:19:07.780
8	1:44.408	38.438	37.253	28.717	209.3	9:20:52.188
9	2:20.639 P	44.853	52.868	42.918	210.1	9:23:12.827





**Hungaroring**  
**F4 Italian Championship**  
**Qualifying - 1**  
**Lap Analysis**



**23**

Gregoire Saucy

Tatuus F.4 T014 Abarth

**28**

Sebastian Freymuth

Tatuus F.4 T014 Abarth

R-race GP

R

AS Motorsport

Lap D	Time	Sector 1	Sector 2	Sector 3	T. Spd	Elapsed
1	9:04:45.144	9:03:30.145	43.663	31.336		9:04:45.144
2	1:56.157	42.790	38.795	34.572	187.5	9:06:41.301
3	1:47.424	40.140	37.777	29.507	207.2	9:08:28.725
4	2:25.492 P	<b>38.404</b>	51.781	55.307	208.8	9:10:54.217
5	6:37.700	5:20.761	40.303	36.636		9:17:31.917
6	<b>1:44.537</b>	38.435	<b>37.313</b>	<b>28.789</b>	208.0	9:19:16.454
7	1:51.376 P	39.421	37.594	34.361	208.0	9:21:07.830

Lap D	Time	Sector 1	Sector 2	Sector 3	T. Spd	Elapsed
1	9:02:25.008	9:01:05.382	44.340	35.286		9:02:25.008
2	1:52.848	42.493	40.652	29.703	206.5	9:04:17.856
3	1:47.216	39.021	38.977	29.218	206.1	9:06:05.072
4	1:46.406	<b>38.743</b>	38.469	<b>29.194</b>	207.2	9:07:51.478
5	1:47.342	38.914	38.269	30.159	206.1	9:09:38.820
6	3:24.966 P	1:07.049	1:27.264	50.653	157.6	9:13:03.786
7	4:36.404	3:19.820	40.353	36.231		9:17:40.190

**24**

Laszlo Toth

Tatuus F.4 T014 Abarth

**29**

Emilio Cipriani

Tatuus F.4 T014 Abarth

R-race GP

R

AS Motorsport

Lap D	Time	Sector 1	Sector 2	Sector 3	T. Spd	Elapsed
1	9:03:30.203	9:02:13.142	45.282	31.779		9:03:30.203
2	1:49.136	39.525	39.771	29.840	205.3	9:05:19.339
3	1:47.488	39.219	39.073	29.196	206.5	9:07:06.827
4	<b>1:46.512</b>	38.963	<b>38.522</b>	29.027	205.7	9:08:53.339
5	3:15.273 P	<b>38.690</b>	1:25.549	1:11.034	206.8	9:12:08.612
6	5:28.476	4:11.783	44.788	31.905		9:17:37.088
7	1:56.269	39.203	47.577	29.489	208.4	9:19:33.357
8	1:46.874	39.138	38.797	<b>28.939</b>	206.8	9:21:20.231
9	2:21.780 P	42.031	40.858	58.891	206.5	9:23:42.011

Lap D	Time	Sector 1	Sector 2	Sector 3	T. Spd	Elapsed
1	9:02:56.980	9:01:34.454	47.497	35.029		9:02:56.980
2	1:57.529	43.689	41.585	32.255	178.5	9:04:54.509
3	1:46.997	39.275	38.111	29.611	208.4	9:06:41.506
4	<b>1:45.395</b>	<b>38.767</b>	<b>37.759</b>	<b>28.869</b>	209.7	9:08:26.901
5		38.848			208.0	

**25**

William Alatalo

Tatuus F.4 T014 Abarth

**33**

Jesse Salmenautio

Tatuus F.4 T014 Abarth

BWT Mucke Motorsport

DRZ Benelli ASD

Lap D	Time	Sector 1	Sector 2	Sector 3	T. Spd	Elapsed
1	9:04:45.929	9:03:32.617	42.346	30.966		9:04:45.929
2	1:57.485	39.073	40.857	37.555	208.0	9:06:43.414
3	1:47.487	38.649	39.735	29.103	209.3	9:08:30.901
4	2:25.495 P	38.353	53.659	53.483	208.4	9:10:56.396
5	6:01.736	4:48.108	42.519	31.109		9:16:58.132
6	1:44.046	38.321	37.204	28.521	207.6	9:18:42.178
7	1:44.050	38.446	37.124	<b>28.480</b>	208.8	9:20:26.228
8	<b>1:43.846</b>	<b>38.202</b>	<b>37.116</b>	28.528	209.3	9:22:10.074
9	1:58.523 P	41.954	40.903	35.666	208.8	9:24:08.597

Lap D	Time	Sector 1	Sector 2	Sector 3	T. Spd	Elapsed
1	9:03:18.039	9:01:55.842	47.077	35.120		9:03:18.039
2	1:54.635	41.821	42.842	29.972	176.4	9:05:12.674
3	1:44.702	38.520	37.487	28.695	210.1	9:06:57.376
4	1:48.964	38.254	39.973	30.737	210.1	9:08:46.340
5	3:16.474 P	38.237	1:27.534	1:10.703	211.7	9:12:02.814
6	5:16.544	3:59.828	40.031	36.685		9:17:19.358
7	<b>1:44.452</b>	38.378	37.425	<b>28.649</b>	208.8	9:19:03.810
8	1:47.270	<b>38.173</b>	<b>37.339</b>	31.758	212.1	9:20:51.080
9	2:13.568 P	43.834	47.344	42.390	211.3	9:23:04.648

**26**

Joshua Dürksen

Tatuus F.4 T014 Abarth

**36**

Lorenzo Ferrari

Tatuus F.4 T014 Abarth

R

R

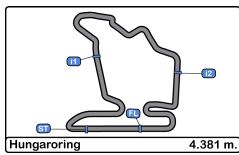
BWT Mucke Motorsport

Antonelli Motorsport

Lap D	Time	Sector 1	Sector 2	Sector 3	T. Spd	Elapsed
1	9:04:50.730	9:03:37.459	43.330	29.941		9:04:50.730
2	1:59.296	38.484	40.646	40.166	208.0	9:06:50.026
3	1:44.077	38.217	37.293	28.567	209.3	9:08:34.103
4	3:20.165 P	45.621	1:26.028	1:08.516	202.6	9:11:54.268
5	5:07.386	3:53.444	43.336	30.606		9:17:01.654
6	<b>1:43.746</b>	38.083	<b>37.058</b>	28.605	208.8	9:18:45.400
7	1:47.904	41.539	37.805	<b>28.560</b>	209.7	9:20:33.304
8	1:43.838	<b>37.987</b>	37.171	28.680	210.9	9:22:17.142
9	2:07.402 P	48.482	42.895	36.025	164.6	9:24:24.544

Lap D	Time	Sector 1	Sector 2	Sector 3	T. Spd	Elapsed
1	9:02:28.664	9:01:09.675	46.852	32.137		9:02:28.664
2	2:04.662	47.536	47.980	29.146	209.3	9:04:33.326
3	1:46.870	38.616	38.654	29.600	208.8	9:06:20.196
4	<b>1:44.441</b>	<b>38.236</b>	<b>37.503</b>	<b>28.702</b>	210.1	9:08:04.637
5	1:58.137 P	38.276	39.686	40.175	209.7	9:10:02.774
6	7:33.977	6:15.971	40.018	37.988		9:17:36.751
7	1:44.956	38.506	37.679	28.771	211.3	9:19:21.707
8	2:06.908 P	44.635	42.273	40.000	181.5	9:21:28.615





**Hungaroring**  
**F4 Italian Championship**  
**Qualifying - 1**  
**Lap Analysis**



**55**      Rooe Meyuhas      Tatuus F.4 T014 Abarth      **81**      Fabio Venditti      Tatuus F.4 T014 Abarth  
R      Cram Motorsport      Corbetta Racing

Lap D	Time	Sector 1	Sector 2	Sector 3	T. Spd	Elapsed	Lap D	Time	Sector 1	Sector 2	Sector 3	T. Spd	Elapsed
1	9:02:26.888	9:01:03.356	46.277	37.255		9:02:26.888	1	9:02:29.315	9:01:04.815	50.032	34.468		9:02:29.315
2	2:32.406	53.870	1:00.861	37.675	205.3	9:04:59.294	2	1:54.642	42.492	40.645	31.505	204.1	9:04:23.957
3	1:46.135	39.276	37.958	28.901	209.7	9:06:45.429	3	1:47.519	38.954	38.890	29.675	205.3	9:06:11.476
4	1:59.105	41.284	45.693	32.128	211.7	9:08:44.534	4	1:46.957	39.527	38.267	29.163	206.1	9:07:58.433
5	3:01.927 P	38.338	1:16.076	1:07.513	211.7	9:11:46.461	5	1:46.838	39.056	38.470	29.312	205.3	9:09:45.271
6	5:41.143	4:28.806	40.290	32.047		9:17:27.604	6	3:30.565 P	1:04.265	1:25.110	1:01.190	98.8	9:13:15.836
7	1:51.683	38.481	39.929	33.273	210.9	9:19:19.287	7	4:21.654	3:10.479	39.939	31.236		9:17:37.490
8	1:44.380	38.260	37.379	28.741	209.7	9:21:03.667	8	1:47.445	39.396	38.817	29.232	207.6	9:19:24.935
9	2:26.411 P	44.743	49.606	52.062	210.1	9:23:30.078	9	1:47.148	39.319	38.678	29.151	202.2	9:21:12.083

**57**      Mikhael Belov      Tatuus F.4 T014 Abarth      **84**      Francesco Simonazzi      Tatuus F.4 T014 Abarth  
R      Bhaitech Srl      Cram Motorsport

Lap D	Time	Sector 1	Sector 2	Sector 3	T. Spd	Elapsed	Lap D	Time	Sector 1	Sector 2	Sector 3	T. Spd	Elapsed
1	9:04:01.840	9:02:39.029	46.801	36.010		9:04:01.840	1	9:06:02.096	9:04:42.324	49.839	29.933		9:06:02.096
2	1:56.181	44.111	43.283	28.787	185.8	9:05:58.021	2	1:45.178	38.577	37.909	28.692	206.8	9:07:47.274
3	1:43.449	38.135	37.125	28.189	208.0	9:07:41.470	3	1:46.531	38.901	38.054	29.576	209.3	9:09:33.805
4	1:43.386	37.871	36.967	28.548	209.7	9:09:24.856	4	3:28.470 P	1:11.409	1:27.113	49.948	208.4	9:13:02.275
5	3:11.998 P	1:05.845	1:09.120	57.033	160.0	9:12:36.854	5	4:41.342	3:27.827	40.719	32.796		9:17:43.617
6	4:40.369	3:24.974	40.331	35.064		9:17:17.223	6	1:55.018	38.329	45.714	30.975	209.3	9:19:38.635
7	1:45.774	38.164	38.290	29.320	207.6	9:19:02.997	7	1:45.077	38.576	37.679	28.822	209.3	9:21:23.712
8	1:43.269	37.841	37.074	28.354	210.1	9:20:46.266	8	2:20.252 P	38.398	40.878	1:00.976	208.8	9:23:43.964
9	2:20.006 P	47.404	49.544	43.058	194.5	9:23:06.272							

**62**      Dennis Hauger      Tatuus F.4 T014 Abarth      **88**      Amna Al Qubaisi      Tatuus F.4 T014 Abarth  
R      Van Amersfoort Racing      Abu Dhabi Racing

Lap D	Time	Sector 1	Sector 2	Sector 3	T. Spd	Elapsed	Lap D	Time	Sector 1	Sector 2	Sector 3	T. Spd	Elapsed
1	9:04:31.846	9:03:09.761	46.524	35.561		9:04:31.846	1	9:02:56.875	9:01:37.569	45.153	34.153		9:02:56.875
2	2:09.759	47.561	46.062	36.136	159.7	9:06:41.605	2	1:49.580	39.449	40.199	29.932	204.5	9:04:46.455
3	2:02.321	48.419	43.198	30.704	189.4	9:08:43.926	3	1:49.636	39.673	40.355	29.608	207.6	9:06:36.091
4	3:14.910 P	38.052	1:26.364	1:10.494	209.7	9:11:58.836	4	1:45.474	38.558	38.110	28.806	207.6	9:08:21.565
5	5:05.180	3:53.139	41.511	30.530		9:17:04.016	5	2:23.078 P	38.272	38.547	1:06.259	208.8	9:10:44.643
6	1:43.340	38.050	37.015	28.275	209.7	9:18:47.356	6	6:28.490	5:08.081	44.676	35.733		9:17:13.133
7	1:43.063	37.891	36.899	28.273	210.9	9:20:30.419	7	1:45.349	38.842	37.730	28.777	208.0	9:18:58.482
8	1:42.896	37.799	36.799	28.298	210.9	9:22:13.315	8	1:44.517	38.277	37.601	28.639	208.4	9:20:42.999
9	1:57.353 P	42.130	38.697	36.526	210.1	9:24:10.668	9	2:39.049 P	48.647	59.673	50.729	209.3	9:23:22.048

**77**      Andrea Rosso      Tatuus F.4 T014 Abarth      **94**      Daniel Vebster      Tatuus F.4 T014 Abarth  
R      Antonelli Motorsport      Cram Motorsport

Lap D	Time	Sector 1	Sector 2	Sector 3	T. Spd	Elapsed	Lap D	Time	Sector 1	Sector 2	Sector 3	T. Spd	Elapsed
1	9:02:48.522	9:01:35.990	41.928	30.604		9:02:48.522	1	9:03:22.287	9:02:11.345	41.023	29.919		9:03:22.287
2	1:53.624	40.854	43.095	29.675	206.8	9:04:42.146	2	1:46.366	39.002	38.302	29.062	208.0	9:05:08.653
3	1:45.337	38.629	38.063	28.645	207.6	9:06:27.483	3	1:44.835	38.361	37.687	28.787	209.7	9:06:53.488
4	1:45.234	38.418	37.904	28.912	207.2	9:08:12.717	4	1:44.666	38.218	37.771	28.677	210.9	9:08:38.154
5	2:05.051 P	38.409	37.697	48.945	207.6	9:10:17.768	5	2:27.544 P	38.430	49.516	59.598	211.3	9:11:05.698
6	7:17.617	5:59.396	40.716	37.505		9:17:35.385	6	6:35.788	5:29.003	37.794	28.991		9:17:41.486
7	1:44.924	38.478	37.752	28.694	206.8	9:19:20.309	7	1:44.739	38.297	37.749	28.693	212.1	9:19:26.225
8	2:02.477 P	38.459	42.763	41.255	208.4	9:21:22.786	8	1:47.099	38.247	39.844	29.008	212.1	9:21:13.324
							9	2:34.265 P	40.637	48.358	1:05.270	193.8	9:23:47.589





Hungaroring  
F4 Italian Championship  
Qualifying - 1  
Lap Analysis



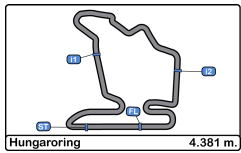
97 Roman Stanek Tatuus F.4 T014 Abarth  
R US Racing

Lap	D	Time	Sector 1	Sector 2	Sector 3	T. Spd	Elapsed
1		9:03:45.380	9:02:27.007	46.071	32.302		9:03:45.380
2		1:58.371	43.182	44.331	30.858	172.2	9:05:43.751
3		1:43.745	38.194	37.261	<u>28.290</u>	208.0	9:07:27.496
4		1:59.231	40.136	45.519	33.576	210.1	9:09:26.727
5		3:15.540 P	1:11.216	1:05.706	58.618	120.1	9:12:42.267
6		5:40.505	4:33.004	38.781	28.720		9:18:22.772
7		<u>1:43.260</u>	<u>38.036</u>	<u>36.929</u>	28.295	208.4	9:20:06.032
8		1:43.542	38.159	37.032	28.351	209.7	9:21:49.574
9		2:15.571 P	44.752	44.847	45.972	201.4	9:24:05.145

99 Erwin Zanotti Tatuus F.4 T014 Abarth  
R BWT Mucke Motorsport

Lap	D	Time	Sector 1	Sector 2	Sector 3	T. Spd	Elapsed
1		9:03:09.970	9:01:50.768	45.620	33.582		9:03:09.970
2		1:54.541	43.380	40.982	30.179	201.4	9:05:04.511
3		1:46.217	38.874	38.324	29.019	208.8	9:06:50.728
4		1:45.692	38.486	38.229	28.977	211.3	9:08:36.420
5		2:26.073 P	38.595	50.620	56.858	210.5	9:11:02.493
6		7:14.330	6:05.087	39.864	29.379		9:18:16.823
7		1:45.698	38.693	38.085	28.920	209.3	9:20:02.521
8		<u>1:45.100</u>	<u>38.414</u>	<u>37.895</u>	<u>28.791</u>	210.1	9:21:47.621
9		2:19.493 P	45.222	48.368	45.903	210.5	9:24:07.114

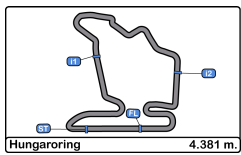




**Hungaroring**  
**F4 Italian Championship**  
**Qualifying - 1**  
**Best Sectors Results**



Sector - 1				Sector - 2				Sector - 3				Ideal Lap vs Best Lap			
Clas	Nº	Driver	Time	Nº	Driver	Time	Nº	Driver	Time	Clas	Nº	Driver	Ideal Lap	Best Lap	Clas
1	62	Dennis Hauger	37.799	5	Gianluca Petecof	36.750	57	Mikhael Belov	28.189	1	62	Dennis Hauger	1:42.871	1:42.896	1
2	57	Mikhael Belov	37.841	62	Dennis Hauger	36.799	5	Gianluca Petecof	28.197	2	5	Gianluca Petecof	1:42.871	1:42.968	2
3	4	Niklas Krütten	37.874	97	Roman Stanek	36.929	62	Dennis Hauger	28.273	3	57	Mikhael Belov	1:42.997	1:43.269	5
4	7	Paul Aron	37.879	7	Paul Aron	36.965	97	Roman Stanek	28.290	4	7	Paul Aron	1:43.222	1:43.223	3
5	5	Gianluca Petecof	37.924	57	Mikhael Belov	36.967	7	Paul Aron	28.378	5	97	Roman Stanek	1:43.255	1:43.260	4
6	26	Joshua Dürksen	37.987	26	Joshua Dürksen	37.058	11	Alessandro Famularo	28.393	6	4	Niklas Krütten	1:43.489	1:43.805	8
7	11	Alessandro Famularo	37.992	25	William Alatalo	37.116	4	Niklas Krütten	28.477	7	11	Alessandro Famularo	1:43.521	1:43.540	6
8	6	Ido Cohen	38.009	17	Jonny Edgar	37.125	25	William Alatalo	28.480	8	26	Joshua Dürksen	1:43.605	1:43.746	7
9	97	Roman Stanek	38.036	11	Alessandro Famularo	37.136	6	Ido Cohen	28.486	9	25	William Alatalo	1:43.798	1:43.846	9
10	8	Roy Lucas Allecco	38.090	4	Niklas Krütten	37.138	14	Nicola Marinangeli	28.503	10	6	Ido Cohen	1:43.850	1:43.850	10
11	10	Oliver Rasmussen	38.132	10	Oliver Rasmussen	37.236	10	Oliver Rasmussen	28.511	11	10	Oliver Rasmussen	1:43.879	1:43.879	11
12	17	Jonny Edgar	38.141	22	Umberto Laganella	37.253	26	Joshua Dürksen	28.560	12	17	Jonny Edgar	1:44.029	1:44.293	14
13	33	Jesse Salmenautio	38.173	23	Gregoire Saucy	37.313	16	Giorgio Carrara	28.576	13	8	Roy Lucas Allecco	1:44.139	1:44.139	12
14	16	Giorgio Carrara	38.188	33	Jesse Salmenautio	37.339	8	Roy Lucas Allecco	28.609	14	33	Jesse Salmenautio	1:44.161	1:44.452	18
15	25	William Alatalo	38.202	6	Ido Cohen	37.355	20	Ivan Berets	28.624	15	22	Umberto Laganella	1:44.197	1:44.408	16
16	94	Daniel Vebster	38.218	55	Roe Meyuhas	37.379	88	Amna Al Qubaisi	28.639	16	16	Giorgio Carrara	1:44.220	1:44.246	13
17	36	Lorenzo Ferrari	38.236	8	Roy Lucas Allecco	37.440	77	Andrea Rosso	28.645	17	55	Roe Meyuhas	1:44.380	1:44.380	15
18	20	Ivan Berets	38.248	16	Giorgio Carrara	37.456	33	Jesse Salmenautio	28.649	18	12	Filipe Ugran	1:44.393	1:45.003	26
19	12	Filipe Ugran	38.249	12	Filipe Ugran	37.491	12	Filipe Ugran	28.653	19	36	Lorenzo Ferrari	1:44.441	1:44.441	17
20	55	Roe Meyuhas	38.260	36	Lorenzo Ferrari	37.503	22	Umberto Laganella	28.663	20	20	Ivan Berets	1:44.498	1:44.498	19
21	88	Amna Al Qubaisi	38.272	21	Axel Gnos	37.549	94	Daniel Vebster	28.677	21	23	Gregoire Saucy	1:44.506	1:44.537	21
22	22	Umberto Laganella	38.281	88	Amna Al Qubaisi	37.601	84	Francesco Simonazzi	28.692	22	88	Amna Al Qubaisi	1:44.512	1:44.517	20
23	84	Francesco Simonazzi	38.329	20	Ivan Berets	37.626	36	Lorenzo Ferrari	28.702	23	94	Daniel Vebster	1:44.582	1:44.666	22
24	23	Gregoire Saucy	38.404	84	Francesco Simonazzi	37.679	21	Axel Gnos	28.708	24	14	Nicola Marinangeli	1:44.650	1:44.983	25
25	77	Andrea Rosso	38.409	94	Daniel Vebster	37.687	55	Roe Meyuhas	28.741	25	84	Francesco Simonazzi	1:44.700	1:45.077	27
26	99	Erwin Zanotti	38.414	14	Nicola Marinangeli	37.692	2	Nico Göhler	28.762	26	21	Axel Gnos	1:44.730	1:44.798	23
27	14	Nicola Marinangeli	38.455	77	Andrea Rosso	37.697	17	Jonny Edgar	28.763	27	77	Andrea Rosso	1:44.751	1:44.924	24
28	18	Emidio Pesce	38.470	18	Emidio Pesce	37.740	23	Gregoire Saucy	28.789	28	99	Erwin Zanotti	1:45.100	1:45.100	28
29	21	Axel Gnos	38.473	29	Emilio Cipriani	37.759	99	Erwin Zanotti	28.791	29	2	Nico Göhler	1:45.147	1:45.352	29
30	2	Nico Göhler	38.487	99	Erwin Zanotti	37.895	29	Emilio Cipriani	28.869	30	18	Emidio Pesce	1:45.149	1:45.368	30
31	24	Laszlo Toth	38.690	2	Nico Göhler	37.898	18	Emidio Pesce	28.939	31	29	Emilio Cipriani	1:45.395	1:45.395	31
32	28	Sebastian Freymuth	38.743	28	Sebastian Freymuth	38.069	24	Laszlo Toth	28.939	32	28	Sebastian Freymuth	1:46.006	1:46.237	32
33	29	Emilio Cipriani	38.767	81	Fabio Venditti	38.267	81	Fabio Venditti	29.151	33	24	Laszlo Toth	1:46.151	1:46.512	33
34	81	Fabio Venditti	38.954	24	Laszlo Toth	38.522	28	Sebastian Freymuth	29.194	34	81	Fabio Venditti	1:46.372	1:46.957	34



# Hungaroring

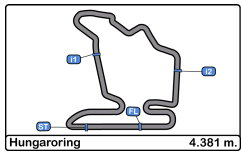
## F4 Italian Championship

### Qualifying - 1

#### Best 5 Lap Times



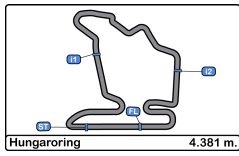
Cls	N°	Driver	Nat	Competitor	Nat			Best 1		Best 2		Best 3		Best 4		Best 5	
								Time	Lap	Time	Lap	Time	Lap	Time	Lap	Time	Lap
1	62	Dennis Hauger	NOR	Van Amersfoort Racing	NDL			1:42.896	8	1:43.063	7	1:43.340	6	1:57.353	9	2:02.321	3
2	5	Gianluca Petecof	BRA	Prema Powerteam	ITA			1:42.968	8	1:43.320	4	1:43.512	7	1:43.615	3	1:56.462	2
3	7	Paul Aron	EST	Prema Powerteam	ITA	R	1	1:43.223	4	1:43.657	7	1:43.861	8	1:43.993	3	1:57.991	2
4	97	Roman Stanek	CZE	US Racing	DEU	R	2	1:43.260	7	1:43.542	8	1:43.745	3	1:58.371	2	1:59.231	4
5	57	Mikhael Belov	RUS	Bhaitech Srl	ITA			1:43.269	8	1:43.386	4	1:43.449	3	1:45.774	7	1:56.181	2
6	11	Alessandro Famularo	VEN	Prema Powerteam	ITA			1:43.540	8	1:43.920	3	1:44.153	7	2:00.027	2	2:32.466	9
7	26	Joshua Dürksen	PRY	BWT Mucke Motorsport	DEU	R	3	1:43.746	6	1:43.838	8	1:44.077	3	1:47.904	7	1:59.296	2
8	4	Niklas Krütten	DEU	Van Amersfoort Racing	NDL			1:43.805	6	1:43.859	7	1:55.331	3	2:08.454	2	2:10.228	8
9	25	William Alatalo	FIN	BWT Mucke Motorsport	DEU			1:43.846	8	1:44.046	6	1:44.050	7	1:47.487	3	1:57.485	2
10	6	Ido Cohen	ISR	Van Amersfoort Racing	NDL			1:43.850	4	1:44.494	8	1:46.043	3	1:55.385	7	1:55.622	2
11	10	Oliver Rasmussen	DNK	Prema Powerteam	ITA			1:43.879	8	1:44.433	7	1:44.475	3	1:44.560	4	1:55.247	2
12	8	Roy Lucas Allecco	DEU	Van Amersfoort Racing	NDL			1:44.139	8	1:44.482	7	1:44.864	4	1:57.495	2	2:00.825	3
13	16	Giorgio Carrara	ARG	Jenzer Motorsport	CHE			1:44.246	4	1:44.829	8	1:45.617	7	1:55.353	3	2:00.251	2
14	17	Jonny Edgar	GBR	Jenzer Motorsport	CHE	R	4	1:44.293	4	1:44.614	7	1:45.108	8	1:45.910	3	2:01.639	2
15	55	Roe Meyuhas	ISR	Cram Motorsport	ITA	R	5	1:44.380	8	1:46.135	3	1:51.683	7	1:59.105	4	2:26.411	9
16	22	Umberto Laganella	ITA	Bhaitech Srl	ITA			1:44.408	8	1:44.468	4	1:45.377	3	1:46.929	7	2:20.639	9
17	36	Lorenzo Ferrari	ITA	Antonelli Motorsport	ITA	R	6	1:44.441	4	1:44.956	7	1:46.870	3	2:04.662	2	2:06.908	8
18	33	Jesse Salmenautio	FIN	DRZ Benelli ASD	ITA			1:44.452	7	1:44.702	3	1:47.270	8	1:48.964	4	1:54.635	2
19	20	Ivan Berets	RUS	DRZ Benelli ASD	ITA			1:44.498	8	1:44.818	7	1:45.822	3	2:06.501	4	2:08.060	9
20	88	Amna Al Qubaisi	UAE	Abu Dhabi Racing	UAE			1:44.517	8	1:45.349	7	1:45.474	4	1:49.580	2	1:49.636	3
21	23	Gregoire Saucy	CHE	R-ace GP	FRA			1:44.537	6	1:47.424	3	1:51.376	7	1:56.157	2	6:37.700	5
22	94	Daniel Vebster	SW	Cram Motorsport	ITA	R	7	1:44.666	4	1:44.739	7	1:44.835	3	1:46.366	2	1:47.099	8
23	21	Axel Gnos	CHE	Jenzer Motorsport	CHE	R	8	1:44.798	9	1:45.315	4	1:45.418	8	1:48.900	3	1:49.223	2
24	77	Andrea Rosso	ITA	Antonelli Motorsport	ITA	R	9	1:44.924	7	1:45.234	4	1:45.337	3	1:53.624	2	2:02.477	8
25	14	Nicola Marinangeli	ITA	Bhaitech Srl	ITA	R	10	1:44.983	4	1:45.851	8	1:46.665	3	1:51.068	7	2:05.495	2
26	12	Filipe Ugran	ROU	BVM Racing	ITA	R	11	1:45.003	7	1:45.191	8	1:45.308	3	1:45.562	4	2:11.881	2
27	84	Francesco Simonazzi	ITA	Cram Motorsport	ITA	R	12	1:45.077	7	1:45.178	2	1:55.018	6	2:20.252	8	3:28.470	4
28	99	Erwin Zanotti	ITA	BWT Mucke Motorsport	DEU	R	13	1:45.100	8	1:45.692	4	1:45.698	7	1:46.217	3	1:54.541	2
29	2	Nico Göhler	DEU	BWT Mucke Motorsport	DEU	R	14	1:45.352	8	1:45.458	7	1:45.733	4	1:46.134	3	1:47.187	2
30	18	Emidio Pesce	ITA	Jenzer Motorsport	CHE	R	15	1:45.368	9	1:45.443	8	1:46.110	4	1:47.550	3	1:52.339	2
31	29	Emilio Cipriani	VEN	Cram Motorsport	ITA			1:45.395	4	1:46.997	3	1:57.529	2				
32	28	Sebastian Freymuth	DEU	AS Motorsport	SVN	R	16	1:46.237	9	1:46.406	4	1:47.216	3	1:50.083	8	1:52.848	2
33	24	Laszlo Toth	HUN	R-ace GP	FRA			1:46.512	4	1:46.874	8	1:47.488	3	1:49.136	2	1:56.269	7
34	81	Fabio Venditti	ITA	Corbetta Racing	ITA			1:46.957	4	1:47.148	9	1:47.445	8	1:47.519	3	1:54.642	2



**Hungaroring**  
**F4 Italian Championship**  
**Qualifying - 1**  
**Best 5 Top Speeds**



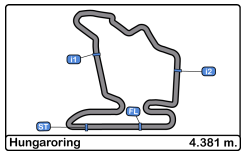
Cls	N°	Driver	Nat	Competitor	Nat			Top 1		Top 2		Top 3		Top 4		Top 5		Avg
								Km/h	Lap	Km/h	Lap	Km/h	Lap	Km/h	Lap	Km/h	Lap	
1	7	Paul Aron	EST	Prema Powerteam	ITA	R	1	213.4	9	212.1	8	210.9	4	210.9	5	210.1	3	211.5
2	17	Jonny Edgar	GBR	Jenzer Motorsport	CHE	R	2	213.0	8	209.3	7	208.8	4	207.6	3	204.1	2	208.6
3	8	Roy Lucas Allecco	DEU	Van Amersfoort Racing	NDL			212.1	5	211.3	8	210.9	9	210.5	7	209.3	4	210.8
4	33	Jesse Salmenautio	FIN	DRZ Benelli ASD	ITA			212.1	8	211.7	5	211.3	9	210.1	3	210.1	4	211.1
5	94	Daniel Vebster	SW	Cram Motorsport	ITA	R	3	212.1	7	212.1	8	211.3	5	210.9	4	209.7	3	211.2
6	4	Niklas Krütten	DEU	Van Amersfoort Racing	NDL			211.7	7	209.3	4	208.4	6	197.0	3	191.4	2	203.6
7	11	Alessandro Famularo	VEN	Prema Powerteam	ITA			211.7	8	211.3	4	211.3	9	209.7	3	209.7	7	210.7
8	55	Roe Mejuhas	ISR	Cram Motorsport	ITA	R	4	211.7	4	211.7	5	210.9	7	210.1	9	209.7	3	210.8
9	20	Ivan Berets	RUS	DRZ Benelli ASD	ITA			211.3	7	210.5	8	209.7	9	208.8	5	207.2	3	209.5
10	36	Lorenzo Ferrari	ITA	Antonelli Motorsport	ITA	R	5	211.3	7	210.1	4	209.7	5	209.3	2	208.8	3	209.8
11	99	Erwin Zanotti	ITA	BWT Mucke Motorsport	DEU	R	6	211.3	4	210.5	5	210.5	9	210.1	8	209.3	7	210.3
12	5	Gianluca Petecof	BRA	Prema Powerteam	ITA			210.9	8	210.9	9	210.1	4	210.1	5	208.8	3	210.2
13	6	Ido Cohen	ISR	Van Amersfoort Racing	NDL			210.9	5	210.9	9	210.5	4	210.5	7	210.1	8	210.6
14	16	Giorgio Carrara	ARG	Jenzer Motorsport	CHE			210.9	5	210.1	8	209.7	4	209.3	7	208.0	9	209.6
15	26	Joshua Dürksen	PRY	BWT Mucke Motorsport	DEU	R	7	210.9	8	209.7	7	209.3	3	208.8	6	208.0	2	209.3
16	62	Dennis Hauger	NOR	Van Amersfoort Racing	NDL			210.9	7	210.9	8	210.1	9	209.7	4	209.7	6	210.2
17	12	Filipe Ugran	ROU	BVM Racing	ITA	R	8	210.5	8	208.4	4	208.4	5	207.6	2	207.6	3	208.5
18	2	Nico Göhler	DEU	BWT Mucke Motorsport	DEU	R	9	210.1	4	209.7	3	208.8	8	208.0	5	208.0	7	208.9
19	10	Oliver Rasmussen	DNK	Prema Powerteam	ITA			210.1	8	210.1	9	209.3	7	208.8	4	208.4	5	209.3
20	21	Axel Gnos	CHE	Jenzer Motorsport	CHE	R	10	210.1	10	209.7	9	208.8	4	208.8	5	208.0	3	209.1
21	22	Umberto Laganella	ITA	Bhaitech Srl	ITA			210.1	5	210.1	9	209.3	8	208.8	4	208.4	7	209.3
22	57	Mikhael Belov	RUS	Bhaitech Srl	ITA			210.1	8	209.7	4	208.0	3	207.6	7	194.5	9	206.0
23	97	Roman Stanek	CZE	US Racing	DEU	R	11	210.1	4	209.7	8	208.4	7	208.0	3	201.4	9	207.5
24	29	Emilio Cipriani	VEN	Cram Motorsport	ITA			209.7	4	208.4	3	208.0	5	178.5	2			201.2
25	18	Emidio Pesce	ITA	Jenzer Motorsport	CHE	R	12	209.3	5	208.4	10	208.0	4	208.0	8	208.0	9	208.4
26	25	William Alatalo	FIN	BWT Mucke Motorsport	DEU			209.3	3	209.3	8	208.8	7	208.8	9	208.4	4	208.9
27	84	Francesco Simonazzi	ITA	Cram Motorsport	ITA	R	13	209.3	3	209.3	6	209.3	7	208.8	8	208.4	4	209.0
28	88	Amna Al Qubaisi	UAE	Abu Dhabi Racing	UAE			209.3	9	208.8	5	208.4	8	208.0	7	207.6	3	208.4
29	14	Nicola Marinangeli	ITA	Bhaitech Srl	ITA	R	14	208.8	8	208.4	5	207.2	7	206.8	3	206.8	4	207.6
30	23	Gregoire Saucy	CHE	R-ace GP	FRA			208.8	4	208.0	6	208.0	7	207.2	3	187.5	2	203.9
31	28	Sebastian Freymuth	DEU	AS Motorsport	SVN	R	15	208.8	9	208.0	10	207.2	4	207.2	8	206.5	2	207.6
32	24	Laszlo Toth	HUN	R-ace GP	FRA			208.4	7	206.8	5	206.8	8	206.5	3	206.5	9	207.0
33	77	Andrea Rosso	ITA	Antonelli Motorsport	ITA	R	16	208.4	8	207.6	3	207.6	5	207.2	4	206.8	2	207.6
34	81	Fabio Venditti	ITA	Corbetta Racing	ITA			207.6	8	206.1	4	205.3	3	205.3	5	204.1	2	205.7



**Hungaroring**  
**F4 Italian Championship**  
**Qualifying - 1**  
**Fastest Laps Sequence**



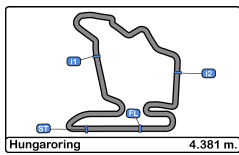
Lap	Time of Day	Session Time	Nº	Driver	Nat	Competitor	Nat		Time	Km/h
2	9:04:05.506	4:05.506	18	Emidio Pesce	ITA	Jenzer Motorsport	CHE	R	1:52.339	140.3
2	9:04:10.515	4:10.515	21	Axel Gnos	CHE	Jenzer Motorsport	CHE	R	1:49.223	144.3
2	9:05:00.256	5:00.256	2	Nico Göhler	DEU	BWT Mucke Motorsport	DEU	R	1:47.187	147.1
2	9:05:08.653	5:08.653	94	Daniel Vebster	SWE	Cram Motorsport	ITA	R	1:46.366	148.2
3	9:06:08.678	6:08.678	17	Jonny Edgar	GBR	Jenzer Motorsport	CHE	R	1:45.910	148.9
3	9:06:25.282	6:25.282	12	Filipe Ugran	ROU	BVM Racing	ITA	R	1:45.308	149.7
3	9:06:53.488	6:53.488	94	Daniel Vebster	SWE	Cram Motorsport	ITA	R	1:44.835	150.4
3	9:06:57.376	6:57.376	33	Jesse Salmenautio	FIN	DRZ Benelli ASD	ITA		1:44.702	150.6
3	9:07:20.282	7:20.282	5	Gianluca Petecof	BRA	Prema Powerteam	ITA		1:43.615	152.2
3	9:07:41.470	7:41.470	57	Mikhael Belov	RUS	Bhaitech Srl	ITA		1:43.449	152.4
4	9:09:03.602	9:03.602	5	Gianluca Petecof	BRA	Prema Powerteam	ITA		1:43.320	152.6
4	9:09:08.286	9:08.286	7	Paul Aron	EST	Prema Powerteam	ITA	R	1:43.223	152.7
7	9:20:30.419	20:30.419	62	Dennis Hauger	NOR	Van Amersfoort Racing	NDL		1:43.063	153.0
8	9:20:36.310	20:36.310	5	Gianluca Petecof	BRA	Prema Powerteam	ITA		1:42.968	153.1
8	9:22:13.315	22:13.315	62	Dennis Hauger	NOR	Van Amersfoort Racing	NDL		1:42.896	153.2



**Hungaroring**  
**F4 Italian Championship**  
**Qualifying - 1**  
**Event Best Maximum Speed**



Nº	Driver	Nat	Competitor	Nat		Km/h	Session
7	Paul Aron	EST	Prema Powerteam	ITA	R	213.4	Qualifying - 1
17	Jonny Edgar	GBR	Jenzer Motorsport	CHE	R	213.0	Qualifying - 1
8	Roy Lucas Allecco	DEU	Van Amersfoort Racing	NDL		212.1	Qualifying - 1
94	Daniel Vebster	SWE	Cram Motorsport	ITA	R	212.1	Qualifying - 1
33	Jesse Salmenautio	FIN	DRZ Benelli ASD	ITA		212.1	Qualifying - 1
55	Roe Meyuhas	ISR	Cram Motorsport	ITA	R	211.7	Qualifying - 1
4	Niklas Krütten	DEU	Van Amersfoort Racing	NDL		211.7	Qualifying - 1
11	Alessandro Famularo	VEN	Prema Powerteam	ITA		211.7	Qualifying - 1
99	Erwin Zanotti	ITA	BWT Mucke Motorsport	DEU	R	211.3	Qualifying - 1
20	Ivan Berets	RUS	DRZ Benelli ASD	ITA		211.3	Qualifying - 1
36	Lorenzo Ferrari	ITA	Antonelli Motorsport	ITA	R	211.3	Qualifying - 1
16	Giorgio Carrara	ARG	Jenzer Motorsport	CHE		210.9	Qualifying - 1
6	Ido Cohen	ISR	Van Amersfoort Racing	NDL		210.9	Qualifying - 1
62	Dennis Hauger	NOR	Van Amersfoort Racing	NDL		210.9	Qualifying - 1
5	Gianluca Petecof	BRA	Prema Powerteam	ITA		210.9	Qualifying - 1
26	Joshua Dürksen	PRY	BWT Mucke Motorsport	DEU	R	210.9	Qualifying - 1
12	Filipe Ugran	ROU	BVM Racing	ITA	R	210.5	Qualifying - 1
10	Oliver Rasmussen	DNK	Prema Powerteam	ITA		210.1	Free Practice - 1
2	Nico Göhler	DEU	BWT Mucke Motorsport	DEU	R	210.1	Qualifying - 1
97	Roman Stanek	CZE	US Racing	DEU	R	210.1	Qualifying - 1
22	Umberto Laganella	ITA	Bhaitech Srl	ITA		210.1	Qualifying - 1
57	Mikhael Belov	RUS	Bhaitech Srl	ITA		210.1	Qualifying - 1
21	Axel Gnos	CHE	Jenzer Motorsport	CHE	R	210.1	Qualifying - 1
29	Emilio Cipriani	VEN	Cram Motorsport	ITA		209.7	Qualifying - 1
25	William Alatalo	FIN	BWT Mucke Motorsport	DEU		209.3	Free Practice - 1
18	Emidio Pesce	ITA	Jenzer Motorsport	CHE	R	209.3	Qualifying - 1
84	Francesco Simonazzi	ITA	Cram Motorsport	ITA	R	209.3	Qualifying - 1
88	Amna Al Qubaisi	UAE	Abu Dhabi Racing	UAE		209.3	Qualifying - 1
23	Gregoire Saucy	CHE	R-ace GP	FRA		208.8	Qualifying - 1
14	Nicola Marinangeli	ITA	Bhaitech Srl	ITA	R	208.8	Qualifying - 1
28	Sebastian Freymuth	DEU	AS Motorsport	SVN	R	208.8	Qualifying - 1
24	Laszlo Toth	HUN	R-ace GP	FRA		208.4	Qualifying - 1
77	Andrea Rosso	ITA	Antonelli Motorsport	ITA	R	208.4	Qualifying - 1
31	Pietro Delli Guanti	ITA	BVM Racing	ITA	R	207.6	Free Practice - 1
81	Fabio Venditti	ITA	Corbetta Racing	ITA		207.6	Qualifying - 1



# Hungaroring

## F4 Italian Championship

### Qualifying - 1

#### Pit Stop Analysis



**2** Nico Göhler R BWT Mucke Motorsport  
Tatuus F.4 T014 Abarth

Nr.	In Day Time	In Time	Out Time	Pit Time	T. Pit Time	Handicap	Penalty
1	9:10:57.709	9:10:57.709	9:16:24.567	5:26.858	5:26.858		

**4** Niklas Krütten Van Amersfoort Racing  
Tatuus F.4 T014 Abarth

Nr.	In Day Time	In Time	Out Time	Pit Time	T. Pit Time	Handicap	Penalty
1	9:10:32.053	9:10:32.053	9:15:19.654	4:47.601	4:47.601		

**5** Gianluca Petecof Prema Powerteam  
Tatuus F.4 T014 Abarth

Nr.	In Day Time	In Time	Out Time	Pit Time	T. Pit Time	Handicap	Penalty
1	9:12:08.548	9:12:08.548	9:15:09.369	3:00.821	3:00.821		

**6** Ido Cohen Van Amersfoort Racing  
Tatuus F.4 T014 Abarth

Nr.	In Day Time	In Time	Out Time	Pit Time	T. Pit Time	Handicap	Penalty
1	9:12:31.978	9:12:31.978	9:15:18.631	2:46.653	2:46.653		

**7** Paul Aron R Prema Powerteam  
Tatuus F.4 T014 Abarth

Nr.	In Day Time	In Time	Out Time	Pit Time	T. Pit Time	Handicap	Penalty
1	9:12:10.301	9:12:10.301	9:15:08.286	2:57.985	2:57.985		

**8** Roy Lucas Allecco Van Amersfoort Racing  
Tatuus F.4 T014 Abarth

Nr.	In Day Time	In Time	Out Time	Pit Time	T. Pit Time	Handicap	Penalty
1	9:12:01.968	9:12:01.968	9:15:13.588	3:11.620	3:11.620		

**10** Oliver Rasmussen Prema Powerteam  
Tatuus F.4 T014 Abarth

Nr.	In Day Time	In Time	Out Time	Pit Time	T. Pit Time	Handicap	Penalty
1	9:12:11.987	9:12:11.987	9:15:10.251	2:58.264	2:58.264		

**11** Alessandro Famularo Prema Powerteam  
Tatuus F.4 T014 Abarth

Nr.	In Day Time	In Time	Out Time	Pit Time	T. Pit Time	Handicap	Penalty
1	9:13:09.203	9:13:09.203	9:15:51.379	2:42.176	2:42.176		

**12** Filipe Ugran R BVM Racing  
Tatuus F.4 T014 Abarth

Nr.	In Day Time	In Time	Out Time	Pit Time	T. Pit Time	Handicap	Penalty
1	9:10:06.040	9:10:06.040	9:15:47.474	5:41.434	5:41.434		

**14** Nicola Marinangeli R Bhaitech Srl  
Tatuus F.4 T014 Abarth

Nr.	In Day Time	In Time	Out Time	Pit Time	T. Pit Time	Handicap	Penalty
1	9:10:02.267	9:10:02.267	9:15:22.935	5:20.668	5:20.668		

**16** Giorgio Carrara Jenzer Motorsport  
Tatuus F.4 T014 Abarth

Nr.	In Day Time	In Time	Out Time	Pit Time	T. Pit Time	Handicap	Penalty
1	9:09:58.096	9:09:58.096	9:15:29.072	5:30.976	5:30.976		

**17** Jonny Edgar R Jenzer Motorsport  
Tatuus F.4 T014 Abarth

Nr.	In Day Time	In Time	Out Time	Pit Time	T. Pit Time	Handicap	Penalty
1	9:10:18.315	9:10:18.315	9:15:32.318	5:14.003	5:14.003		

**18** Emidio Pesce R Jenzer Motorsport  
Tatuus F.4 T014 Abarth

Nr.	In Day Time	In Time	Out Time	Pit Time	T. Pit Time	Handicap	Penalty
1	9:12:42.233	9:12:42.233	9:15:30.115	2:47.882	2:47.882		

**20** Ivan Berets DRZ Benelli ASD  
Tatuus F.4 T014 Abarth

Nr.	In Day Time	In Time	Out Time	Pit Time	T. Pit Time	Handicap	Penalty
1	9:12:03.768	9:12:03.768	9:15:23.938	3:20.170	3:20.170		

**21** Axel Gnos R Jenzer Motorsport  
Tatuus F.4 T014 Abarth

Nr.	In Day Time	In Time	Out Time	Pit Time	T. Pit Time	Handicap	Penalty
1	9:12:44.923	9:12:44.923	9:15:33.689	2:48.766	2:48.766		

**22** Umberto Laganella Bhaitech Srl  
Tatuus F.4 T014 Abarth

Nr.	In Day Time	In Time	Out Time	Pit Time	T. Pit Time	Handicap	Penalty
1	9:11:48.246	9:11:48.246	9:15:21.980	3:33.734	3:33.734		

**23** Gregoire Saucy R-ace GP  
Tatuus F.4 T014 Abarth

Nr.	In Day Time	In Time	Out Time	Pit Time	T. Pit Time	Handicap	Penalty
1	9:10:51.663	9:10:51.663	9:15:34.552	4:42.889	4:42.889		

**24** Laszlo Toth R-ace GP  
Tatuus F.4 T014 Abarth

Nr.	In Day Time	In Time	Out Time	Pit Time	T. Pit Time	Handicap	Penalty
1	9:12:06.009	9:12:06.009	9:15:41.334	3:35.325	3:35.325		

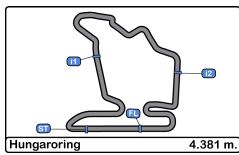
**25** William Alatalo BWT Mucke Motorsport  
Tatuus F.4 T014 Abarth

Nr.	In Day Time	In Time	Out Time	Pit Time	T. Pit Time	Handicap	Penalty
1	9:10:53.592	9:10:53.592	9:11:30.624	37.032	37.032		

**26** Joshua Dürksen R BWT Mucke Motorsport  
Tatuus F.4 T014 Abarth

Nr.	In Day Time	In Time	Out Time	Pit Time	T. Pit Time	Handicap	Penalty
1	9:11:51.434	9:11:51.434	9:15:05.210	3:13.776	3:13.776		





# Hungaroring

## F4 Italian Championship

### Qualifying - 1

#### Pit Stop Analysis



**28** Sebastian Freymuth R AS Motorsport  
Tatuus F.4 T014 Abarth

Nr.	In Day Time	In Time	Out Time	Pit Time	T. Pit Time	Handicap	Penalty
1	9:13:00.872	9:13:00.872	9:15:45.757	2:44.885	2:44.885		

**33** Jesse Salmenautio DRZ Benelli ASD  
Tatuus F.4 T014 Abarth

Nr.	In Day Time	In Time	Out Time	Pit Time	T. Pit Time	Handicap	Penalty
1	9:12:00.047	9:12:00.047	9:15:25.170	3:25.123	3:25.123		

**36** Lorenzo Ferrari R Antonelli Motorsport  
Tatuus F.4 T014 Abarth

Nr.	In Day Time	In Time	Out Time	Pit Time	T. Pit Time	Handicap	Penalty
1	9:10:00.139	9:10:00.139	9:15:39.695	5:39.556	5:39.556		

**55** Rooe Meyuhas R Cram Motorsport  
Tatuus F.4 T014 Abarth

Nr.	In Day Time	In Time	Out Time	Pit Time	T. Pit Time	Handicap	Penalty
1	9:11:43.796	9:11:43.796	9:15:35.593	3:51.797	3:51.797		

**57** Mikhael Belov Bhaitech Srl  
Tatuus F.4 T014 Abarth

Nr.	In Day Time	In Time	Out Time	Pit Time	T. Pit Time	Handicap	Penalty
1	9:12:33.650	9:12:33.650	9:15:20.694	2:47.044	2:47.044		

**62** Dennis Hauger Van Amersfoort Racing  
Tatuus F.4 T014 Abarth

Nr.	In Day Time	In Time	Out Time	Pit Time	T. Pit Time	Handicap	Penalty
1	9:11:56.048	9:11:56.048	9:15:12.180	3:16.132	3:16.132		

**77** Andrea Rosso R Antonelli Motorsport  
Tatuus F.4 T014 Abarth

Nr.	In Day Time	In Time	Out Time	Pit Time	T. Pit Time	Handicap	Penalty
1	9:10:15.176	9:10:15.176	9:15:37.726	5:22.550	5:22.550		

**81** Fabio Venditti Corbetta Racing  
Tatuus F.4 T014 Abarth

Nr.	In Day Time	In Time	Out Time	Pit Time	T. Pit Time	Handicap	Penalty
1	9:13:13.103	9:13:13.103	9:15:48.893	2:35.790	2:35.790		

**84** Francesco Simonazzi R Cram Motorsport  
Tatuus F.4 T014 Abarth

Nr.	In Day Time	In Time	Out Time	Pit Time	T. Pit Time	Handicap	Penalty
1	9:12:59.548	9:12:59.548	9:15:44.909	2:45.361	2:45.361		

**88** Amna Al Qubaisi Abu Dhabi Racing  
Tatuus F.4 T014 Abarth

Nr.	In Day Time	In Time	Out Time	Pit Time	T. Pit Time	Handicap	Penalty
1	9:10:40.505	9:10:40.505	9:15:11.120	4:30.615	4:30.615		

**94** Daniel Vebster R Cram Motorsport  
Tatuus F.4 T014 Abarth

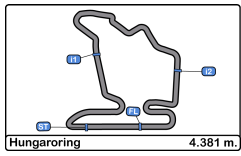
Nr.	In Day Time	In Time	Out Time	Pit Time	T. Pit Time	Handicap	Penalty
1	9:11:01.492	9:11:01.492	9:15:43.195	4:41.703	4:41.703		

**97** Roman Stanek R US Racing  
Tatuus F.4 T014 Abarth

Nr.	In Day Time	In Time	Out Time	Pit Time	T. Pit Time	Handicap	Penalty
1	9:12:38.932	9:12:38.932	9:16:37.933	3:59.001	3:59.001		

**99** Erwin Zanotti R BWT Mucke Motorsport  
Tatuus F.4 T014 Abarth

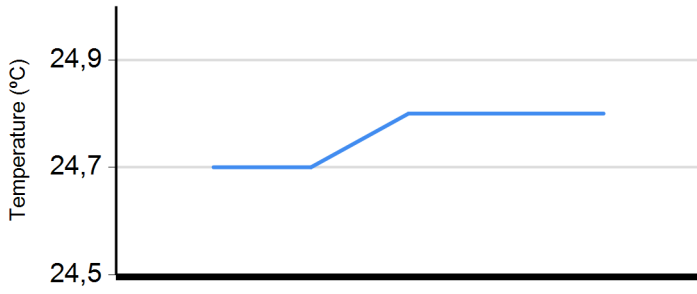
Nr.	In Day Time	In Time	Out Time	Pit Time	T. Pit Time	Handicap	Penalty
1	9:10:59.241	9:10:59.241	9:16:28.761	5:29.520	5:29.520		



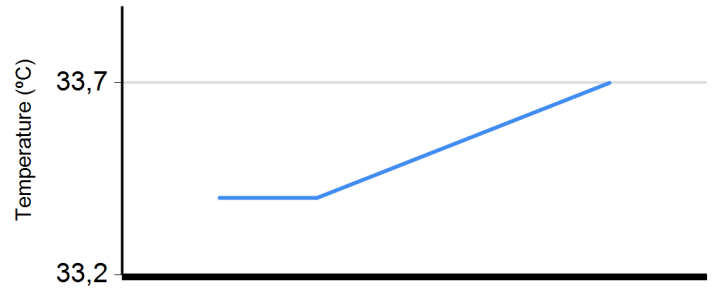
**Hungaroring**  
**F4 Italian Championship**  
**Qualifying - 1**  
**Weather Report**



**Air Temperature**

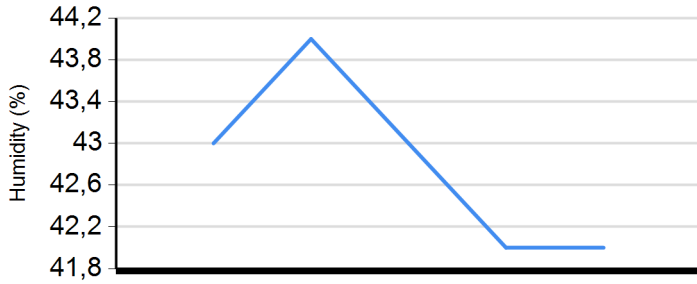


**Track Temperature**



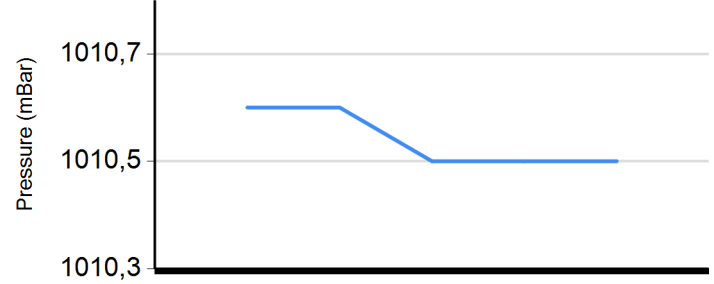
Session Time

**Humidity**



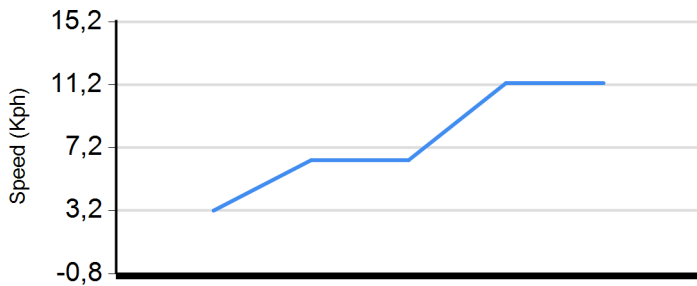
Session Time

**Pressure**



Session Time

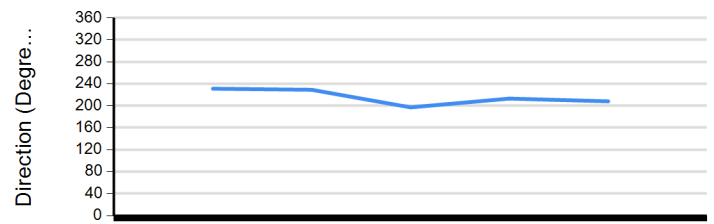
**Wind Speed**



Session Time

**Wind direction**

North = 0°/360° Est = 90° South = 180° West = 270°



Session Time

Session Time

