

Hungaroring
Formula Regional European Char
Race - 1



Provisional Results


Cls	Nº	Driver	Nat	Competitor	Nat	Cls	Laps	Total Time	Gap	Interval	Km/h	Best	Time	Km/h	
1	2	Frederik Vesti	DNK	Prema Powerteam	ITA	R	1	19	32:18.439			154.5	15	1:41.258	155.7
2	74	Enzo Fittipaldi	BRA	Prema Powerteam	ITA	R	2	19	32:21.809	3.370	3.370	154.3	16	1:41.469	155.4
3	64	Olli Caldwell	GBR	Prema Powerteam	ITA	R	3	19	32:25.257	6.818	3.448	154.0	15	1:41.644	155.1
4	28	Marcos Siebert	ARG	US Racing	DEU		19	32:29.448	11.009	4.191	153.7	16	1:41.675	155.1	
5	17	Igor Fraga	BRA	DR Formula	PRT		19	32:31.550	13.111	2.102	153.5	14	1:41.927	154.7	
6	27	David Schumacher	DEU	US Racing	DEU	R	4	19	32:32.140	13.701	0.590	153.5	9	1:41.937	154.7
7	99	Sophia Flörsch	DEU	Van Amersfoort Racing	NDL		19	32:32.676	14.237	0.536	153.4	15	1:41.958	154.6	
8	41	Raul Guzman	MEX	DR Formula	PRT	R	5	19	32:33.764	15.325	1.088	153.3	16	1:41.986	154.6
9	46	Isac Blomqvist	SW	Kic Motorsport	FIN	R	6	19	32:35.618	17.179	1.854	153.2	11	1:41.910	154.7
10	10	Konsta Lappalainen	FIN	Kic Motorsport	FIN	R	7	19	32:46.579	28.140	10.961	152.3	11	1:42.355	154.0
11	25	Alexandre Bardinon	FRA	Van Amersfoort Racing	FRA		19	32:51.125	32.686	4.546	152.0	16	1:42.208	154.3	
12	95	Tom Beckhäuser	CZE	Technorace A.S.D	ITA	R	8	19	33:00.726	42.287	9.601	151.2	15	1:42.558	153.7
13	7	Scolari Sharon	CHE	Scorace Team	CHE		18	32:27.275	1 Lap	1 Lap	145.7	9	1:45.797	149.0	

Fastest lap Frederik Vesti in 1:41.258 at 155.8 Km/h in lap 15

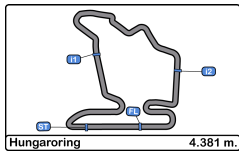
5 SEC PENALTY 95 - NO RESPECT STARTING PROCEDURE ADDED TO RACE TIME

Published at:.....

Track Temp: **49.9 °C** Air Temp: **30.2 °C** Humidity: **32 %** Track Status: **DRY**

Stewards:	Race Director:	Timekeeper: 
------------------	-----------------------	---





Hungaroring
Formula Regional European Char
Race - 1



Provisional Results by Class

Clas	Nº	Driver	Nat	Competitor	Nat	Clas	Laps	Total Time	Gap	Interval	Km/h	Best	Time	Km/h
1	28	Marcos Siebert	ARG	US Racing			19	32:29.448			153.7	16	1:41.675	155.1
2	17	Igor Fraga	BRA	DR Formula			19	32:31.550	13.111	2.102	153.5	14	1:41.927	154.7
3	99	Sophia Flörsch	DEU	Van Amersfoort Racing			19	32:32.676	14.237	1.126	153.4	15	1:41.958	154.6
4	25	Alexandre Bardino	FRA	Van Amersfoort Racing			19	32:51.125	32.686	18.449	152.0	16	1:42.208	154.3
5	7	Scolari Sharon	CHE	Scorace Team			18	32:27.275	1 Lap	1 Lap	145.7	9	1:45.797	149.0
Rookie														
1	2	Frederik Vesti	DNK	Prema Powerteam	R	1	19	32:18.439			154.5	15	1:41.258	155.7
2	74	Enzo Fittipaldi	BRA	Prema Powerteam	R	2	19	32:21.809	3.370	3.370	154.3	16	1:41.469	155.4
3	64	Olli Caldwell	GBR	Prema Powerteam	R	3	19	32:25.257	6.818	3.448	154.0	15	1:41.644	155.1
4	27	David Schumacher	DEU	US Racing	R	4	19	32:32.140	13.701	6.883	153.5	9	1:41.937	154.7
5	41	Raul Guzman	MEX	DR Formula	R	5	19	32:33.764	15.325	1.624	153.3	16	1:41.986	154.6
6	46	Isac Blomqvist	SW	Kic Motorsport	R	6	19	32:35.618	17.179	1.854	153.2	11	1:41.910	154.7
7	10	Konsta Lappalainen	FIN	Kic Motorsport	R	7	19	32:46.579	28.140	10.961	152.3	11	1:42.355	154.0
8	95	Tom Beckhäuser	CZE	Technorace A.S.D	R	8	19	33:00.726	42.287	14.147	151.2	15	1:42.558	153.7

Fastest lap Frederik Vesti in 1:41.258 at 155.8 Km/h in lap 15

Published at:.....

Track Temp: **49.9 °C** Air Temp: **30.2 °C** Humidity: **32 %** Track Status: **DRY**

Stewards:	Race Director:	Timekeeper:
------------------	-----------------------	------------------------



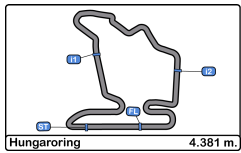


Hungaroring
Formula Regional European Char
Race - 1



Provisional Classification by Driver Fastest Lap

Cls	Nº	Driver	Nat	Competitor	Nat		Cls	Laps	Best	Time	Gap	Interval	Km/h
1	2	Frederik Vesti	DNK	Prema Powerteam	ITA	R	1	19	15	1:41.258			155.7
2	74	Enzo Fittipaldi	BRA	Prema Powerteam	ITA	R	2	19	16	1:41.469	0.211	0.211	155.4
3	64	Olli Caldwell	GBR	Prema Powerteam	ITA	R	3	19	15	1:41.644	0.386	0.175	155.1
4	28	Marcos Siebert	ARG	US Racing	DEU			19	16	1:41.675	0.417	0.031	155.1
5	46	Isac Blomqvist	SWE	Kic Motorsport	FIN	R	4	19	11	1:41.910	0.652	0.235	154.7
6	17	Igor Fraga	BRA	DR Formula	PRT			19	14	1:41.927	0.669	0.017	154.7
7	27	David Schumacher	DEU	US Racing	DEU	R	5	19	9	1:41.937	0.679	0.010	154.7
8	99	Sophia Flörsch	DEU	Van Amersfoort Racing	NDL			19	15	1:41.958	0.700	0.021	154.6
9	41	Raul Guzman	MEX	DR Formula	PRT	R	6	19	16	1:41.986	0.728	0.028	154.6
10	25	Alexandre Bardinon	FRA	Van Amersfoort Racing	FRA			19	16	1:42.208	0.950	0.222	154.3
11	10	Konsta Lappalainen	FIN	Kic Motorsport	FIN	R	7	19	11	1:42.355	1.097	0.147	154.0
12	95	Tom Beckhäuser	CZE	Technorace A.S.D	ITA	R	8	19	15	1:42.558	1.300	0.203	153.7
13	7	Scolari Sharon	CHE	Scorace Team	CHE			18	9	1:45.797	4.539	3.239	149.0



Hungaroring
Formula Regional European Char
Race - 1



Distance and Speed Average

Cls	Nº	Driver	Nat	Competitor	Nat		Cls	Laps	Distance	Total Time	Km/h
1	2	Frederik Vesti	DNK	Prema Powerteam	ITA	R	1	19	83.23	32:18.439	154.5
2	74	Enzo Fittipaldi	BRA	Prema Powerteam	ITA	R	2	19	83.23	32:21.809	154.3
3	64	Olli Caldwell	GBR	Prema Powerteam	ITA	R	3	19	83.23	32:25.257	154.0
4	28	Marcos Siebert	ARG	US Racing	DEU			19	83.23	32:29.448	153.7
5	17	Igor Fraga	BRA	DR Formula	PRT			19	83.23	32:31.550	153.5
6	27	David Schumacher	DEU	US Racing	DEU	R	4	19	83.23	32:32.140	153.5
7	99	Sophia Flörsch	DEU	Van Amersfoort Racing	NDL			19	83.23	32:32.676	153.4
8	41	Raul Guzman	MEX	DR Formula	PRT	R	5	19	83.23	32:33.764	153.3
9	46	Isac Blomqvist	SWE	Kic Motorsport	FIN	R	6	19	83.23	32:35.618	153.2
10	10	Konsta Lappalainen	FIN	Kic Motorsport	FIN	R	7	19	83.23	32:46.579	152.3
11	25	Alexandre Bardinon	FRA	Van Amersfoort Racing	FRA			19	83.23	32:51.125	152.0
12	95	Tom Beckhäuser	CZE	Technorace A.S.D	ITA	R	8	19	83.23	33:00.726	151.2
13	7	Scolari Sharon	CHE	Scorace Team	CHE			18	78.85	32:27.275	145.7





Hungaroring
Formula Regional European Char
Race - 1
Lap Analysis



2

Frederik Vesti

F3 Tatuus 318 A.R. **10**

Konsta Lappalainen

F3 Tatuus 318 A.R.

R

Prema Powerteam

R

Kic Motorsport

Lap	D	Time	Sector 1	Sector 2	Sector 3	T. Spd	Elapsed	Lap	D	Time	Sector 1	Sector 2	Sector 3	T. Spd	Elapsed
1		1:46.242	41.113	37.002	28.127	179.7	1:46.242	1		1:52.231	44.799	38.398	29.034	194.2	1:52.231
2		1:41.977	36.906	36.811	28.260	218.1	3:28.219	2		1:43.864	37.304	37.555	29.005	219.9	3:36.095
3		1:42.307	36.972	36.824	28.511	217.7	5:10.526	3		1:43.528	37.175	37.687	28.666	220.8	5:19.623
4		1:42.014	37.135	36.725	28.154	216.0	6:52.540	4		1:43.863	37.357	37.917	28.589	219.5	7:03.486
5		1:42.230	37.139	36.930	28.161	216.4	8:34.770	5		1:45.151	37.539	38.903	28.709	219.5	8:48.637
6		1:41.846	36.881	36.841	28.124	217.7	10:16.616	6		1:42.795	37.063	37.155	28.577	218.1	10:31.432
7		1:41.779	37.050	36.740	27.989	215.1	11:58.395	7		1:42.902	37.313	37.396	28.193	216.4	12:14.334
8		1:41.594	36.975	36.630	27.989	217.3	13:39.989	8		1:42.420	37.232	36.976	28.212	218.1	13:56.754
9		1:41.394	36.821	36.647	27.926	219.0	15:21.383	9		1:42.493	37.072	37.105	28.316	218.1	15:39.247
10		1:41.601	36.897	36.700	28.004	218.6	17:02.984	10		1:42.487	37.137	37.021	28.329	218.6	17:21.734
11		1:41.515	36.915	36.643	27.957	219.0	18:44.499	11		1:42.355	37.143	36.920	28.292	219.0	19:04.089
12		1:41.590	36.874	36.693	28.023	216.8	20:26.089	12		1:42.694	37.263	37.105	28.326	216.8	20:46.783
13		1:41.770	37.023	36.714	28.033	216.8	22:07.859	13		1:42.718	37.211	37.102	28.405	216.8	22:29.501
14		1:41.521	36.979	36.553	27.989	216.8	23:49.380	14		1:42.525	37.120	37.123	28.282	218.1	24:12.026
15		1:41.258	36.796	36.605	27.857	216.4	25:30.638	15		1:42.477	37.157	37.068	28.252	218.1	25:54.503
16		1:41.651	36.964	36.726	27.961	219.5	27:12.289	16		1:42.762	37.204	37.234	28.324	217.7	27:37.265
17		1:41.383	36.708	36.635	28.040	218.6	28:53.672	17		1:43.244	37.401	37.410	28.433	218.1	29:20.509
18		1:41.779	36.904	36.805	28.070	215.1	30:35.451	18		1:43.120	37.316	37.232	28.572	215.1	31:03.629
19		1:42.988	37.114	37.175	28.699	217.3	32:18.439	19		1:42.950	37.212	37.335	28.403	216.8	32:46.579

7

Scolari Sharon

F3 Tatuus 318 A.R. **17**

Igor Fraga

F3 Tatuus 318 A.R.

Scorace Team

DR Formula

Lap	D	Time	Sector 1	Sector 2	Sector 3	T. Spd	Elapsed	Lap	D	Time	Sector 1	Sector 2	Sector 3	T. Spd	Elapsed
1		1:54.550	45.476	39.358	29.716	194.5	1:54.550	1		1:49.019	42.791	37.681	28.547	189.1	1:49.019
2		1:46.694	38.470	39.027	29.197	218.6	3:41.244	2		1:42.656	37.077	37.210	28.369	222.6	3:31.675
3		2:00.452	37.567	38.506	44.379	219.0	5:41.696	3		1:42.624	37.187	37.128	28.309	222.2	5:14.299
4		1:46.226	38.224	38.646	29.356	216.0	7:27.922	4		1:42.617	37.040	37.192	28.385	220.4	6:56.916
5		1:46.286	38.074	38.926	29.286	217.3	9:14.208	5		1:42.931	37.378	37.159	28.394	218.6	8:39.847
6		1:46.229	37.974	38.703	29.552	217.3	11:00.437	6		1:42.204	36.951	36.986	28.267	221.3	10:22.051
7		1:46.240	38.024	39.000	29.216	214.7	12:46.677	7		1:42.122	37.048	36.890	28.184	219.9	12:04.173
8		1:45.961	37.898	38.850	29.213	218.1	14:32.638	8		1:42.216	36.988	37.074	28.154	219.5	13:46.389
9		1:45.797	37.765	38.716	29.316	217.7	16:18.435	9		1:41.982	36.841	36.886	28.255	221.7	15:28.371
10		1:46.047	37.925	38.813	29.309	217.7	18:04.482	10		1:42.438	37.035	37.151	28.252	220.4	17:10.809
11		1:46.088	37.869	38.964	29.255	216.0	19:50.570	11		1:41.992	36.932	36.903	28.157	223.6	18:52.801
12		1:46.235	38.022	38.815	29.398	215.5	21:36.805	12		1:42.113	37.089	36.892	28.132	219.5	20:34.914
13		1:46.901	38.241	39.137	29.523	215.5	23:23.706	13		1:42.059	37.041	36.806	28.212	218.1	22:16.973
14		1:46.556	38.121	38.888	29.547	215.1	25:10.262	14		1:41.927	36.987	36.797	28.143	219.0	23:58.900
15		1:46.865	38.128	39.256	29.481	217.7	26:57.127	15		1:42.098	36.942	36.993	28.163	220.8	25:40.998
16		1:47.881	38.407	39.757	29.717	218.1	28:45.008	16		1:42.298	36.956	36.992	28.350	220.8	27:23.296
17		1:48.533	38.754	39.681	30.098	212.1	30:33.541	17		1:42.737	37.344	37.177	28.216	219.5	29:06.033
18		1:53.734	39.321	42.744	31.669	213.8	32:27.275	18		1:42.613	37.132	37.158	28.323	218.1	30:48.646
19								19		1:42.904	37.451	37.234	28.219	219.0	32:31.550





Hungaroring
Formula Regional European Char
Race - 1
Lap Analysis



25

Alexandre Bardinon

F3 Tatuus 318 A.R.

28

Marcos Siebert

F3 Tatuus 318 A.R.

Van Amersfoort Racing

US Racing

Lap	D	Time	Sector 1	Sector 2	Sector 3	T. Spd	Elapsed	Lap	D	Time	Sector 1	Sector 2	Sector 3	T. Spd	Elapsed
1		1:51.679	44.550	38.346	28.783	197.8	1:51.679	1		1:48.618	42.476	37.583	28.559	188.1	1:48.618
2		1:44.844	37.504	37.731	29.609	222.6	3:36.523	2		1:42.411	37.109	36.941	28.361	220.4	3:31.029
3		1:43.481	37.524	37.399	28.558	220.4	5:20.004	3		1:42.605	37.092	36.986	28.527	220.8	5:13.634
4		1:43.968	37.666	37.561	28.741	219.5	7:03.972	4		1:42.688	37.163	37.213	28.312	218.6	6:56.322
5		1:45.318	37.775	38.519	29.024	219.0	8:49.290	5		1:42.666	37.345	36.946	28.375	216.8	8:38.988
6		1:43.304	37.679	37.266	28.359	219.5	10:32.594	6		1:42.126	37.111	36.834	28.181	218.6	10:21.114
7		1:42.948	37.611	37.090	28.247	216.8	12:15.542	7		1:42.369	37.182	36.891	28.296	216.4	12:03.483
8		1:43.002	37.608	37.131	28.263	216.4	13:58.544	8		1:42.055	37.112	36.814	28.129	217.7	13:45.538
9		1:42.283	37.146	36.976	28.161	218.6	15:40.827	9		1:42.177	36.928	36.958	28.291	217.7	15:27.715
10		1:42.533	37.276	37.078	28.179	218.1	17:23.360	10		1:42.165	37.088	36.870	28.207	217.7	17:09.880
11		1:42.529	37.156	37.085	28.288	216.8	19:05.889	11		1:41.743	36.909	36.752	28.082	218.1	18:51.623
12		1:42.983	37.788	37.088	28.107	216.0	20:48.872	12		1:41.982	37.077	36.767	28.138	216.0	20:33.605
13		1:42.826	37.273	37.081	28.472	216.8	22:31.698	13		1:41.925	37.097	36.670	28.158	216.4	22:15.530
14		1:42.924	37.554	37.227	28.143	215.1	24:14.622	14		1:42.273	37.154	36.848	28.271	216.4	23:57.803
15		1:42.712	37.316	37.176	28.220	217.3	25:57.334	15		1:42.032	37.131	36.754	28.147	216.0	25:39.835
16		1:42.208	37.185	37.006	28.017	219.5	27:39.542	16		1:41.675	36.877	36.783	28.015	218.6	27:21.510
17		1:43.385	37.494	37.341	28.550	216.4	29:22.927	17		1:42.456	37.081	37.016	28.359	217.7	29:03.966
18		1:43.879	37.839	37.558	28.482	215.5	31:06.806	18		1:42.701	37.230	36.981	28.490	215.1	30:46.667
19		1:44.319	37.595	38.044	28.680	214.7	32:51.125	19		1:42.781	37.133	37.173	28.475	215.5	32:29.448

27

David Schumacher

F3 Tatuus 318 A.R.

41

Raul Guzman

F3 Tatuus 318 A.R.

R

US Racing

R

DR Formula

Lap	D	Time	Sector 1	Sector 2	Sector 3	T. Spd	Elapsed	Lap	D	Time	Sector 1	Sector 2	Sector 3	T. Spd	Elapsed
1		1:49.686	43.256	37.861	28.569	182.4	1:49.686	1		1:50.312	43.426	38.252	28.634	195.6	1:50.312
2		1:42.330	36.959	37.075	28.296	221.3	3:32.016	2		1:42.686	37.115	37.288	28.283	219.5	3:32.998
3		1:42.660	37.074	37.294	28.292	221.3	5:14.676	3		1:42.715	37.168	37.259	28.288	218.1	5:15.713
4		1:42.536	37.181	37.096	28.259	219.5	6:57.212	4		1:43.485	37.196	37.984	28.305	219.0	6:59.198
5		1:42.967	37.278	37.386	28.303	219.9	8:40.179	5		1:42.663	37.113	37.155	28.395	217.7	8:41.861
6		1:42.296	37.106	37.055	28.135	220.8	10:22.475	6		1:42.240	37.012	36.976	28.252	219.5	10:24.101
7		1:42.272	37.215	36.912	28.145	217.7	12:04.747	7		1:42.184	37.063	36.988	28.133	217.7	12:06.285
8		1:42.062	36.955	36.944	28.163	219.9	13:46.809	8		1:42.204	37.008	37.083	28.113	218.6	13:48.489
9		1:41.937	36.901	36.814	28.222	222.2	15:28.746	9		1:42.041	36.799	36.942	28.300	219.9	15:30.530
10		1:42.509	37.059	37.101	28.349	219.9	17:11.255	10		1:42.122	36.877	37.026	28.219	219.5	17:12.652
11		1:42.035	37.099	36.794	28.142	220.8	18:53.290	11		1:42.254	37.016	37.099	28.139	219.5	18:54.906
12		1:42.171	37.150	36.917	28.104	220.4	20:35.461	12		1:42.288	37.155	36.947	28.186	217.7	20:37.194
13		1:41.982	36.994	36.799	28.189	219.0	22:17.443	13		1:42.158	36.951	37.037	28.170	217.7	22:19.352
14		1:41.967	37.004	36.830	28.133	219.9	23:59.410	14		1:42.147	37.049	36.955	28.143	219.0	24:01.499
15		1:42.012	36.923	36.900	28.189	219.9	25:41.422	15		1:42.180	36.938	36.934	28.308	219.5	25:43.679
16		1:42.144	37.103	36.915	28.126	222.6	27:23.566	16		1:41.986	36.886	36.968	28.132	219.5	27:25.665
17		1:42.948	37.424	37.149	28.375	222.2	29:06.514	17		1:42.720	37.034	37.377	28.309	219.5	29:08.385
18		1:42.495	37.146	37.113	28.236	218.1	30:49.009	18		1:42.740	37.152	37.286	28.302	216.8	30:51.125
19		1:43.131	37.384	37.269	28.478	220.4	32:32.140	19		1:42.639	37.119	37.243	28.277	217.7	32:33.764





Hungaroring
Formula Regional European Char
Race - 1
Lap Analysis



46

Isac Blomqvist

F3 Tatuus 318 A.R.

74

Enzo Fittipaldi

F3 Tatuus 318 A.R.

R

Kic Motorsport

R

Prema Powerteam

Lap	D	Time	Sector 1	Sector 2	Sector 3	T. Spd	Elapsed	Lap	D	Time	Sector 1	Sector 2	Sector 3	T. Spd	Elapsed
1		1:50.601	43.553	38.405	28.643	190.1	1:50.601	1		1:47.373	41.853	37.204	28.316	181.5	1:47.373
2		1:42.933	37.097	37.347	28.489	222.2	3:33.534	2		1:41.961	36.914	36.898	28.149	220.4	3:29.334
3		1:42.787	37.110	37.315	28.362	219.5	5:16.321	3		1:41.897	36.966	36.722	28.209	219.9	5:11.231
4		1:43.365	37.277	37.679	28.409	218.6	6:59.686	4		1:42.033	37.068	36.744	28.221	217.7	6:53.264
5		1:42.830	37.168	37.297	28.365	219.5	8:42.516	5		1:42.288	37.089	36.928	28.271	218.1	8:35.552
6		1:42.284	37.034	37.020	28.230	220.4	10:24.800	6		1:42.097	37.023	36.903	28.171	219.9	10:17.649
7		1:42.554	37.269	37.021	28.264	219.0	12:07.354	7		1:42.252	37.048	37.013	28.191	217.3	11:59.901
8		1:42.336	37.135	37.044	28.157	219.5	13:49.690	8		1:42.268	36.935	36.976	28.357	218.6	13:42.169
9		1:41.981	36.981	36.889	28.111	219.0	15:31.671	9		1:41.537	36.760	36.716	28.061	219.0	15:23.706
10		1:42.227	37.138	36.858	28.231	219.5	17:13.898	10		1:41.573	36.812	36.692	28.069	219.0	17:05.279
11		1:41.910	37.037	36.761	28.112	220.4	18:55.808	11		1:41.699	36.898	36.700	28.101	219.9	18:46.978
12		1:42.260	37.167	36.788	28.305	216.8	20:38.068	12		1:41.859	36.911	36.843	28.105	218.6	20:28.837
13		1:42.199	37.113	36.867	28.219	218.1	22:20.267	13		1:41.502	36.837	36.652	28.013	217.3	22:10.339
14		1:42.066	37.148	36.758	28.160	219.9	24:02.333	14		1:41.695	36.848	36.605	28.242	218.1	23:52.034
15		1:42.389	37.257	36.929	28.203	218.6	25:44.722	15		1:41.879	36.963	36.872	28.044	217.7	25:33.913
16		1:42.624	37.170	36.895	28.559	219.5	27:27.346	16		1:41.469	36.838	36.707	27.924	220.8	27:15.382
17		1:42.832	37.450	37.118	28.264	216.4	29:10.178	17		1:41.771	36.869	36.773	28.129	219.0	28:57.153
18		1:42.853	37.224	37.254	28.375	216.0	30:53.031	18		1:41.928	36.894	36.768	28.266	216.4	30:39.081
19		1:42.587	37.280	36.967	28.340	216.8	32:35.618	19		1:42.728	36.926	37.406	28.396	217.3	32:21.809

64

Olli Caldwell

F3 Tatuus 318 A.R.

95

Tom Beckhäuser

F3 Tatuus 318 A.R.

R

Prema Powerteam

R

Technorace A.S.D

Lap	D	Time	Sector 1	Sector 2	Sector 3	T. Spd	Elapsed	Lap	D	Time	Sector 1	Sector 2	Sector 3	T. Spd	Elapsed
1		1:48.082	42.122	37.453	28.507	181.8	1:48.082	1		1:51.207	44.055	38.410	28.742	190.1	1:51.207
2		1:42.296	36.922	37.007	28.367	219.0	3:30.378	2		1:44.373	37.321	37.861	29.191	219.9	3:35.580
3		1:42.659	37.048	37.156	28.455	219.5	5:13.037	3		1:43.665	37.383	37.686	28.596	218.6	5:19.245
4		1:42.480	37.101	37.185	28.194	216.8	6:55.517	4		1:43.948	37.327	37.901	28.720	218.1	7:03.193
5		1:42.554	37.221	37.007	28.326	216.4	8:38.071	5		1:46.704	37.641	39.092	29.971	217.7	8:49.897
6		1:42.084	37.012	36.917	28.155	219.0	10:20.155	6		1:43.748	37.479	37.598	28.671	221.3	10:33.645
7		1:42.172	37.106	36.914	28.152	216.4	12:02.327	7		1:43.584	37.433	37.703	28.448	217.7	12:17.229
8		1:42.012	37.129	36.789	28.094	218.1	13:44.339	8		1:42.787	37.186	37.102	28.499	219.5	14:00.016
9		1:41.943	36.924	36.779	28.240	216.8	15:26.282	9		1:43.194	37.054	37.556	28.584	219.5	15:43.210
10		1:41.839	36.959	36.799	28.081	216.8	17:08.121	10		1:42.751	37.177	37.104	28.470	219.5	17:25.961
11		1:41.894	36.955	36.717	28.222	219.0	18:50.015	11		1:42.851	37.117	37.349	28.385	219.5	19:08.812
12		1:41.947	37.028	36.773	28.146	216.0	20:31.962	12		1:44.038	37.312	37.083	29.643	216.8	20:52.850
13		1:41.772	36.964	36.710	28.098	216.4	22:13.734	13		1:43.383	37.689	37.243	28.451	212.1	22:36.233
14		1:41.711	37.101	36.568	28.042	218.1	23:55.445	14		1:42.950	37.158	37.221	28.571	217.3	24:19.183
15		1:41.644	37.057	36.627	27.960	216.8	25:37.089	15		1:42.558	37.098	37.281	28.179	218.1	26:01.741
16		1:41.751	37.033	36.715	28.003	219.5	27:18.840	16		1:42.732	37.092	37.105	28.535	219.9	27:44.473
17		1:41.950	36.883	36.883	28.184	218.6	29:00.790	17		1:43.170	37.442	37.326	28.402	216.4	29:27.643
18		1:41.968	37.059	36.708	28.201	216.0	30:42.758	18		1:44.761	37.565	38.357	28.839	216.0	31:12.404
19		1:42.499	37.153	36.862	28.484	215.5	32:25.257	19		1:43.322	37.300	37.533	28.489	216.0	32:55.726





Hungaroring
Formula Regional European Char
Race - 1
Lap Analysis



99

Sophia Flörsch

F3 Tatuus 318 A.R.

Van Amersfoort Racing

Lap	D	Time	Sector 1	Sector 2	Sector 3	T. Spd	Elapsed
1		1:49.355	43.081	37.676	28.598	184.9	1:49.355
2		1:43.144	37.655	36.946	28.543	220.8	3:32.499
3		1:42.617	36.979	37.431	28.207	218.6	5:15.116
4		1:43.264	37.086	38.139	28.039	218.6	6:58.380
5		1:42.474	37.211	37.077	28.186	216.8	8:40.854
6		1:42.193	37.071	36.987	28.135	218.1	10:23.047
7		1:42.088	36.993	37.038	28.057	218.6	12:05.135
8		1:42.310	37.053	37.147	28.110	219.9	13:47.445
9		1:41.967	36.987	36.918	28.062	219.5	15:29.412
10		1:42.206	37.124	36.812	28.270	219.5	17:11.618
11		1:42.049	37.126	36.915	28.008	220.8	18:53.667
12		1:42.165	37.233	36.930	28.002	219.9	20:35.832
13		1:42.174	37.082	36.973	28.119	218.1	22:18.006
14		1:42.028	37.022	36.974	28.032	219.0	24:00.034
15		1:41.958	37.044	36.869	28.045	217.7	25:41.992
16		1:42.333	37.078	36.875	28.380	219.0	27:24.325
17		1:43.462	37.132	38.097	28.233	216.8	29:07.787
18		1:42.133	37.129	36.812	28.192	215.5	30:49.920
19		1:42.756	37.126	37.152	28.478	216.8	32:32.676

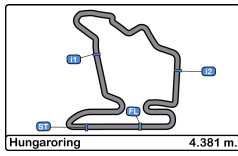


Hungaroring
Formula Regional European Char
Race - 1
Analysis by Lap



Num	Lap Time	Gap	Num	Lap Time	Gap	Num	Lap Time	Gap	Num	Lap Time	Gap	Num	Lap Time	Gap
Lap 1			95	1:43.665	08.719	17	1:42.204	05.435	Lap 9			10	1:42.355	19.590
2	1:46.242		10	1:43.528	09.097	27	1:42.296	05.859	2	1:41.394		25	1:42.529	21.390
74	1:47.373	01.131	25	1:43.481	09.478	99	1:42.193	06.431	74	1:41.537	02.323	95	1:42.851	24.313
64	1:48.082	01.840	7	2:00.452	31.170	41	1:42.240	07.485	64	1:41.943	04.899	7	1:46.088	1:06.071
28	1:48.618	02.376	Num Lap Time Gap			46	1:42.284	08.184	28	1:42.177	06.332	Num Lap Time Gap		
17	1:49.019	02.777	Lap 4			10	1:42.795	14.816	17	1:41.982	06.988	Lap 12		
99	1:49.355	03.113	2	1:42.014		25	1:43.304	15.978	27	1:41.937	07.363	2	1:41.590	
27	1:49.686	03.444	74	1:42.033	00.724	95	1:43.748	17.029	99	1:41.967	08.029	74	1:41.859	02.748
41	1:50.312	04.070	64	1:42.480	02.977	7	1:46.229	43.821	41	1:42.041	09.147	64	1:41.947	05.873
46	1:50.601	04.359	28	1:42.688	03.782	Num Lap Time Gap			46	1:41.981	10.288	28	1:41.982	07.516
95	1:51.207	04.965	17	1:42.617	04.376	Lap 7			10	1:42.493	17.864	17	1:42.113	08.825
25	1:51.679	05.437	27	1:42.536	04.672	2	1:41.779		25	1:42.283	19.444	27	1:42.171	09.372
10	1:52.231	05.989	99	1:43.264	05.840	74	1:42.252	01.506	95	1:43.194	21.827	99	1:42.165	09.743
7	1:54.550	08.308	41	1:43.485	06.658	64	1:42.172	03.932	7	1:45.797	57.052	41	1:42.288	11.105
Num Lap Time Gap			46	1:43.365	07.146	28	1:42.369	05.088	Num Lap Time Gap			46	1:42.260	11.979
Lap 2			95	1:43.948	10.653	17	1:42.122	05.778	Lap 10			10	1:42.694	20.694
2	1:41.977		10	1:43.863	10.946	27	1:42.272	06.352	2	1:41.601		25	1:42.983	22.783
74	1:41.961	01.115	25	1:43.968	11.432	99	1:42.088	06.740	74	1:41.573	02.295	95	1:44.038	26.761
64	1:42.296	02.159	7	1:46.226	35.382	41	1:42.184	07.890	64	1:41.839	05.137	7	1:46.235	1:10.716
28	1:42.411	02.810	Num Lap Time Gap			46	1:42.554	08.959	28	1:42.165	06.896	Num Lap Time Gap		
17	1:42.656	03.456	Lap 5			10	1:42.902	15.939	17	1:42.438	07.825	Lap 13		
27	1:42.330	03.797	2	1:42.230		25	1:42.948	17.147	27	1:42.509	08.271	2	1:41.770	
99	1:43.144	04.280	74	1:42.288	00.782	95	1:43.584	18.834	99	1:42.206	08.634	74	1:41.502	02.480
41	1:42.686	04.779	64	1:42.554	03.301	7	1:46.240	48.282	41	1:42.122	09.668	64	1:41.772	05.875
46	1:42.933	05.315	28	1:42.666	04.218	Num Lap Time Gap			46	1:42.227	10.914	28	1:41.925	07.671
95	1:44.373	07.361	17	1:42.931	05.077	Lap 8			10	1:42.487	18.750	17	1:42.059	09.114
10	1:43.864	07.876	27	1:42.967	05.409	2	1:41.594		25	1:42.533	20.376	27	1:41.982	09.584
25	1:44.844	08.304	99	1:42.474	06.084	74	1:42.268	02.180	95	1:42.751	22.977	99	1:42.174	10.147
7	1:46.694	13.025	41	1:42.663	07.091	64	1:42.012	04.350	7	1:46.047	1:01.498	41	1:42.158	11.493
Num Lap Time Gap			46	1:42.830	07.746	28	1:42.055	05.549	Num Lap Time Gap			46	1:42.199	12.408
Lap 3			10	1:45.151	13.867	17	1:42.216	06.400	Lap 11			10	1:42.718	21.642
2	1:42.307		25	1:45.318	14.520	27	1:42.062	06.820	2	1:41.515		25	1:42.826	23.839
74	1:41.897	00.705	95	1:46.704	15.127	99	1:42.310	07.456	74	1:41.699	02.479	95	1:43.383	28.374
64	1:42.659	02.511	7	1:46.286	39.438	41	1:42.204	08.500	64	1:41.894	05.516	7	1:46.901	1:15.847
28	1:42.605	03.108	Num Lap Time Gap			46	1:42.336	09.701	28	1:41.743	07.124	Num Lap Time Gap		
17	1:42.624	03.773	Lap 6			10	1:42.420	16.765	17	1:41.992	08.302	Lap 14		
27	1:42.660	04.150	2	1:41.846		25	1:43.002	18.555	27	1:42.035	08.791	2	1:41.521	
99	1:42.617	04.590	74	1:42.097	01.033	95	1:42.787	20.027	99	1:42.049	09.168	74	1:41.695	02.654
41	1:42.715	05.187	64	1:42.084	03.539	7	1:45.961	52.649	41	1:42.254	10.407	64	1:41.711	06.065
46	1:42.787	05.795	28	1:42.126	04.498				46	1:41.910	11.309	28	1:42.273	08.423





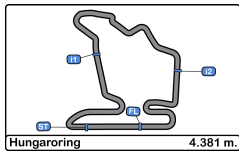
Hungaroring
Formula Regional European Char
Race - 1



Analysis by Lap

Num	Lap Time	Gap	Num	Lap Time	Gap	Num	Lap Time	Gap
17	1:41.927	09.520	Lap 17			10	1:42.950	28.140
27	1:41.967	10.030	2	1:41.383		25	1:44.319	32.686
99	1:42.028	10.654	74	1:41.771	03.481	95	1:43.322	37.287
41	1:42.147	12.119	64	1:41.950	07.118			
46	1:42.066	12.953	28	1:42.456	10.294			
10	1:42.525	22.646	17	1:42.737	12.361			
25	1:42.924	25.242	27	1:42.948	12.842			
95	1:42.950	29.803	99	1:43.462	14.115			
7	1:46.556	1:20.882	41	1:42.720	14.713			
Num Lap Time Gap			46	1:42.832	16.506			
Lap 15			10	1:43.244	26.837			
2	1:41.258		25	1:43.385	29.255			
74	1:41.879	03.275	95	1:43.170	33.971			
64	1:41.644	06.451	7	1:48.533	1:39.869			
28	1:42.032	09.197	Num Lap Time Gap					
17	1:42.098	10.360	Lap 18					
27	1:42.012	10.784	2	1:41.779				
99	1:41.958	11.354	74	1:41.928	03.630			
41	1:42.180	13.041	64	1:41.968	07.307			
46	1:42.389	14.084	28	1:42.701	11.216			
10	1:42.477	23.865	17	1:42.613	13.195			
25	1:42.712	26.696	27	1:42.495	13.558			
95	1:42.558	31.103	99	1:42.133	14.469			
7	1:46.865	1:26.489	41	1:42.740	15.674			
Num Lap Time Gap			46	1:42.853	17.580			
Lap 16			10	1:43.120	28.178			
2	1:41.651		25	1:43.879	31.355			
74	1:41.469	03.093	95	1:44.761	36.953			
64	1:41.751	06.551	Num Lap Time Gap					
28	1:41.675	09.221	Lap 19					
17	1:42.298	11.007	2	1:42.988				
27	1:42.144	11.277	74	1:42.728	03.370			
99	1:42.333	12.036	64	1:42.499	06.818			
41	1:41.986	13.376	7	1:53.734	1 Lap			
46	1:42.624	15.057	28	1:42.781	11.009			
10	1:42.762	24.976	17	1:42.904	13.111			
25	1:42.208	27.253	27	1:43.131	13.701			
95	1:42.732	32.184	99	1:42.756	14.237			
7	1:47.881	1:32.719	41	1:42.639	15.325			
			46	1:42.587	17.179			





Hungaroring
Formula Regional European Char
Race - 1



Best Sectors Results

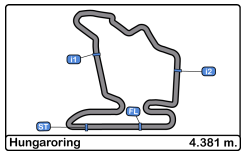
Sector - 1			Sector - 2			Sector - 3			Ideal Lap vs Best Lap						
Clas	Nº	Driver	Time	Nº	Driver	Time	Nº	Driver	Time	Clas	Nº	Driver	Ideal Lap	Best Lap	Clas
1	2	Frederik Vesti	36.708	2	Frederik Vesti	36.553	2	Frederik Vesti	27.857	1	2	Frederik Vesti	1:41.118	1:41.258	1
2	74	Enzo Fittipaldi	36.760	64	Olli Caldwell	36.568	74	Enzo Fittipaldi	27.924	2	74	Enzo Fittipaldi	1:41.289	1:41.469	2
3	41	Raul Guzman	36.799	74	Enzo Fittipaldi	36.605	64	Olli Caldwell	27.960	3	64	Olli Caldwell	1:41.411	1:41.644	3
4	17	Igor Fraga	36.841	28	Marcos Siebert	36.670	99	Sophia Flörsch	28.002	4	28	Marcos Siebert	1:41.562	1:41.675	4
5	28	Marcos Siebert	36.877	46	Isac Blomqvist	36.758	28	Marcos Siebert	28.015	5	17	Igor Fraga	1:41.770	1:41.927	6
6	64	Olli Caldwell	36.883	27	David Schumacher	36.794	25	Alexandre Bardinon	28.017	6	99	Sophia Flörsch	1:41.793	1:41.958	8
7	27	David Schumacher	36.901	17	Igor Fraga	36.797	27	David Schumacher	28.104	7	27	David Schumacher	1:41.799	1:41.937	7
8	99	Sophia Flörsch	36.979	99	Sophia Flörsch	36.812	46	Isac Blomqvist	28.111	8	41	Raul Guzman	1:41.846	1:41.986	9
9	46	Isac Blomqvist	36.981	10	Konsta Lappalainen	36.920	41	Raul Guzman	28.113	9	46	Isac Blomqvist	1:41.850	1:41.910	5
10	95	Tom Beckhäuser	37.054	41	Raul Guzman	36.934	17	Igor Fraga	28.132	10	25	Alexandre Bardinon	1:42.139	1:42.208	10
11	10	Konsta Lappalainen	37.063	25	Alexandre Bardinon	36.976	95	Tom Beckhäuser	28.179	11	10	Konsta Lappalainen	1:42.176	1:42.355	11
12	25	Alexandre Bardinon	37.146	95	Tom Beckhäuser	37.083	10	Konsta Lappalainen	28.193	12	95	Tom Beckhäuser	1:42.316	1:42.558	12
13	7	Scolari Sharon	37.567	7	Scolari Sharon	38.506	7	Scolari Sharon	29.197	13	7	Scolari Sharon	1:45.270	1:45.797	13



Hungaroring
Formula Regional European Char
Race - 1
Leader Sequence



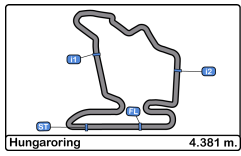
Nº	Driver	Nat	Competitor	Nat	R	Start Lap	End Lap	Laps	Total Laps
2	Frederik Vesti	DNK	Prema Powerteam	ITA	R	1	19	19	19



Hungaroring
Formula Regional European Char
Race - 1
Best 5 Lap Times



Cls	Nº	Driver	Nat	Competitor	Nat			Best 1		Best 2		Best 3		Best 4		Best 5	
								Time	Lap	Time	Lap	Time	Lap	Time	Lap	Time	Lap
1	2	Frederik Vesti	DNK	Prema Powerteam	ITA	R	1	1:41.258	15	1:41.383	17	1:41.394	9	1:41.515	11	1:41.521	14
2	74	Enzo Fittipaldi	BRA	Prema Powerteam	ITA	R	2	1:41.469	16	1:41.502	13	1:41.537	9	1:41.573	10	1:41.695	14
3	64	Olli Caldwell	GBR	Prema Powerteam	ITA	R	3	1:41.644	15	1:41.711	14	1:41.751	16	1:41.772	13	1:41.839	10
4	28	Marcos Siebert	ARG	US Racing	DEU			1:41.675	16	1:41.743	11	1:41.925	13	1:41.982	12	1:42.032	15
5	46	Isac Blomqvist	SW	Kic Motorsport	FIN	R	4	1:41.910	11	1:41.981	9	1:42.066	14	1:42.199	13	1:42.227	10
6	17	Igor Fraga	BRA	DR Formula	PRT			1:41.927	14	1:41.982	9	1:41.992	11	1:42.059	13	1:42.098	15
7	27	David Schumacher	DEU	US Racing	DEU	R	5	1:41.937	9	1:41.967	14	1:41.982	13	1:42.012	15	1:42.035	11
8	99	Sophia Flörsch	DEU	Van Amersfoort Racing	NDL			1:41.958	15	1:41.967	9	1:42.028	14	1:42.049	11	1:42.088	7
9	41	Raul Guzman	MEX	DR Formula	PRT	R	6	1:41.986	16	1:42.041	9	1:42.122	10	1:42.147	14	1:42.158	13
10	25	Alexandre Bardinon	FRA	Van Amersfoort Racing	FRA			1:42.208	16	1:42.283	9	1:42.529	11	1:42.533	10	1:42.712	15
11	10	Konsta Lappalainen	FIN	Kic Motorsport	FIN	R	7	1:42.355	11	1:42.420	8	1:42.477	15	1:42.487	10	1:42.493	9
12	95	Tom Beckhäuser	CZE	Technorace A.S.D	ITA	R	8	1:42.558	15	1:42.732	16	1:42.751	10	1:42.787	8	1:42.851	11
13	7	Scolari Sharon	CHE	Scorace Team	CHE			1:45.797	9	1:45.961	8	1:46.047	10	1:46.088	11	1:46.226	4



Hungaroring
Formula Regional European Char
Race - 1



Best 5 Top Speeds

Cls	Nº	Driver	Nat	Competitor	Nat	Top 1		Top 2		Top 3		Top 4		Top 5		Avg
						Km/h	Lap	Km/h	Lap	Km/h	Lap	Km/h	Lap	Km/h	Lap	
1	17	Igor Fraga	BRA	DR Formula	PRT	223.6	11	222.6	2	222.2	3	221.7	9	221.3	6	222.3
2	25	Alexandre Bardinon	FRA	Van Amersfoort Racing	FRA	222.6	2	220.4	3	219.5	4	219.5	6	219.5	16	220.3
3	27	David Schumacher	DEU	US Racing	DEU	R	1	222.6	16	222.2	9	222.2	17	221.3	2	221.9
4	46	Isac Blomqvist	SW	Kic Motorsport	FIN	R	2	222.2	2	220.4	6	220.4	11	219.9	14	220.5
5	95	Tom Beckhäuser	CZE	Technorace A.S.D	ITA	R	3	221.3	6	219.9	2	219.9	16	219.5	8	220.0
6	10	Konsta Lappalainen	FIN	Kic Motorsport	FIN	R	4	220.8	3	219.9	2	219.5	4	219.5	5	219.7
7	28	Marcos Siebert	ARG	US Racing	DEU			220.8	3	220.4	2	218.6	4	218.6	6	219.4
8	74	Enzo Fittipaldi	BRA	Prema Powerteam	ITA	R	5	220.8	16	220.4	2	219.9	3	219.9	6	220.2
9	99	Sophia Flörsch	DEU	Van Amersfoort Racing	NDL			220.8	2	220.8	11	219.9	8	219.9	12	220.2
10	41	Raul Guzman	MEX	DR Formula	PRT	R	6	219.9	9	219.5	2	219.5	6	219.5	10	219.6
11	2	Frederik Vesti	DNK	Prema Powerteam	ITA	R	7	219.5	16	219.0	9	219.0	11	218.6	10	218.9
12	64	Olli Caldwell	GBR	Prema Powerteam	ITA	R	8	219.5	3	219.5	16	219.0	2	219.0	6	219.2
13	7	Scolari Sharon	CHE	Scorace Team	CHE			219.0	3	218.6	2	218.1	8	218.1	16	218.3

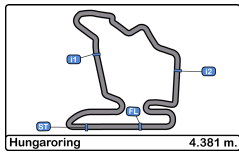


Hungaroring
Formula Regional European Char
Race - 1



Fastest Laps Sequence

Lap	Time of Day	Session Time	Nº	Driver	Nat	Competitor	Nat		Time	Km/h
2	13:51:37.448	3:28.448	2	Frederik Vesti	DNK	Prema Powerteam	ITA	R	1:41.977	154.6
2	13:51:38.563	3:29.563	74	Enzo Fittipaldi	BRA	Prema Powerteam	ITA	R	1:41.961	154.6
3	13:53:20.460	5:11.460	74	Enzo Fittipaldi	BRA	Prema Powerteam	ITA	R	1:41.897	154.7
6	13:58:25.845	10:16.845	2	Frederik Vesti	DNK	Prema Powerteam	ITA	R	1:41.846	154.8
7	14:00:07.625	11:58.625	2	Frederik Vesti	DNK	Prema Powerteam	ITA	R	1:41.779	154.9
8	14:01:49.219	13:40.219	2	Frederik Vesti	DNK	Prema Powerteam	ITA	R	1:41.594	155.2
9	14:03:30.613	15:21.613	2	Frederik Vesti	DNK	Prema Powerteam	ITA	R	1:41.394	155.5
15	14:13:39.867	25:30.867	2	Frederik Vesti	DNK	Prema Powerteam	ITA	R	1:41.258	155.7



Hungaroring
Formula Regional European Char
Race - 1



Event Best Maximum Speed

Nº	Driver	Nat	Competitor	Nat	Km/h	Session	
28	Marcos Siebert	ARG	US Racing	DEU	224.5	Qualifying - 1	
46	Isac Blomqvist	SWE	Kic Motorsport	FIN	R	224.0	Qualifying - 1
25	Alexandre Bardinon	FRA	Van Amersfoort Racing	FRA	224.0	Qualifying - 1	
95	Tom Beckhäuser	CZE	Technorace A.S.D	ITA	R	223.6	Qualifying - 1
99	Sophia Flörsch	DEU	Van Amersfoort Racing	NDL	223.6	Qualifying - 1	
17	Igor Fraga	BRA	DR Formula	PRT	223.6	Race - 1	
74	Enzo Fittipaldi	BRA	Prema Powerteam	ITA	R	223.1	Qualifying - 1
7	Scolari Sharon	CHE	Scorace Team	CHE	223.1	Qualifying - 1	
64	Olli Caldwell	GBR	Prema Powerteam	ITA	R	223.1	Qualifying - 1
41	Raul Guzman	MEX	DR Formula	PRT	R	223.1	Qualifying - 1
2	Frederik Vesti	DNK	Prema Powerteam	ITA	R	222.6	Qualifying - 1
10	Konsta Lappalainen	FIN	Kic Motorsport	FIN	R	222.6	Qualifying - 1
27	David Schumacher	DEU	US Racing	DEU	R	222.6	Race - 1

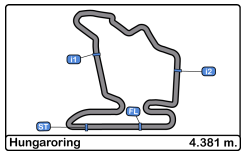


Hungaroring
Formula Regional European Char
Race - 1
Lap Chart



LAP

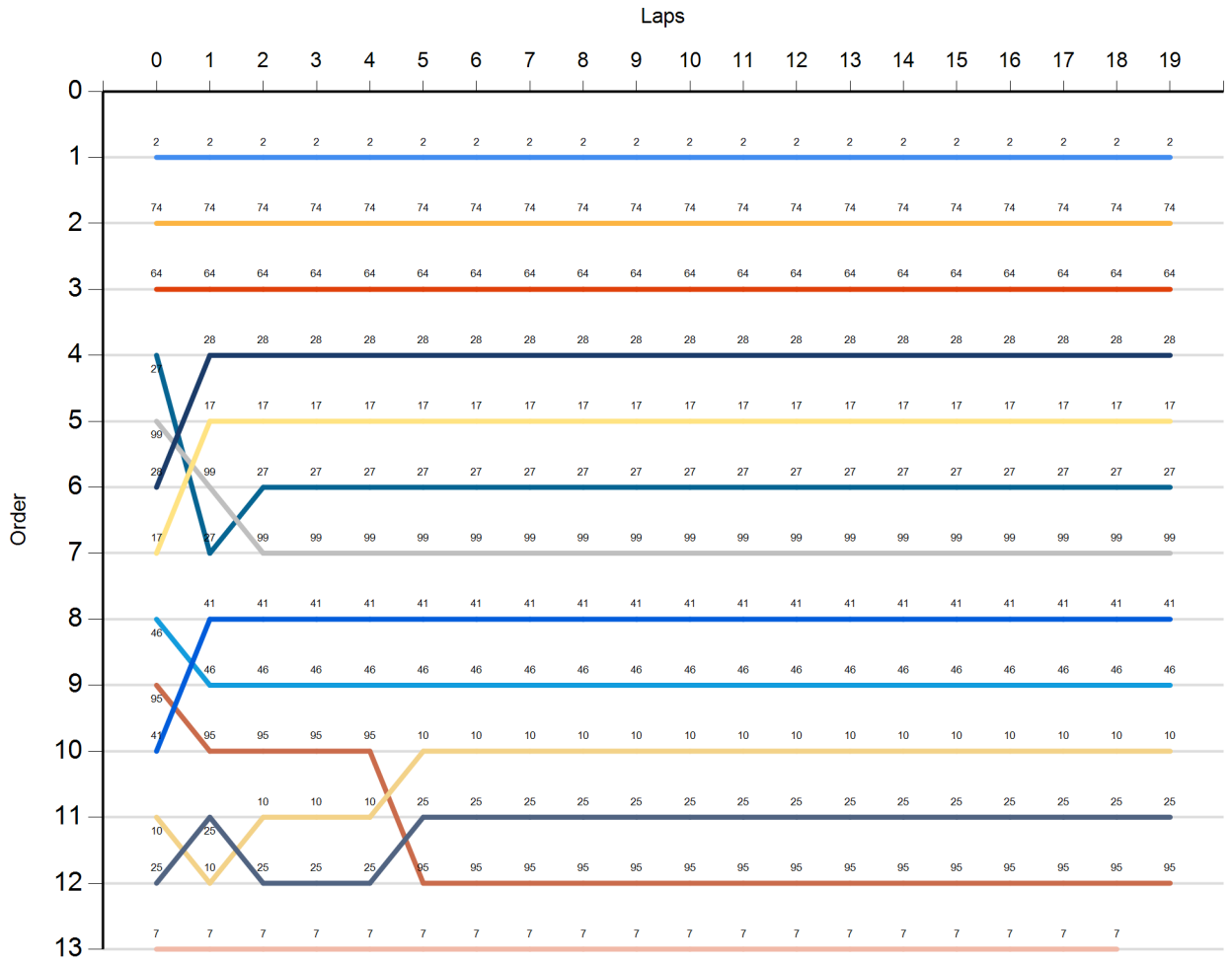
Nr	Pos	Grid	1	2	3	4	5	6	7	8	9	10	11	12	13	14	15	16	17	18	19
2	1	2	2	2	2	2	2	2	2	2	2	2	2	2	2	2	2	2	2	2	2
74	2	74	74	74	74	74	74	74	74	74	74	74	74	74	74	74	74	74	74	74	74
64	3	64	64	64	64	64	64	64	64	64	64	64	64	64	64	64	64	64	64	64	64
27	4	27	28	28	28	28	28	28	28	28	28	28	28	28	28	28	28	28	28	28	28
99	5	99	17	17	17	17	17	17	17	17	17	17	17	17	17	17	17	17	17	17	17
28	6	28	99	27	27	27	27	27	27	27	27	27	27	27	27	27	27	27	27	27	27
17	7	17	27	99	99	99	99	99	99	99	99	99	99	99	99	99	99	99	99	99	99
46	8	46	41	41	41	41	41	41	41	41	41	41	41	41	41	41	41	41	41	41	41
95	9	95	46	46	46	46	46	46	46	46	46	46	46	46	46	46	46	46	46	46	46
41	10	41	95	95	95	95	10	10	10	10	10	10	10	10	10	10	10	10	10	10	10
10	11	10	25	10	10	10	25	25	25	25	25	25	25	25	25	25	25	25	25	25	25
25	12	25	10	25	25	25	95	95	95	95	95	95	95	95	95	95	95	95	95	95	95
7	13	7	7	7	7	7	7	7	7	7	7	7	7	7	7	7	7	7	7	7	7

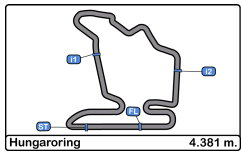


Hungaroring
Formula Regional European Char
Race - 1
Graphic Lap Chart



- 2
- 74
- 64
- 27
- 99
- 28
- 17
- 46
- 95
- 41
- 10
- 25
- 7





Hungaroring
Formula Regional European Char
Race - 1
Pit Stop Analysis



N°	In Day Time	Driver	Nat	Competitor	Nat	In Time	Stop N°	Pit Time	Handicap	Penalty
----	-------------	--------	-----	------------	-----	---------	---------	----------	----------	---------

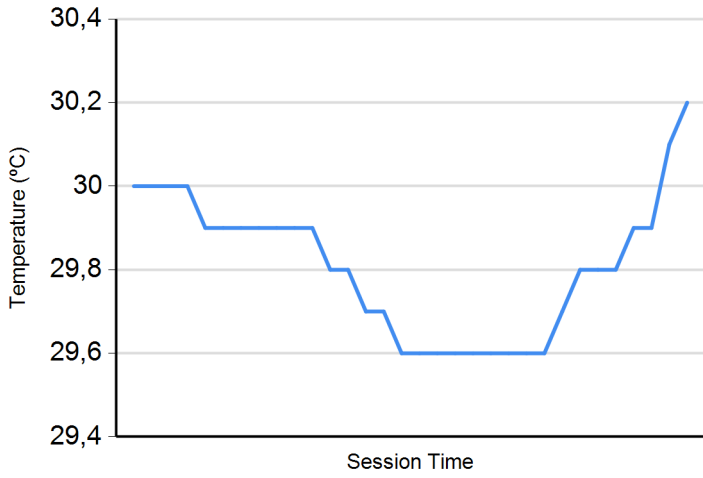




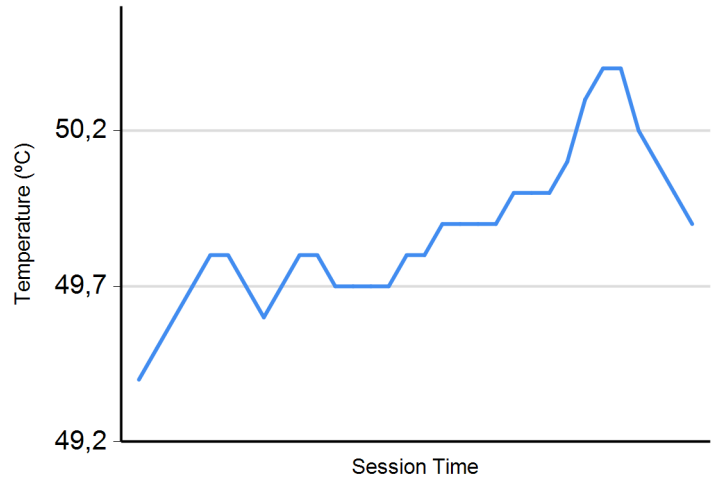
Hungaroring
Formula Regional European Char
Race - 1
Weather Report



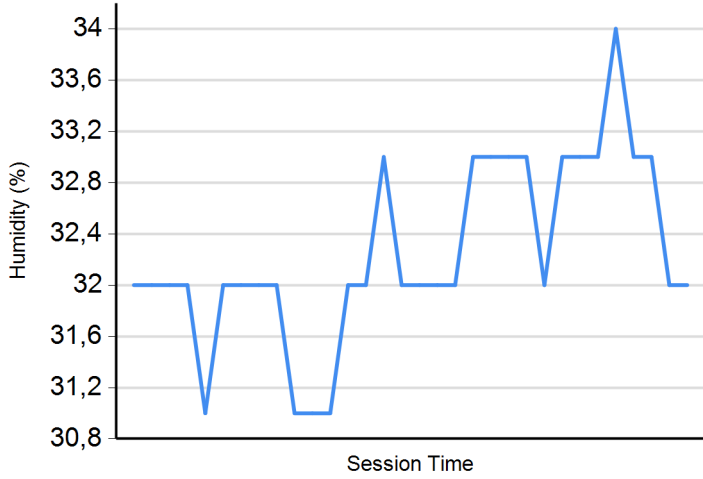
Air Temperature



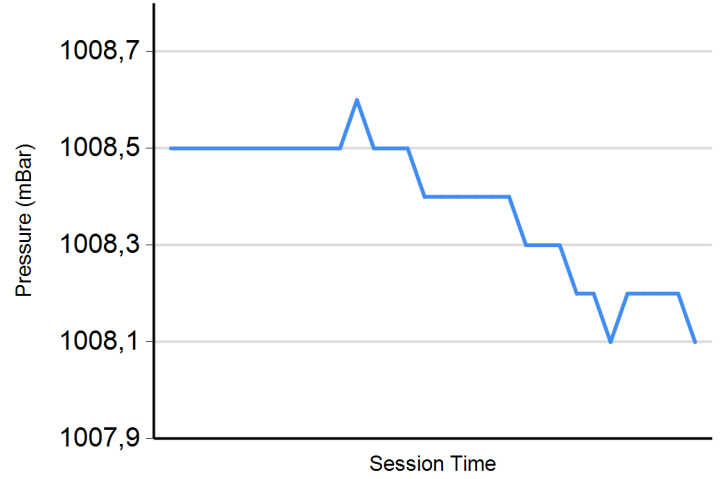
Track Temperature



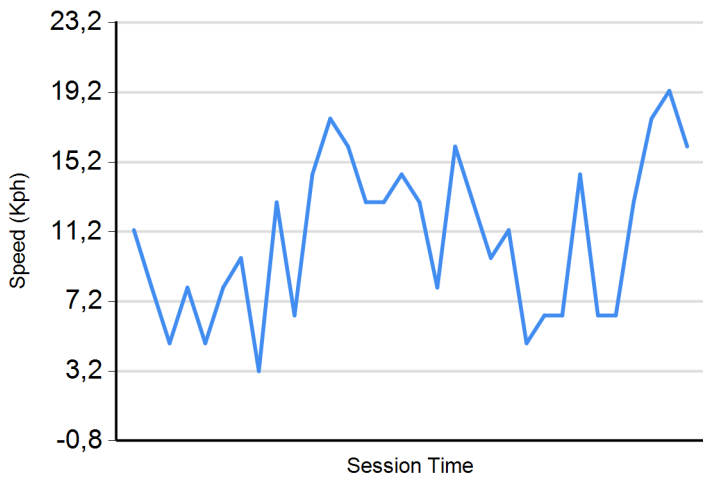
Humidity



Pressure



Wind Speed



Wind direction

North = 0°/360° Est = 90° South = 180° West = 270°

