



Hungaroring
Formula Regional European Char
Race - 2
Provisional Results



Cls	N°	Driver	Nat	Competitor	Nat	Cls	Laps	Total Time	Gap	Interval	Km/h	Best	Time	Km/h	
1	2	Frederik Vesti	DNK	Prema Powerteam	ITA	R	1	19	31:59.014			156.1	11	1:40.146	157.4
2	74	Enzo Fittipaldi	BRA	Prema Powerteam	ITA	R	2	19	32:00.328	1.314	1.314	156.0	18	1:40.095	157.5
3	64	Olli Caldwell	GBR	Prema Powerteam	ITA	R	3	19	32:07.553	8.539	7.225	155.4	14	1:40.460	156.9
4	99	Sophia Flörsch	DEU	Van Amersfoort Racing	NDL			19	32:08.434	9.420	0.881	155.3	13	1:40.546	156.8
5	27	David Schumacher	DEU	US Racing	DEU	R	4	19	32:12.958	13.944	4.524	155.0	17	1:40.758	156.5
6	28	Marcos Siebert	ARG	US Racing	DEU			19	32:14.971	15.957	2.013	154.8	16	1:40.860	156.3
7	41	Raul Guzman	MEX	DR Formula	PRT	R	5	19	32:15.981	16.967	1.010	154.7	15	1:41.022	156.1
8	46	Isac Blomqvist	SW	Kic Motorsport	FIN	R	6	19	32:17.675	18.661	1.694	154.6	9	1:40.986	156.1
9	10	Konsta Lappalainen	FIN	Kic Motorsport	FIN	R	7	19	32:19.818	20.804	2.143	154.4	17	1:40.966	156.2
10	95	Tom Beckhäuser	CZE	Technorace A.S.D	ITA	R	8	19	32:35.295	36.281	15.477	153.2	12	1:40.946	156.2
11	7	Scolari Sharon	CHE	Scorace Team	CHE			18	32:43.860	1 Lap	1 Lap	144.5	6	1:45.616	149.3
Not classified: (Requirements: 75% of number laps of leader = 15 Laps)															
	25	Alexandre Bardion	FRA	Van Amersfoort Racing	FRA										

Fastest lap Enzo Fittipaldi in 1:40.095 at 157.6 Km/h in lap 18

Published at:.....

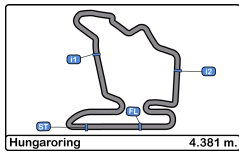
Track Temp: **35.6 °C** Air Temp: **27.1 °C** Humidity: **52 %** Track Status: **DRY**

Stewards:

Race Director:

Timekeeper:





Hungaroring
Formula Regional European Char
Race - 2



Provisional Results by Class

Clas	Nº	Driver	Nat	Competitor	Nat	Cls	Laps	Total Time	Gap	Interval	Km/h	Best	Time	Km/h
1	99	Sophia Flörsch	DEU	Van Amersfoort Racing			19	32:08.434			155.3	13	1:40.546	156.8
2	28	Marcos Siebert	ARG	US Racing			19	32:14.971	15.957	6.537	154.8	16	1:40.860	156.3
3	7	Scolari Sharon	CHE	Scorace Team			18	32:43.860	1 Lap	1 Lap	144.5	6	1:45.616	149.3
Not classified: (Requirements: 75% of number laps of leader = 15 Laps)														
	25	Alexandre Bardino	FRA	Van Amersfoort Racing										
Rookie														
1	2	Frederik Vesti	DNK	Prema Powerteam	R	1	19	31:59.014			156.1	11	1:40.146	157.4
2	74	Enzo Fittipaldi	BRA	Prema Powerteam	R	2	19	32:00.328	1.314	1.314	156.0	18	1:40.095	157.5
3	64	Olli Caldwell	GBR	Prema Powerteam	R	3	19	32:07.553	8.539	7.225	155.4	14	1:40.460	156.9
4	27	David Schumacher	DEU	US Racing	R	4	19	32:12.958	13.944	5.405	155.0	17	1:40.758	156.5
5	41	Raul Guzman	MEX	DR Formula	R	5	19	32:15.981	16.967	3.023	154.7	15	1:41.022	156.1
6	46	Isac Blomqvist	SW	Kic Motorsport	R	6	19	32:17.675	18.661	1.694	154.6	9	1:40.986	156.1
7	10	Konsta Lappalainen	FIN	Kic Motorsport	R	7	19	32:19.818	20.804	2.143	154.4	17	1:40.966	156.2
8	95	Tom Beckhäuser	CZE	Technorace A.S.D	R	8	19	32:35.295	36.281	15.477	153.2	12	1:40.946	156.2

Fastest lap Enzo Fittipaldi in 1:40.095 at 157.6 Km/h in lap 18

Published at:.....

Track Temp: **35.6 °C** Air Temp: **27.1 °C** Humidity: **52 %** Track Status: **DRY**

Stewards:	Race Director:	Timekeeper:
------------------	-----------------------	------------------------



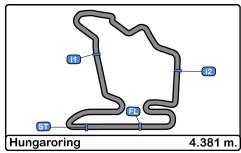


Hungaroring
Formula Regional European Char
Race - 2



Provisional Classification by Driver Fastest Lap

Cls	Nº	Driver	Nat	Competitor	Nat		Cls	Laps	Best	Time	Gap	Interval	Km/h
1	74	Enzo Fittipaldi	BRA	Prema Powerteam	ITA	R	1	19	18	1:40.095			157.5
2	2	Frederik Vesti	DNK	Prema Powerteam	ITA	R	2	19	11	1:40.146	0.051	0.051	157.4
3	64	Olli Caldwell	GBR	Prema Powerteam	ITA	R	3	19	14	1:40.460	0.365	0.314	156.9
4	99	Sophia Flörsch	DEU	Van Amersfoort Racing	NDL			19	13	1:40.546	0.451	0.086	156.8
5	27	David Schumacher	DEU	US Racing	DEU	R	4	19	17	1:40.758	0.663	0.212	156.5
6	28	Marcos Siebert	ARG	US Racing	DEU			19	16	1:40.860	0.765	0.102	156.3
7	95	Tom Beckhäuser	CZE	Technorace A.S.D	ITA	R	5	19	12	1:40.946	0.851	0.086	156.2
8	10	Konsta Lappalainen	FIN	Kic Motorsport	FIN	R	6	19	17	1:40.966	0.871	0.020	156.2
9	46	Isac Blomqvist	SWE	Kic Motorsport	FIN	R	7	19	9	1:40.986	0.891	0.020	156.1
10	41	Raul Guzman	MEX	DR Formula	PRT	R	8	19	15	1:41.022	0.927	0.036	156.1
11	7	Scolari Sharon	CHE	Scorace Team	CHE			18	6	1:45.616	5.521	4.594	149.3

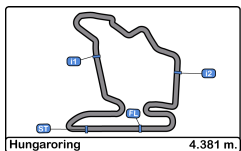


Hungaroring
Formula Regional European Char
Race - 2



Distance and Speed Average

Cls	Nº	Driver	Nat	Competitor	Nat		Cls	Laps	Distance	Total Time	Km/h
1	2	Frederik Vesti	DNK	Prema Powerteam	ITA	R	1	19	83.23	31:59.014	156.1
2	74	Enzo Fittipaldi	BRA	Prema Powerteam	ITA	R	2	19	83.23	32:00.328	156.0
3	64	Olli Caldwell	GBR	Prema Powerteam	ITA	R	3	19	83.23	32:07.553	155.4
4	99	Sophia Flörsch	DEU	Van Amersfoort Racing	NDL			19	83.23	32:08.434	155.3
5	27	David Schumacher	DEU	US Racing	DEU	R	4	19	83.23	32:12.958	155.0
6	28	Marcos Siebert	ARG	US Racing	DEU			19	83.23	32:14.971	154.8
7	41	Raul Guzman	MEX	DR Formula	PRT	R	5	19	83.23	32:15.981	154.7
8	46	Isac Blomqvist	SWE	Kic Motorsport	FIN	R	6	19	83.23	32:17.675	154.6
9	10	Konsta Lappalainen	FIN	Kic Motorsport	FIN	R	7	19	83.23	32:19.818	154.4
10	95	Tom Beckhäuser	CZE	Technorace A.S.D	ITA	R	8	19	83.23	32:35.295	153.2
11	7	Scolari Sharon	CHE	Scorace Team	CHE			18	78.85	32:43.860	144.5
Not classified: (Requirements: 75% of number laps of leader = 15 Laps)											
	25	Alexandre Bardinon	FRA	Van Amersfoort Racing	FRA						



Hungaroring

Formula Regional European Char



Race - 2

Lap Analysis

2

Frederik Vesti

F3 Tatuus 318 A.R.

10

Konsta Lappalainen

F3 Tatuus 318 A.R.

R

Prema Powerteam

R

Kic Motorsport

Lap D	Time	Sector 1	Sector 2	Sector 3	T. Spd	Elapsed	Lap D	Time	Sector 1	Sector 2	Sector 3	T. Spd	Elapsed
1	1:46.752	41.712	37.018	28.022	179.1	1:46.752	1	1:50.711	44.191	38.056	28.464	194.9	1:50.711
2	1:43.103	38.316	36.735	28.052	216.0	3:29.855	2	1:42.885	37.599	37.096	28.190	219.0	3:33.596
3	1:41.502	37.046	36.558	27.898	217.3	5:11.357	3	1:42.344	37.144	37.030	28.170	220.4	5:15.940
4	1:41.078	36.917	36.358	27.803	216.8	6:52.435	4	1:41.937	37.033	36.921	27.983	219.0	6:57.877
5	1:40.714	36.821	36.154	27.739	216.4	8:33.149	5	1:41.991	37.142	36.828	28.021	219.0	8:39.868
6	1:40.909	36.897	36.258	27.754	215.1	10:14.058	6	1:41.493	36.830	36.713	27.950	217.7	10:21.361
7	1:40.713	36.775	36.211	27.727	216.0	11:54.771	7	1:41.657	36.957	36.591	28.109	218.1	12:03.018
8	1:40.686	36.711	36.225	27.750	217.3	13:35.457	8	1:41.610	36.804	36.808	27.998	219.0	13:44.628
9	1:40.637	36.796	36.166	27.675	216.4	15:16.094	9	1:41.570	36.873	36.761	27.936	219.0	15:26.198
10	1:40.221	36.667	36.020	27.534	216.8	16:56.315	10	1:41.489	36.937	36.569	27.983	218.1	17:07.687
11	1:40.146	36.604	36.046	27.496	217.3	18:36.461	11	1:41.464	36.913	36.717	27.834	218.6	18:49.151
12	1:40.203	36.654	36.046	27.503	217.3	20:16.664	12	1:41.454	36.911	36.593	27.950	218.1	20:30.605
13	1:40.233	36.604	36.043	27.586	217.3	21:56.897	13	1:41.568	36.886	36.697	27.985	217.7	22:12.173
14	1:40.310	36.670	36.034	27.606	216.4	23:37.207	14	1:41.326	36.867	36.532	27.927	218.1	23:53.499
15	1:40.211	36.598	36.064	27.549	217.7	25:17.418	15	1:41.095	36.867	36.432	27.796	217.3	25:34.594
16	1:40.220	36.557	36.115	27.548	217.7	26:57.638	16	1:41.017	36.699	36.529	27.789	218.6	27:15.611
17	1:40.557	36.994	36.077	27.486	219.0	28:38.195	17	1:40.966	36.804	36.356	27.806	218.1	28:56.577
18	1:40.156	36.569	36.071	27.516	217.3	30:18.351	18	1:41.717	37.032	36.677	28.008	218.6	30:38.294
19	1:40.663	36.646	36.215	27.802	217.3	31:59.014	19	1:41.524	36.793	36.422	28.309	218.1	32:19.818

7

Scolari Sharon

F3 Tatuus 318 A.R.

25

Alexandre Bardinon

F3 Tatuus 318 A.R.

Scorace Team

Van Amersfoort Racing

Lap D	Time	Sector 1	Sector 2	Sector 3	T. Spd	Elapsed	Lap D	Time	Sector 1	Sector 2	Sector 3	T. Spd	Elapsed
1	1:54.031	45.569	38.963	29.499	198.1	1:54.031							
2	1:47.201	38.486	39.232	29.483	215.5	3:41.232	27						F3 Tatuus 318 A.R.
3	1:46.511	38.379	38.956	29.176	215.1	5:27.743							R
4	1:45.971	37.688	39.033	29.250	216.8	7:13.714							US Racing
5	1:46.054	37.916	38.765	29.373	216.4	8:59.768	1	1:48.935	42.709	37.965	28.261	183.9	1:48.935
6	1:45.616	37.711	38.580	29.325	214.2	10:45.384	2	1:43.086	37.491	37.335	28.260	219.9	3:32.021
7	1:46.091	37.952	38.794	29.345	213.4	12:31.475	3	1:41.729	37.050	36.686	27.993	219.0	5:13.750
8	2:03.476	55.082	39.215	29.179	214.2	14:34.951	4	1:41.674	36.966	36.672	28.036	218.6	6:55.424
9	1:46.380	38.394	38.683	29.303	214.7	16:21.331	5	1:41.306	37.069	36.351	27.886	217.7	8:36.730
10	1:45.844	38.037	38.642	29.165	214.7	18:07.175	6	1:41.376	36.910	36.533	27.933	217.7	10:18.106
11	1:45.726	37.940	38.610	29.176	214.7	19:52.901	7	1:41.156	36.896	36.321	27.939	218.1	11:59.262
12	1:45.627	37.930	38.363	29.334	215.5	21:38.528	8	1:41.135	36.908	36.300	27.927	218.6	13:40.397
13	1:45.927	37.958	38.756	29.213	214.2	23:24.455	9	1:41.438	36.887	36.539	28.012	219.5	15:21.835
14	1:46.426	38.277	38.894	29.255	213.8	25:10.881	10	1:41.099	36.927	36.481	27.691	217.7	17:02.934
15	1:46.254	38.282	38.678	29.294	214.7	26:57.135	11	1:41.034	36.980	36.320	27.734	218.1	18:43.968
16	1:50.117	39.338	39.993	30.786	215.1	28:47.252	12	1:40.785	36.794	36.176	27.815	217.7	20:24.753
17	2:08.399	57.054	41.754	29.591	217.7	30:55.651	13	1:40.803	36.658	36.326	27.819	217.3	22:05.556
18	1:48.209	38.862	39.704	29.643	215.1	32:43.860	14	1:40.935	36.774	36.363	27.798	217.7	23:46.491
							15	1:41.497	36.972	36.621	27.904	218.1	25:27.988
							16	1:41.061	36.980	36.325	27.756	217.7	27:09.049
							17	1:40.758	36.630	36.320	27.808	217.3	28:49.807
							18	1:41.457	36.985	36.625	27.847	219.0	30:31.264
							19	1:41.694	37.047	36.462	28.185	217.3	32:12.958



Hungaroring
Formula Regional European Char
Race - 2
Lap Analysis



28

Marcos Siebert

F3 Tatuus 318 A.R. **46**

Isac Blomqvist

F3 Tatuus 318 A.R.

US Racing

R

Kic Motorsport

Lap	D	Time	Sector 1	Sector 2	Sector 3	T. Spd	Elapsed	Lap	D	Time	Sector 1	Sector 2	Sector 3	T. Spd	Elapsed
1		1:49.493	43.191	37.985	28.317	189.1	1:49.493	1		1:50.256	43.291	38.451	28.514	187.8	1:50.256
2		1:43.006	37.503	37.124	28.379	218.1	3:32.499	2		1:42.947	37.405	37.263	28.279	219.0	3:33.203
3		1:41.899	36.967	36.700	28.232	219.0	5:14.398	3		1:42.216	37.097	36.966	28.153	220.4	5:15.419
4		1:41.763	37.070	36.660	28.033	218.1	6:56.161	4		1:41.968	37.002	36.851	28.115	217.3	6:57.387
5		1:41.614	37.028	36.671	27.915	218.6	8:37.775	5		1:41.525	36.911	36.655	27.959	219.0	8:38.912
6		1:41.339	36.952	36.570	27.817	216.8	10:19.114	6		1:41.580	36.932	36.671	27.977	218.1	10:20.492
7		1:41.216	36.884	36.469	27.863	216.8	12:00.330	7		1:41.813	36.895	36.803	28.115	219.0	12:02.305
8		1:41.113	36.891	36.345	27.877	217.7	13:41.443	8		1:41.480	36.962	36.605	27.913	218.1	13:43.785
9		1:41.318	36.989	36.434	27.895	217.3	15:22.761	9		1:40.986	36.801	36.332	27.853	219.0	15:24.771
10		1:41.179	36.957	36.302	27.920	216.8	17:03.940	10		1:41.064	36.785	36.381	27.898	219.0	17:05.835
11		1:41.170	36.973	36.336	27.861	217.7	18:45.110	11		1:41.019	36.844	36.295	27.880	219.0	18:46.854
12		1:41.669	36.979	36.283	28.407	216.4	20:26.779	12		1:41.258	36.935	36.414	27.909	218.1	20:28.112
13		1:41.017	36.963	36.125	27.929	216.8	22:07.796	13		1:41.294	36.804	36.596	27.894	219.5	22:09.406
14		1:41.003	36.890	36.282	27.831	216.4	23:48.799	14		1:41.070	36.808	36.397	27.865	219.5	23:50.476
15		1:41.021	36.865	36.349	27.807	216.8	25:29.820	15		1:41.563	36.869	36.691	28.003	219.0	25:32.039
16		1:40.860	36.874	36.174	27.812	216.4	27:10.680	16		1:41.116	36.716	36.541	27.859	219.5	27:13.155
17		1:41.031	36.854	36.282	27.895	216.8	28:51.711	17		1:41.283	36.840	36.530	27.913	219.0	28:54.438
18		1:41.800	36.961	36.929	27.910	217.7	30:33.511	18		1:41.981	37.455	36.627	27.899	219.0	30:36.419
19		1:41.460	36.937	36.431	28.092	216.4	32:14.971	19		1:41.256	36.880	36.415	27.961	218.6	32:17.675

41

Raul Guzman

F3 Tatuus 318 A.R. **64**

Olli Caldwell

F3 Tatuus 318 A.R.

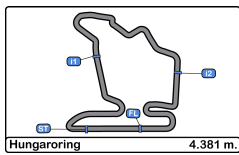
R

DR Formula

R

Prema Powerteam

Lap	D	Time	Sector 1	Sector 2	Sector 3	T. Spd	Elapsed	Lap	D	Time	Sector 1	Sector 2	Sector 3	T. Spd	Elapsed
1		1:49.930	43.305	38.250	28.375	190.8	1:49.930	1		1:48.168	42.215	37.569	28.384	180.6	1:48.168
2		1:43.035	37.349	37.342	28.344	218.6	3:32.965	2		1:42.922	37.696	37.178	28.048	218.6	3:31.090
3		1:41.946	36.934	36.886	28.126	220.4	5:14.911	3		1:41.649	36.991	36.564	28.094	218.1	5:12.739
4		1:41.898	36.868	36.938	28.092	219.9	6:56.809	4		1:41.455	36.960	36.543	27.952	218.1	6:54.194
5		1:41.691	36.892	36.765	28.034	219.5	8:38.500	5		1:41.230	36.908	36.470	27.852	217.7	8:35.424
6		1:41.486	36.798	36.736	27.952	219.5	10:19.986	6		1:41.305	36.830	36.606	27.869	216.8	10:16.729
7		1:41.383	36.871	36.608	27.904	219.0	12:01.369	7		1:41.265	36.771	36.451	28.043	216.8	11:57.994
8		1:41.165	36.794	36.472	27.899	219.9	13:42.534	8		1:41.216	36.783	36.354	28.079	216.8	13:39.210
9		1:41.046	36.754	36.427	27.865	219.9	15:23.580	9		1:41.037	36.777	36.334	27.926	217.3	15:20.247
10		1:41.167	36.781	36.458	27.928	219.9	17:04.747	10		1:40.743	36.679	36.275	27.789	217.3	17:00.990
11		1:41.165	36.805	36.475	27.885	219.5	18:45.912	11		1:40.596	36.653	36.180	27.763	218.1	18:41.586
12		1:41.377	36.742	36.575	28.060	219.5	20:27.289	12		1:40.620	36.747	36.204	27.669	216.8	20:22.206
13		1:41.383	36.827	36.545	28.011	220.8	22:08.672	13		1:40.859	36.677	36.279	27.903	216.8	22:03.065
14		1:41.116	36.790	36.404	27.922	219.5	23:49.788	14		1:40.460	36.617	36.108	27.735	216.8	23:43.525
15		1:41.022	36.722	36.480	27.820	219.5	25:30.810	15		1:40.476	36.664	36.091	27.721	217.3	25:24.001
16		1:41.110	36.764	36.533	27.813	219.5	27:11.920	16		1:40.485	36.652	36.013	27.820	217.3	27:04.486
17		1:41.080	36.827	36.353	27.900	219.5	28:53.000	17		1:40.712	36.578	36.295	27.839	217.3	28:45.198
18		1:41.526	36.855	36.660	28.011	219.5	30:34.526	18		1:41.329	36.940	36.485	27.904	218.1	30:26.527
19		1:41.455	36.710	36.723	28.022	219.9	32:15.981	19		1:41.026	36.635	36.462	27.929	217.3	32:07.553



Hungaroring
Formula Regional European Char
Race - 2
Lap Analysis



74

Enzo Fittipaldi

F3 Tatuus 318 A.R.

99

Sophia Flörsch

F3 Tatuus 318 A.R.

R

Prema Powerteam

Van Amersfoort Racing

Lap	D	Time	Sector 1	Sector 2	Sector 3	T. Spd	Elapsed	Lap	D	Time	Sector 1	Sector 2	Sector 3	T. Spd	Elapsed
1		1:47.523	42.026	37.380	28.117	184.9	1:47.523	1		1:48.571	42.541	37.754	28.276	185.8	1:48.571
2		1:42.913	38.031	36.874	28.008	218.6	3:30.436	2		1:43.014	37.519	37.394	28.101	219.5	3:31.585
3		1:41.457	36.870	36.620	27.967	219.5	5:11.893	3		1:41.653	36.982	36.669	28.002	219.5	5:13.238
4		1:41.284	36.851	36.540	27.893	219.0	6:53.177	4		1:41.650	36.941	36.798	27.911	219.0	6:54.888
5		1:41.098	36.733	36.602	27.763	219.0	8:34.275	5		1:41.206	36.911	36.531	27.764	219.0	8:36.094
6		1:40.719	36.622	36.390	27.707	218.1	10:14.994	6		1:41.211	36.810	36.571	27.830	218.1	10:17.305
7		1:40.621	36.661	36.229	27.731	218.6	11:55.615	7		1:41.175	36.855	36.511	27.809	218.6	11:58.480
8		1:40.561	36.565	36.156	27.840	219.5	13:36.176	8		1:41.268	36.859	36.535	27.874	218.6	13:39.748
9		1:40.637	36.617	36.184	27.836	219.5	15:16.813	9		1:41.187	36.929	36.413	27.845	219.0	15:20.935
10		1:40.501	36.611	36.097	27.793	219.0	16:57.314	10		1:40.861	36.660	36.495	27.706	219.0	17:01.796
11		1:40.353	36.639	36.145	27.569	219.0	18:37.667	11		1:40.745	36.733	36.326	27.686	219.0	18:42.541
12		1:40.280	36.507	36.114	27.659	219.0	20:17.947	12		1:40.888	36.819	36.357	27.712	218.6	20:23.429
13		1:40.444	36.472	36.038	27.934	218.6	21:58.391	13		1:40.546	36.705	36.185	27.656	218.6	22:03.975
14		1:40.652	36.586	36.286	27.780	217.7	23:39.043	14		1:40.696	36.706	36.243	27.747	218.6	23:44.671
15		1:40.188	36.520	35.969	27.699	219.0	25:19.231	15		1:40.593	36.712	36.210	27.671	217.3	25:25.264
16		1:40.352	36.473	36.105	27.774	219.5	26:59.583	16		1:40.554	36.684	36.197	27.673	218.1	27:05.818
17		1:40.401	36.664	36.156	27.581	219.5	28:39.984	17		1:40.991	36.755	36.286	27.950	217.7	28:46.809
18		1:40.095	36.377	36.015	27.703	219.0	30:20.079	18		1:40.806	36.804	36.337	27.665	218.1	30:27.615
19		1:40.249	36.454	36.061	27.734	219.0	32:00.328	19		1:40.819	36.795	36.303	27.721	218.6	32:08.434

95

Tom Beckhäuser

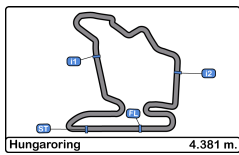
F3 Tatuus 318 A.R.

R

Technorace A.S.D

Lap	D	Time	Sector 1	Sector 2	Sector 3	T. Spd	Elapsed
1		1:58.494	52.263	38.035	28.196	190.4	1:58.494
2		1:42.809	37.188	37.003	28.618	218.6	3:41.303
3		1:41.997	37.312	36.618	28.067	217.7	5:23.300
4		1:41.969	36.912	37.104	27.953	218.1	7:05.269
5		1:41.319	36.871	36.446	28.002	217.3	8:46.588
6		1:41.264	36.781	36.580	27.903	217.7	10:27.852
7		1:48.879	43.943	36.765	28.171	218.1	12:16.731
8		1:41.395	36.809	36.552	28.034	218.1	13:58.126
9		1:41.963	37.091	36.982	27.890	219.0	15:40.089
10		1:41.361	36.863	36.623	27.875	217.3	17:21.450
11		1:41.095	36.945	36.242	27.908	217.3	19:02.545
12		1:40.946	36.973	36.075	27.898	217.3	20:43.491
13		1:41.157	36.888	36.466	27.803	216.8	22:24.648
14		1:41.147	37.065	36.234	27.848	216.8	24:05.795
15		1:41.616	36.925	36.510	28.181	217.3	25:47.411
16		1:41.031	36.747	36.503	27.781	216.8	27:28.442
17		1:41.304	36.781	36.533	27.990	217.7	29:09.746
18		1:43.604	37.125	38.451	28.028	215.5	30:53.350
19		1:41.945	37.006	36.816	28.123	217.7	32:35.295



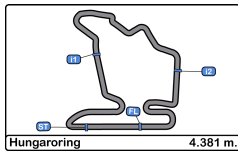


Hungaroring
Formula Regional European Char
Race - 2
Analysis by Lap



Num	Lap Time	Gap	Num	Lap Time	Gap	Num	Lap Time	Gap	Num	Lap Time	Gap	Num	Lap Time	Gap
Lap 1			Lap 4			Lap 7			Lap 10			Lap 13		
2	1:46.752		2	1:41.078		2	1:40.713		2	1:40.221		2	1:40.233	
74	1:47.523	00.771	74	1:41.284	00.742	74	1:40.621	00.844	74	1:40.501	00.999	74	1:40.444	01.494
64	1:48.168	01.416	64	1:41.455	01.759	64	1:41.265	03.223	64	1:40.743	04.675	64	1:40.859	06.168
99	1:48.571	01.819	99	1:41.650	02.453	99	1:41.175	03.709	99	1:40.861	05.481	99	1:40.546	07.078
27	1:48.935	02.183	27	1:41.674	02.989	27	1:41.156	04.491	27	1:41.099	06.619	27	1:40.803	08.659
28	1:49.493	02.741	28	1:41.763	03.726	28	1:41.216	05.559	28	1:41.179	07.625	28	1:41.017	10.899
41	1:49.930	03.178	41	1:41.898	04.374	41	1:41.383	06.598	41	1:41.167	08.432	41	1:41.383	11.775
46	1:50.256	03.504	46	1:41.968	04.952	46	1:41.813	07.534	46	1:41.064	09.520	46	1:41.294	12.509
10	1:50.711	03.959	10	1:41.937	05.442	10	1:41.657	08.247	10	1:41.489	11.372	10	1:41.568	15.276
7	1:54.031	07.279	95	1:41.969	12.834	95	1:48.879	21.960	95	1:41.361	25.135	95	1:41.157	27.751
95	1:58.494	11.742	7	1:45.971	21.279	7	1:46.091	36.704	7	1:45.844	1:10.860	7	1:45.927	1:27.558
Lap 2			Lap 5			Lap 8			Lap 11			Lap 14		
2	1:43.103		2	1:40.714		2	1:40.686		2	1:40.146		2	1:40.310	
74	1:42.913	00.581	74	1:41.098	01.126	74	1:40.561	00.719	74	1:40.353	01.206	74	1:40.652	01.836
64	1:42.922	01.235	64	1:41.230	02.275	64	1:41.216	03.753	64	1:40.596	05.125	64	1:40.460	06.318
99	1:43.014	01.730	99	1:41.206	02.945	99	1:41.268	04.291	99	1:40.745	06.080	99	1:40.696	07.464
27	1:43.086	02.166	27	1:41.306	03.581	27	1:41.135	04.940	27	1:41.034	07.507	27	1:40.935	09.284
28	1:43.006	02.644	28	1:41.614	04.626	28	1:41.113	05.986	28	1:41.170	08.649	28	1:41.003	11.592
41	1:43.035	03.110	41	1:41.691	05.351	41	1:41.165	07.077	41	1:41.165	09.451	41	1:41.116	12.581
46	1:42.947	03.348	46	1:41.525	05.763	46	1:41.480	08.328	46	1:41.019	10.393	46	1:41.070	13.269
10	1:42.885	03.741	10	1:41.991	06.719	10	1:41.610	09.171	10	1:41.464	12.690	10	1:41.326	16.292
7	1:47.201	11.377	95	1:41.319	13.439	95	1:41.395	22.669	95	1:41.095	26.084	95	1:41.147	28.588
95	1:42.809	11.448	7	1:46.054	26.619	7	2:03.476	59.494	7	1:45.726	1:16.440	7	1:46.426	1:33.674
Lap 3			Lap 6			Lap 9			Lap 12			Lap 15		
2	1:41.502		2	1:40.909		2	1:40.637		2	1:40.203		2	1:40.211	
74	1:41.457	00.536	74	1:40.719	00.936	74	1:40.637	00.719	74	1:40.280	01.283	74	1:40.188	01.813
64	1:41.649	01.382	64	1:41.305	02.671	64	1:41.037	04.153	64	1:40.620	05.542	64	1:40.476	06.583
99	1:41.653	01.881	99	1:41.211	03.247	99	1:41.187	04.841	99	1:40.888	06.765	99	1:40.593	07.846
27	1:41.729	02.393	27	1:41.376	04.048	27	1:41.438	05.741	27	1:40.785	08.089	27	1:41.497	10.570
28	1:41.899	03.041	28	1:41.339	05.056	28	1:41.318	06.667	28	1:41.669	10.115	28	1:41.021	12.402
41	1:41.946	03.554	41	1:41.486	05.928	41	1:41.046	07.486	41	1:41.377	10.625	41	1:41.022	13.392
46	1:42.216	04.062	46	1:41.580	06.434	46	1:40.986	08.677	46	1:41.258	11.448	46	1:41.563	14.621
10	1:42.344	04.583	10	1:41.493	07.303	10	1:41.570	10.104	10	1:41.454	13.941	10	1:41.095	17.176
95	1:41.997	11.943	95	1:41.264	13.794	95	1:41.963	23.995	95	1:40.946	26.827	95	1:41.616	29.993
7	1:46.511	16.386	7	1:45.616	31.326	7	1:46.380	1:05.237	7	1:45.627	1:21.864	7	1:46.254	1:39.717





Hungaroring
Formula Regional European Char
Race - 2
Analysis by Lap



Num	Lap Time	Gap	Num	Lap Time	Gap
-----	----------	-----	-----	----------	-----

Lap 16

2	1:40.220	
74	1:40.352	01.945
64	1:40.485	06.848
99	1:40.554	08.180
27	1:41.061	11.411
28	1:40.860	13.042
41	1:41.110	14.282
46	1:41.116	15.517
10	1:41.017	17.973
95	1:41.031	30.804

Lap 19

2	1:40.663	
74	1:40.249	01.314
64	1:41.026	08.539
99	1:40.819	09.420
27	1:41.694	13.944
28	1:41.460	15.957
41	1:41.455	16.967
46	1:41.256	18.661
10	1:41.524	20.804
95	1:41.945	36.281

Num	Lap Time	Gap
7	1:48.209	1 Lap

Lap 17

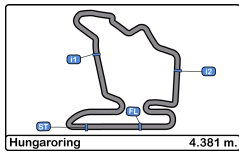
2	1:40.557	
74	1:40.401	01.789
64	1:40.712	07.003
99	1:40.991	08.614
7	1:50.117	1 Lap
27	1:40.758	11.612
28	1:41.031	13.516
41	1:41.080	14.805
46	1:41.283	16.243
10	1:40.966	18.382
95	1:41.304	31.551

Num	Lap Time	Gap
-----	----------	-----

Lap 18

2	1:40.156	
74	1:40.095	01.728
64	1:41.329	08.176
99	1:40.806	09.264
27	1:41.457	12.913
28	1:41.800	15.160
41	1:41.526	16.175
46	1:41.981	18.068
10	1:41.717	19.943
95	1:43.604	34.999
7	2:08.399	1 Lap





Hungaroring
Formula Regional European Char
Race - 2



Best Sectors Results

Sector - 1			Sector - 2			Sector - 3			Ideal Lap vs Best Lap						
Clas	Nº	Driver	Time	Nº	Driver	Time	Nº	Driver	Time	Clas	Nº	Driver	Ideal Lap	Best Lap	Clas
1	74	Enzo Fittipaldi	36.377	74	Enzo Fittipaldi	35.969	2	Frederik Vesti	27.486	1	74	Enzo Fittipaldi	1:39.915	1:40.095	1
2	2	Frederik Vesti	36.557	64	Olli Caldwell	36.013	74	Enzo Fittipaldi	27.569	2	2	Frederik Vesti	1:40.063	1:40.146	2
3	64	Olli Caldwell	36.578	2	Frederik Vesti	36.020	99	Sophia Flörsch	27.656	3	64	Olli Caldwell	1:40.260	1:40.460	3
4	27	David Schumacher	36.630	95	Tom Beckhäuser	36.075	64	Olli Caldwell	27.669	4	27	David Schumacher	1:40.497	1:40.758	5
5	99	Sophia Flörsch	36.660	28	Marcos Siebert	36.125	27	David Schumacher	27.691	5	99	Sophia Flörsch	1:40.501	1:40.546	4
6	10	Konsta Lappalainen	36.699	27	David Schumacher	36.176	95	Tom Beckhäuser	27.781	6	95	Tom Beckhäuser	1:40.603	1:40.946	7
7	41	Raul Guzman	36.710	99	Sophia Flörsch	36.185	10	Konsta Lappalainen	27.789	7	28	Marcos Siebert	1:40.786	1:40.860	6
8	46	Isac Blomqvist	36.716	46	Isac Blomqvist	36.295	28	Marcos Siebert	27.807	8	10	Konsta Lappalainen	1:40.844	1:40.966	8
9	95	Tom Beckhäuser	36.747	41	Raul Guzman	36.353	41	Raul Guzman	27.813	9	46	Isac Blomqvist	1:40.864	1:40.986	9
10	28	Marcos Siebert	36.854	10	Konsta Lappalainen	36.356	46	Isac Blomqvist	27.853	10	41	Raul Guzman	1:40.876	1:41.022	10
11	7	Scolari Sharon	37.688	7	Scolari Sharon	38.363	7	Scolari Sharon	29.165	11	7	Scolari Sharon	1:45.216	1:45.616	11
12	25	Alexandre Bardinon	Transpo	25	Alexandre Bardinon	Transpo	25	Alexandre Bardinon	Transpo	12	25	Alexandre Bardinon	Transpo	Transpo	12





Hungaroring
Formula Regional European Char
Race - 2
Leader Sequence



Nº	Driver	Nat	Competitor	Nat	Start Lap	End Lap	Laps	Total Laps
2	Frederik Vesti	DNK	Prema Powerteam	ITA	R	1	19	19



Hungaroring
Formula Regional European Char
Race - 2
Best 5 Lap Times



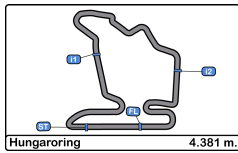
Cls	Nº	Driver	Nat	Competitor	Nat			Best 1		Best 2		Best 3		Best 4		Best 5	
								Time	Lap	Time	Lap	Time	Lap	Time	Lap	Time	Lap
1	74	Enzo Fittipaldi	BRA	Prema Powerteam	ITA	R	1	1:40.095	18	1:40.188	15	1:40.249	19	1:40.280	12	1:40.352	16
2	2	Frederik Vesti	DNK	Prema Powerteam	ITA	R	2	1:40.146	11	1:40.156	18	1:40.203	12	1:40.211	15	1:40.220	16
3	64	Olli Caldwell	GBR	Prema Powerteam	ITA	R	3	1:40.460	14	1:40.476	15	1:40.485	16	1:40.596	11	1:40.620	12
4	99	Sophia Flörsch	DEU	Van Amersfoort Racing	NDL			1:40.546	13	1:40.554	16	1:40.593	15	1:40.696	14	1:40.745	11
5	27	David Schumacher	DEU	US Racing	DEU	R	4	1:40.758	17	1:40.785	12	1:40.803	13	1:40.935	14	1:41.034	11
6	28	Marcos Siebert	ARG	US Racing	DEU			1:40.860	16	1:41.003	14	1:41.017	13	1:41.021	15	1:41.031	17
7	95	Tom Beckhäuser	CZE	Technorace A.S.D	ITA	R	5	1:40.946	12	1:41.031	16	1:41.095	11	1:41.147	14	1:41.157	13
8	10	Konsta Lappalainen	FIN	Kic Motorsport	FIN	R	6	1:40.966	17	1:41.017	16	1:41.095	15	1:41.326	14	1:41.454	12
9	46	Isac Blomqvist	SW	Kic Motorsport	FIN	R	7	1:40.986	9	1:41.019	11	1:41.064	10	1:41.070	14	1:41.116	16
10	41	Raul Guzman	MEX	DR Formula	PRT	R	8	1:41.022	15	1:41.046	9	1:41.080	17	1:41.110	16	1:41.116	14
11	7	Scolari Sharon	CHE	Scorace Team	CHE			1:45.616	6	1:45.627	12	1:45.726	11	1:45.844	10	1:45.927	13
12	25	Alexandre Bardinon	FRA	Van Amersfoort Racing	FRA												



Hungaroring
Formula Regional European Char
Race - 2
Best 5 Top Speeds



Cls	Nº	Driver	Nat	Competitor	Nat			Top 1		Top 2		Top 3		Top 4		Top 5		Avg
								Km/h	Lap	Km/h	Lap	Km/h	Lap	Km/h	Lap	Km/h	Lap	
1	41	Raul Guzman	MEX	DR Formula	PRT	R	1	220.8	13	220.4	3	219.9	4	219.9	8	219.9	9	220.2
2	10	Konsta Lappalainen	FIN	Kic Motorsport	FIN	R	2	220.4	3	219.0	2	219.0	4	219.0	5	219.0	8	219.3
3	46	Isac Blomqvist	SW	Kic Motorsport	FIN	R	3	220.4	3	219.5	13	219.5	14	219.5	16	219.0	2	219.6
4	27	David Schumacher	DEU	US Racing	DEU	R	4	219.9	2	219.5	9	219.0	3	219.0	18	218.6	4	219.2
5	74	Enzo Fittipaldi	BRA	Prema Powerteam	ITA	R	5	219.5	3	219.5	8	219.5	9	219.5	16	219.5	17	219.5
6	99	Sophia Flörsch	DEU	Van Amersfoort Racing	NLD			219.5	2	219.5	3	219.0	4	219.0	5	219.0	9	219.2
7	2	Frederik Vesti	DNK	Prema Powerteam	ITA	R	6	219.0	17	217.7	15	217.7	16	217.3	3	217.3	8	217.8
8	28	Marcos Siebert	ARG	US Racing	DEU			219.0	3	218.6	5	218.1	2	218.1	4	217.7	8	218.3
9	95	Tom Beckhäuser	CZE	Technorace A.S.D	ITA	R	7	219.0	9	218.6	2	218.1	4	218.1	7	218.1	8	218.4
10	64	Olli Caldwell	GBR	Prema Powerteam	ITA	R	8	218.6	2	218.1	3	218.1	4	218.1	11	218.1	18	218.2
11	7	Scolari Sharon	CHE	Scorace Team	CHE			217.7	17	216.8	4	216.4	5	215.5	2	215.5	12	216.4
12	25	Alexandre Bardinon	FRA	Van Amersfoort Racing	FRA			194.2	1									194.2

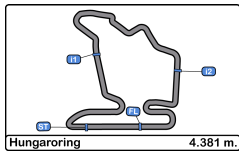


Hungaroring
Formula Regional European Char
Race - 2



Fastest Laps Sequence

Lap	Time of Day	Session Time	Nº	Driver	Nat	Competitor	Nat		Time	Km/h
2	12:01:15.183	3:30.183	2	Frederik Vesti	DNK	Prema Powerteam	ITA	R	1:43.103	152.9
2	12:01:15.765	3:30.765	74	Enzo Fittipaldi	BRA	Prema Powerteam	ITA	R	1:42.913	153.2
2	12:01:18.925	3:33.925	10	Konsta Lappalainen	FIN	Kic Motorsport	FIN	R	1:42.885	153.2
2	12:01:26.632	3:41.632	95	Tom Beckhäuser	CZE	Technorace A.S.D	ITA	R	1:42.809	153.4
3	12:02:56.686	5:11.686	2	Frederik Vesti	DNK	Prema Powerteam	ITA	R	1:41.502	155.3
3	12:02:57.222	5:12.222	74	Enzo Fittipaldi	BRA	Prema Powerteam	ITA	R	1:41.457	155.4
4	12:04:37.763	6:52.763	2	Frederik Vesti	DNK	Prema Powerteam	ITA	R	1:41.078	156.0
5	12:06:18.478	8:33.478	2	Frederik Vesti	DNK	Prema Powerteam	ITA	R	1:40.714	156.5
7	12:09:40.100	11:55.100	2	Frederik Vesti	DNK	Prema Powerteam	ITA	R	1:40.713	156.5
7	12:09:40.944	11:55.944	74	Enzo Fittipaldi	BRA	Prema Powerteam	ITA	R	1:40.621	156.7
8	12:11:21.505	13:36.505	74	Enzo Fittipaldi	BRA	Prema Powerteam	ITA	R	1:40.561	156.8
10	12:14:41.644	16:56.644	2	Frederik Vesti	DNK	Prema Powerteam	ITA	R	1:40.221	157.3
11	12:16:21.790	18:36.790	2	Frederik Vesti	DNK	Prema Powerteam	ITA	R	1:40.146	157.4
18	12:28:05.408	30:20.408	74	Enzo Fittipaldi	BRA	Prema Powerteam	ITA	R	1:40.095	157.5



Hungaroring
Formula Regional European Char
Race - 2



Event Best Maximum Speed

Nº	Driver	Nat	Competitor	Nat	Km/h	Session	
28	Marcos Siebert	ARG	US Racing	DEU	224.5	Qualifying - 1	
46	Isac Blomqvist	SWE	Kic Motorsport	FIN	R	224.0	Qualifying - 1
25	Alexandre Bardinon	FRA	Van Amersfoort Racing	FRA	224.0	Qualifying - 1	
95	Tom Beckhäuser	CZE	Technorace A.S.D	ITA	R	223.6	Qualifying - 1
99	Sophia Flörsch	DEU	Van Amersfoort Racing	NDL	223.6	Qualifying - 1	
17	Igor Fraga	BRA	DR Formula	PRT	223.6	Race - 1	
74	Enzo Fittipaldi	BRA	Prema Powerteam	ITA	R	223.1	Qualifying - 1
7	Scolari Sharon	CHE	Scorace Team	CHE	223.1	Qualifying - 1	
64	Olli Caldwell	GBR	Prema Powerteam	ITA	R	223.1	Qualifying - 1
41	Raul Guzman	MEX	DR Formula	PRT	R	223.1	Qualifying - 1
2	Frederik Vesti	DNK	Prema Powerteam	ITA	R	222.6	Qualifying - 1
10	Konsta Lappalainen	FIN	Kic Motorsport	FIN	R	222.6	Qualifying - 1
27	David Schumacher	DEU	US Racing	DEU	R	222.6	Race - 1



Hungaroring
Formula Regional European Char
Race - 2
Lap Chart



LAP

Nr	Pos	Grid	1	2	3	4	5	6	7	8	9	10	11	12	13	14	15	16	17	18	19
2	1	2	2	2	2	2	2	2	2	2	2	2	2	2	2	2	2	2	2	2	2
64	2	64	74	74	74	74	74	74	74	74	74	74	74	74	74	74	74	74	74	74	74
99	3	99	64	64	64	64	64	64	64	64	64	64	64	64	64	64	64	64	64	64	64
74	4	74	99	99	99	99	99	99	99	99	99	99	99	99	99	99	99	99	99	99	99
27	5	27	27	27	27	27	27	27	27	27	27	27	27	27	27	27	27	27	27	27	27
46	6	46	28	28	28	28	28	28	28	28	28	28	28	28	28	28	28	28	28	28	28
28	7	28	41	41	41	41	41	41	41	41	41	41	41	41	41	41	41	41	41	41	41
41	8	41	46	46	46	46	46	46	46	46	46	46	46	46	46	46	46	46	46	46	46
95	9	95	10	10	10	10	10	10	10	10	10	10	10	10	10	10	10	10	10	10	10
10	10	10	7	7	95	95	95	95	95	95	95	95	95	95	95	95	95	95	95	95	95
25	11	25	95	95	7	7	7	7	7	7	7	7	7	7	7	7	7	7	7	7	7
7	12	7																			

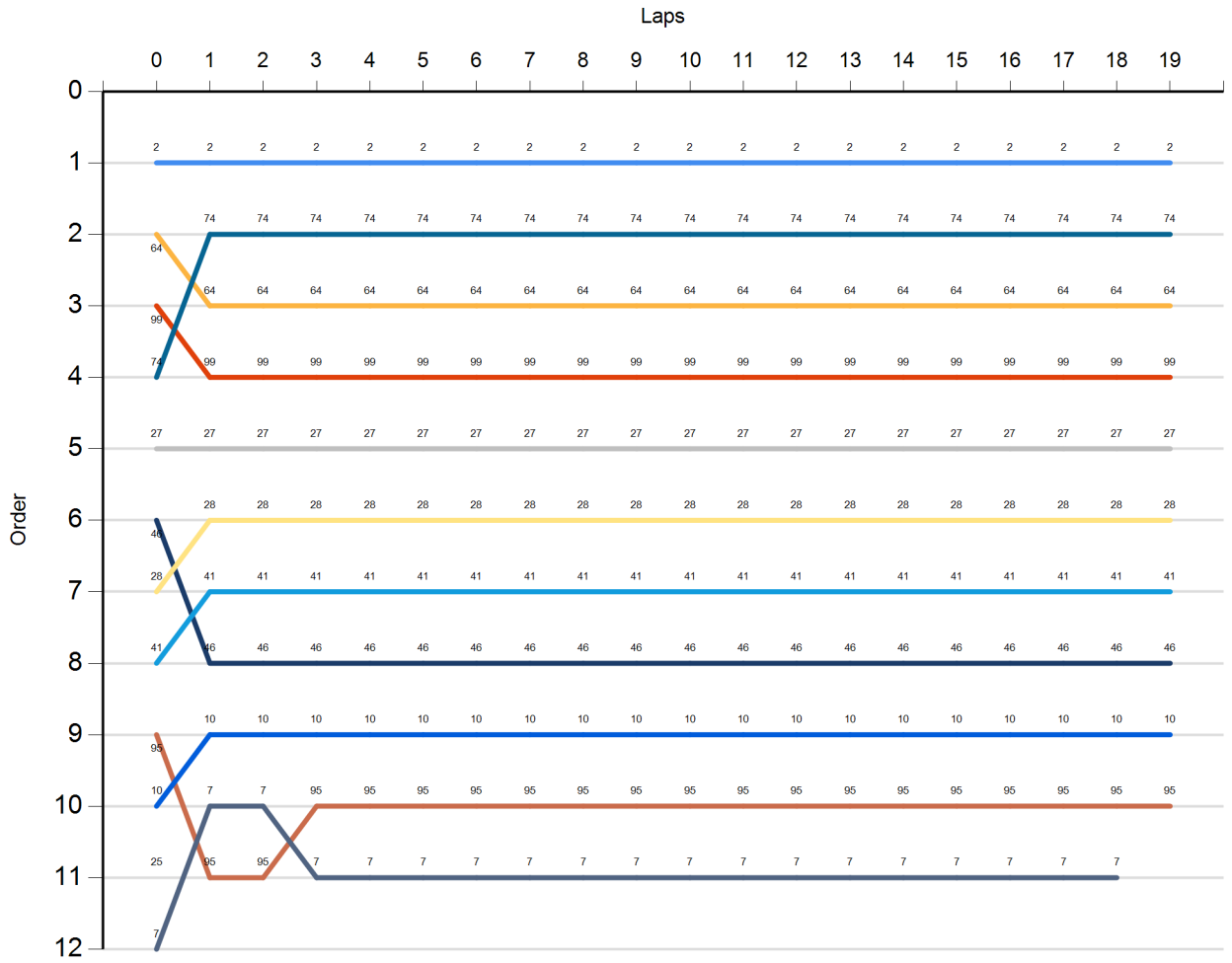




Hungaroring
Formula Regional European Char
Race - 2
Graphic Lap Chart



- 2
- 64
- 99
- 74
- 27
- 46
- 28
- 41
- 95
- 10
- 25
- 7



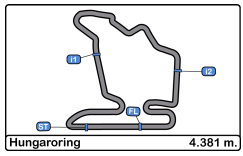


Hungaroring
Formula Regional European Char
Race - 2
Pit Stop Analysis



N°	In Day	Time	Driver	Nat	Competitor	Nat	In Time	Stop N°	Pit Time	Handicap	Penalty
----	--------	------	--------	-----	------------	-----	---------	---------	----------	----------	---------

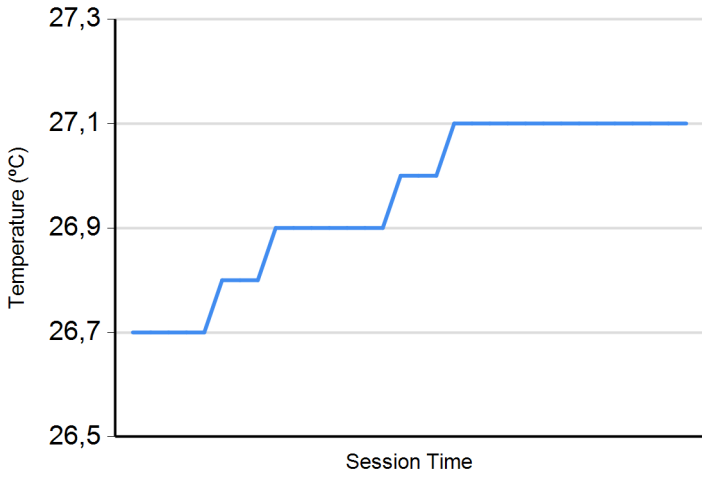




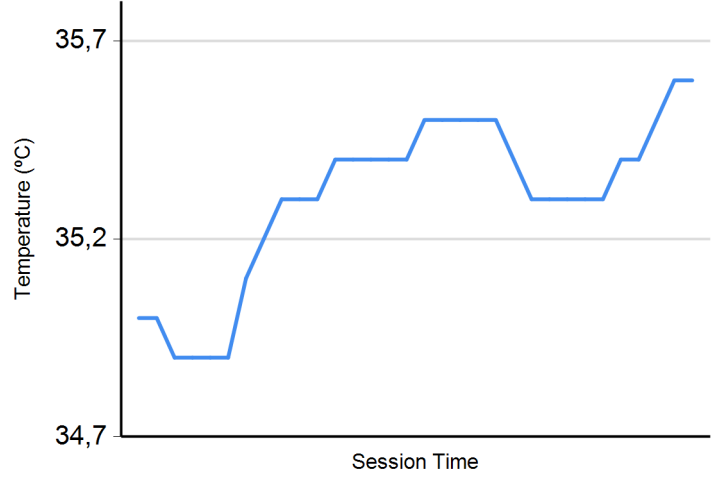
Hungaroring
Formula Regional European Char
Race - 2
Weather Report



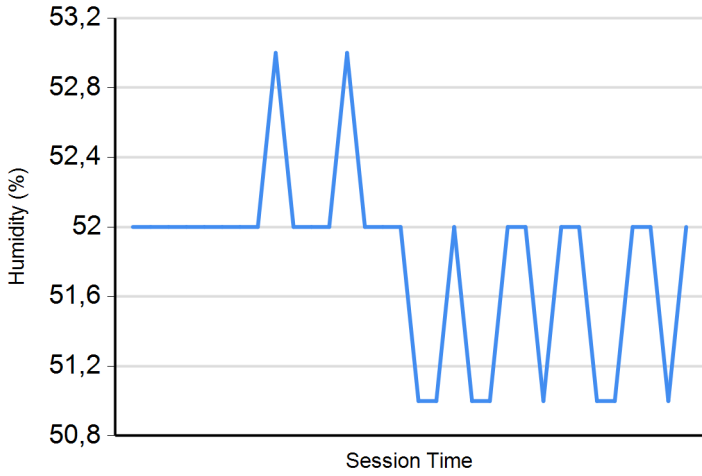
Air Temperature



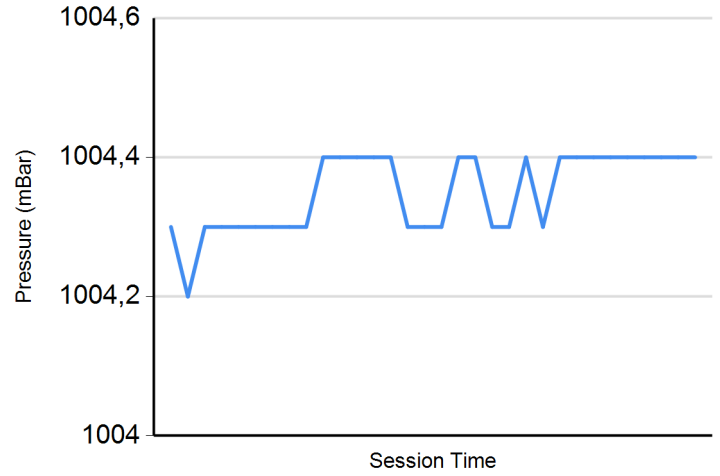
Track Temperature



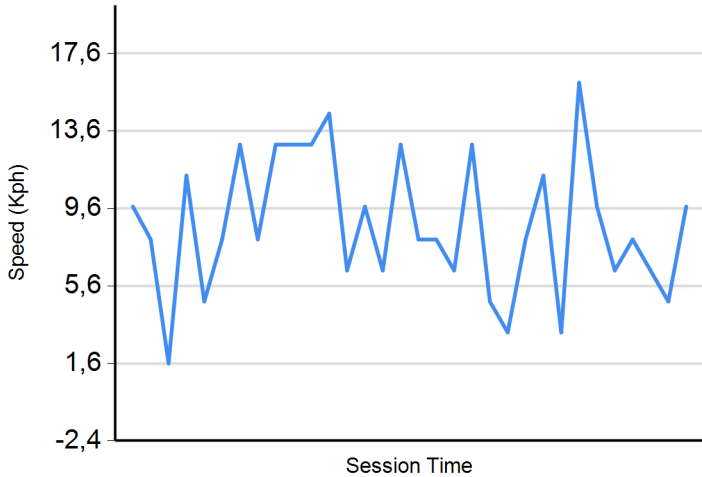
Humidity



Pressure



Wind Speed



Wind direction

