

Hungaroring
Formula Regional European Char
Race - 3
Provisional Results



Cls	N°	Driver	Nat	Competitor	Nat	Cls	Laps	Total Time	Gap	Interval	Km/h	Best	Time	Km/h	
1	2	Frederik Vesti	DNK	Prema Powerteam	ITA	R	1	19	32:05.917			155.5	15	1:40.269	157.2
2	64	Olli Caldwell	GBR	Prema Powerteam	ITA	R	2	19	32:06.048	0.131	0.131	155.5	13	1:40.549	156.8
3	74	Enzo Fittipaldi	BRA	Prema Powerteam	ITA	R	3	19	32:08.602	2.685	2.554	155.3	11	1:40.347	157.1
4	17	Igor Fraga	BRA	DR Formula	PRT			19	32:09.674	3.757	1.072	155.2	10	1:40.550	156.8
5	41	Raul Guzman	MEX	DR Formula	PRT	R	4	19	32:12.114	6.197	2.440	155.0	12	1:40.719	156.5
6	99	Sophia Flörsch	DEU	Van Amersfoort Racing	NDL			19	32:12.716	6.799	0.602	155.0	12	1:40.632	156.7
7	27	David Schumacher	DEU	US Racing	DEU	R	5	19	32:13.226	7.309	0.510	155.0	12	1:40.643	156.7
8	46	Isac Blomqvist	SW	Kic Motorsport	FIN	R	6	19	32:22.726	16.809	9.500	154.2	9	1:41.293	155.7
9	25	Alexandre Bardinon	FRA	Van Amersfoort Racing	FRA			19	32:23.265	17.348	0.539	154.2	10	1:40.982	156.1
10	28	Marcos Siebert	ARG	US Racing	DEU			17	32:37.127	2 Laps	2 Laps	136.9	12	1:39.925	157.8
11	7	Scolari Sharon	CHE	Scorace Team	CHE			17	33:50.996	2 Laps	1:13.869	132.0	13	1:49.103	144.5
Not classified: (Requirements: 70% of number laps of leader = 14 Laps)															
	10	Konsta Lappalainen	FIN	Kic Motorsport	FIN	R	7	2	4:05.188	17 Laps	15 Laps	128.6	1	1:52.000	140.8

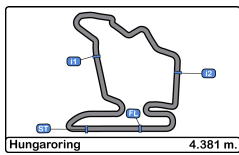
Fastest lap Marcos Siebert in 1:39.925 at 157.8 Km/h in lap 12

Published at:.....

Track Temp: **32.4 °C** Air Temp: **22.7 °C** Humidity: **59 %** Track Status: **WET**

Stewards:	Race Director:	Timekeeper:
------------------	-----------------------	------------------------





Hungaroring
Formula Regional European Char
Race - 3



Provisional Results by Class

Clas	Nº	Driver	Nat	Competitor	Nat	Cls	Laps	Total Time	Gap	Interval	Km/h	Best	Time	Km/h
1	17	Igor Fraga	BRA	DR Formula			19	32:09.674			155.2	10	1:40.550	156.8
2	99	Sophia Flörsch	DEU	Van Amersfoort Racing			19	32:12.716	6.799	3.042	155.0	12	1:40.632	156.7
3	25	Alexandre Bardion	FRA	Van Amersfoort Racing			19	32:23.265	17.348	10.549	154.2	10	1:40.982	156.1
4	28	Marcos Siebert	ARG	US Racing			17	32:37.127	2 Laps	2 Laps	136.9	12	1:39.925	157.8
5	7	Scolari Sharon	CHE	Scorace Team			17	33:50.996	2 Laps	1:13.869	132.0	13	1:49.103	144.5
Rookie														
1	2	Frederik Vesti	DNK	Prema Powerteam	R	1	19	32:05.917			155.5	15	1:40.269	157.2
2	64	Olli Caldwell	GBR	Prema Powerteam	R	2	19	32:06.048	0.131	0.131	155.5	13	1:40.549	156.8
3	74	Enzo Fittipaldi	BRA	Prema Powerteam	R	3	19	32:08.602	2.685	2.554	155.3	11	1:40.347	157.1
4	41	Raul Guzman	MEX	DR Formula	R	4	19	32:12.114	6.197	3.512	155.0	12	1:40.719	156.5
5	27	David Schumacher	DEU	US Racing	R	5	19	32:13.226	7.309	1.112	155.0	12	1:40.643	156.7
6	46	Isac Blomqvist	SW	Kic Motorsport	R	6	19	32:22.726	16.809	9.500	154.2	9	1:41.293	155.7
Not classified: (Requirements: 70% of number laps of leader = 14 Laps)														
	10	Konsta Lappalainen	FIN	Kic Motorsport	R	7	2	4:05.188	17 Laps	17 Laps	128.6	1	1:52.000	140.8

Fastest lap Marcos Siebert in 1:39.925 at 157.8 Km/h in lap 12

Published at:.....

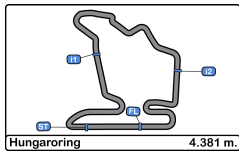
Track Temp: **32.4 °C** Air Temp: **22.7 °C** Humidity: **59 %** Track Status: **WET**

Stewards:

Race Director:

Timekeeper:





Hungaroring
Formula Regional European Char
Race - 3



Provisional Classification by Driver Fastest Lap

Cls	Nº	Driver	Nat	Competitor	Nat	Cls	Laps	Best	Time	Gap	Interval	Km/h
1	28	Marcos Siebert	ARG	US Racing	DEU		17	12	1:39.925			157.8
2	2	Frederik Vesti	DNK	Prema Powerteam	ITA	R	1	19	1:40.269	0.344	0.344	157.2
3	74	Enzo Fittipaldi	BRA	Prema Powerteam	ITA	R	2	19	1:40.347	0.422	0.078	157.1
4	64	Olli Caldwell	GBR	Prema Powerteam	ITA	R	3	19	1:40.549	0.624	0.202	156.8
5	17	Igor Fraga	BRA	DR Formula	PRT		19	10	1:40.550	0.625	0.001	156.8
6	99	Sophia Flörsch	DEU	Van Amersfoort Racing	NDL		19	12	1:40.632	0.707	0.082	156.7
7	27	David Schumacher	DEU	US Racing	DEU	R	4	19	1:40.643	0.718	0.011	156.7
8	41	Raul Guzman	MEX	DR Formula	PRT	R	5	19	1:40.719	0.794	0.076	156.5
9	25	Alexandre Bardinon	FRA	Van Amersfoort Racing	FRA		19	10	1:40.982	1.057	0.263	156.1
10	46	Isac Blomqvist	SWE	Kic Motorsport	FIN	R	6	19	1:41.293	1.368	0.311	155.7
11	7	Scolari Sharon	CHE	Scorace Team	CHE		17	13	1:49.103	9.178	7.810	144.5
12	10	Konsta Lappalainen	FIN	Kic Motorsport	FIN	R	7	2	1:52.000	12.075	2.897	140.8



Hungaroring
Formula Regional European Char
Race - 3



Distance and Speed Average

Cls	Nº	Driver	Nat	Competitor	Nat		Cls	Laps	Distance	Total Time	Km/h
1	2	Frederik Vesti	DNK	Prema Powerteam	ITA	R	1	19	83.23	32:05.917	155.5
2	64	Olli Caldwell	GBR	Prema Powerteam	ITA	R	2	19	83.23	32:06.048	155.5
3	74	Enzo Fittipaldi	BRA	Prema Powerteam	ITA	R	3	19	83.23	32:08.602	155.3
4	17	Igor Fraga	BRA	DR Formula	PRT			19	83.23	32:09.674	155.2
5	41	Raul Guzman	MEX	DR Formula	PRT	R	4	19	83.23	32:12.114	155.0
6	99	Sophia Flörsch	DEU	Van Amersfoort Racing	NDL			19	83.23	32:12.716	155.0
7	27	David Schumacher	DEU	US Racing	DEU	R	5	19	83.23	32:13.226	155.0
8	46	Isac Blomqvist	SWE	Kic Motorsport	FIN	R	6	19	83.23	32:22.726	154.2
9	25	Alexandre Bardinon	FRA	Van Amersfoort Racing	FRA			19	83.23	32:23.265	154.2
10	28	Marcos Siebert	ARG	US Racing	DEU			17	74.47	32:37.127	136.9
11	7	Scolari Sharon	CHE	Scorace Team	CHE			17	74.47	33:50.996	132.0
Not classified: (Requirements: 70% of number laps of leader = 14 Laps)											
	10	Konsta Lappalainen	FIN	Kic Motorsport	FIN	R	7	2	08.76	4:05.188	128.6



Hungaroring
Formula Regional European Char
Race - 3
Lap Analysis



2

Frederik Vesti

F3 Tatuus 318 A.R. **17**

Igor Fraga

F3 Tatuus 318 A.R.

R

Prema Powerteam

DR Formula

Lap	D	Time	Sector 1	Sector 2	Sector 3	T. Spd	Elapsed	Lap	D	Time	Sector 1	Sector 2	Sector 3	T. Spd	Elapsed
1		1:46.494	41.552	36.901	28.041	178.8	1:46.494	1		1:49.613	42.654	38.722	28.237	192.5	1:49.613
2		1:41.879	37.207	36.741	27.931	215.5	3:28.373	2		1:41.494	36.622	36.851	28.021	221.7	3:31.107
3		1:41.534	37.136	36.423	27.975	215.5	5:09.907	3		1:42.114	36.803	37.183	28.128	219.5	5:13.221
4		1:41.343	37.000	36.473	27.870	215.5	6:51.250	4		1:41.474	36.869	36.681	27.924	218.6	6:54.695
5		1:41.200	36.866	36.450	27.884	215.5	8:32.450	5		1:41.240	36.787	36.421	28.032	220.4	8:35.935
6		1:40.914	36.888	36.356	27.670	216.0	10:13.364	6		1:41.083	36.568	36.539	27.976	219.9	10:17.018
7		1:40.911	36.754	36.329	27.828	216.8	11:54.275	7		1:40.997	36.609	36.510	27.878	219.9	11:58.015
8		1:40.939	36.830	36.380	27.729	217.3	13:35.214	8		1:40.781	36.568	36.418	27.795	219.5	13:38.796
9		1:40.598	36.770	36.230	27.598	217.3	15:15.812	9		1:40.881	36.620	36.393	27.868	223.1	15:19.677
10		1:40.613	36.749	36.216	27.648	217.7	16:56.425	10		1:40.550	36.512	36.281	27.757	220.8	17:00.227
11		1:40.380	36.607	36.067	27.706	217.7	18:36.805	11		1:40.590	36.422	36.407	27.761	221.3	18:40.817
12		1:40.733	36.766	36.309	27.658	217.3	20:17.538	12		1:40.593	36.448	36.399	27.746	220.8	20:21.410
13		1:40.444	36.583	36.250	27.611	217.3	21:57.982	13		1:40.958	36.566	36.493	27.899	219.5	22:02.368
14		1:40.547	36.637	36.297	27.613	217.7	23:38.529	14		1:40.955	36.549	36.555	27.851	221.3	23:43.323
15		1:40.269	36.490	36.191	27.588	217.7	25:18.798	15		1:40.827	36.513	36.376	27.938	220.4	25:24.150
16		1:40.996	36.897	36.237	27.862	217.7	26:59.794	16		1:41.104	36.684	36.472	27.948	219.9	27:05.254
17		1:40.742	36.693	36.298	27.751	217.3	28:40.536	17		1:41.170	36.640	36.620	27.910	219.5	28:46.424
18		1:41.098	36.642	36.536	27.920	217.3	30:21.634	18		1:41.604	36.679	36.860	28.065	219.5	30:28.028
19		1:44.283	36.637	37.449	30.197	217.7	32:05.917	19		1:41.646	36.402	36.999	28.245	220.8	32:09.674

7

Scolari Sharon

F3 Tatuus 318 A.R. **25**

Alexandre Bardinon

F3 Tatuus 318 A.R.

Scorace Team

Van Amersfoort Racing

Lap	D	Time	Sector 1	Sector 2	Sector 3	T. Spd	Elapsed	Lap	D	Time	Sector 1	Sector 2	Sector 3	T. Spd	Elapsed
1		1:59.373	47.396	41.548	30.429	194.5	1:59.373	1		1:51.696	44.507	38.403	28.786	194.9	1:51.696
2		1:51.418	39.723	41.059	30.636	210.1	3:50.791	2		1:42.985	37.539	37.292	28.154	218.1	3:34.681
3		1:49.864	39.264	40.491	30.109	211.7	5:40.655	3		1:43.775	37.283	37.619	28.873	219.0	5:18.456
4		1:50.575	39.413	41.026	30.136	213.0	7:31.230	4		1:42.173	37.130	36.968	28.075	218.1	7:00.629
5		1:50.851	39.171	41.167	30.513	212.1	9:22.081	5		1:41.829	36.979	36.820	28.030	219.0	8:42.458
6		1:51.059	39.511	41.278	30.270	212.5	11:13.140	6		1:41.608	37.009	36.690	27.909	218.1	10:24.066
7		1:50.911	39.483	41.247	30.181	213.8	13:04.051	7		1:41.710	37.036	36.767	27.907	218.6	12:05.776
8		2:03.695 P	40.295	42.175	41.225	213.4	15:07.746	8		1:41.769	37.108	36.629	28.032	219.5	13:47.545
9		3:56.748	2:39.499	45.653	31.596		19:04.494	9		1:41.344	36.801	36.670	27.873	219.0	15:28.889
10		1:52.695	40.242	41.548	30.905	212.1	20:57.189	10		1:40.982	36.819	36.510	27.653	218.6	17:09.871
11		1:50.906	39.724	41.022	30.160	214.7	22:48.095	11		1:41.152	36.882	36.559	27.711	219.9	18:51.023
12		1:49.700	39.094	40.618	29.988	213.8	24:37.795	12		1:41.185	36.800	36.454	27.931	218.6	20:32.208
13		1:49.103	39.076	40.298	29.729	213.8	26:26.898	13		1:41.222	36.857	36.480	27.885	219.5	22:13.430
14		1:49.832	39.464	40.373	29.995	213.4	28:16.730	14		1:41.311	36.830	36.689	27.792	219.9	23:54.741
15		1:50.610	39.278	41.072	30.260	213.8	30:07.340	15		1:41.206	36.818	36.416	27.972	219.9	25:35.947
16		1:51.440	39.193	41.544	30.703	212.5	31:58.780	16		1:41.923	37.174	36.652	28.097	218.1	27:17.870
17		1:52.216	40.009	41.473	30.734	213.0	33:50.996	17		1:41.450	36.853	36.717	27.880	219.0	28:59.320
18		1:41.900	37.157	36.816	27.927	219.9	30:41.220	18		1:41.900	37.157	36.816	27.927	219.9	30:41.220
19		1:42.045	37.214	36.676	28.155	220.8	32:23.265	19		1:42.045	37.214	36.676	28.155	220.8	32:23.265

10

Konsta Lappalainen

F3 Tatuus 318 A.R.

R

Kic Motorsport

Lap	D	Time	Sector 1	Sector 2	Sector 3	T. Spd	Elapsed
1		1:52.000	44.736	38.441	28.823	191.8	1:52.000
2		2:13.188 P	39.791	47.329	46.068	218.1	4:05.188





Hungaroring
Formula Regional European Char
Race - 3
Lap Analysis



27

David Schumacher

F3 Tatuus 318 A.R. **41**

Raul Guzman

F3 Tatuus 318 A.R.

R

US Racing

R

DR Formula

Lap D	Time	Sector 1	Sector 2	Sector 3	T. Spd	Elapsed	Lap D	Time	Sector 1	Sector 2	Sector 3	T. Spd	Elapsed
1	1:50.530	43.529	38.436	28.565	181.2	1:50.530	1	1:49.348	42.962	38.103	28.283	193.8	1:49.348
2	1:41.599	36.945	36.517	28.137	219.5	3:32.129	2	1:42.462	37.288	36.930	28.244	217.3	3:31.810
3	1:43.213	37.815	37.254	28.144	219.0	5:15.342	3	1:42.622	37.395	36.923	28.304	218.6	5:14.432
4	1:41.813	36.885	36.814	28.114	219.0	6:57.155	4	1:41.931	37.111	36.728	28.092	216.8	6:56.363
5	1:41.594	36.846	36.741	28.007	219.9	8:38.749	5	1:41.831	36.841	36.695	28.295	217.7	8:38.194
6	1:41.955	37.121	36.954	27.880	219.9	10:20.704	6	1:41.569	37.074	36.521	27.974	216.8	10:19.763
7	1:41.274	36.810	36.553	27.911	219.9	12:01.978	7	1:41.288	36.927	36.499	27.862	217.3	12:01.051
8	1:40.926	36.784	36.279	27.863	219.9	13:42.904	8	1:40.965	36.756	36.358	27.851	218.1	13:42.016
9	1:41.010	36.760	36.427	27.823	220.4	15:23.914	9	1:40.910	36.749	36.303	27.858	218.1	15:22.926
10	1:41.058	36.600	36.428	28.030	220.8	17:04.972	10	1:40.799	36.750	36.248	27.801	219.0	17:03.725
11	1:40.831	36.695	36.231	27.905	220.8	18:45.803	11	1:40.905	36.768	36.277	27.860	218.6	18:44.630
12	1:40.643	36.682	36.185	27.776	219.5	20:26.446	12	1:40.719	36.629	36.250	27.840	218.6	20:25.349
13	1:40.829	36.688	36.321	27.820	220.8	22:07.275	13	1:40.733	36.698	36.282	27.753	219.0	22:06.082
14	1:40.738	36.607	36.245	27.886	220.4	23:48.013	14	1:40.997	36.611	36.495	27.891	219.0	23:47.079
15	1:40.867	36.768	36.347	27.752	220.8	25:28.880	15	1:40.792	36.615	36.298	27.879	218.1	25:27.871
16	1:41.193	36.665	36.555	27.973	220.4	27:10.073	16	1:41.027	36.656	36.455	27.916	218.1	27:08.898
17	1:40.864	36.622	36.364	27.878	219.5	28:50.937	17	1:40.945	36.718	36.446	27.781	219.0	28:49.843
18	1:41.097	36.727	36.353	28.017	221.3	30:32.034	18	1:41.144	36.655	36.479	28.010	219.5	30:30.987
19	1:41.192	36.676	36.411	28.105	221.3	32:13.226	19	1:41.127	36.733	36.401	27.993	218.6	32:12.114

28

Marcos Siebert

F3 Tatuus 318 A.R. **46**

Isac Blomqvist

F3 Tatuus 318 A.R.

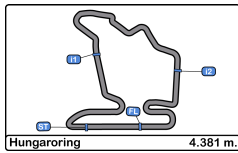
US Racing

R

Kic Motorsport

Lap D	Time	Sector 1	Sector 2	Sector 3	T. Spd	Elapsed	Lap D	Time	Sector 1	Sector 2	Sector 3	T. Spd	Elapsed
1	1:47.887	42.166	37.286	28.435	186.2	1:47.887	1	1:50.909	43.657	38.820	28.432	187.8	1:50.909
2	1:42.054	37.131	36.793	28.130	216.8	3:29.941	2	1:42.372	37.168	37.091	28.113	217.7	3:33.281
3	2:56.564 P	37.072	38.470	1:41.022	216.4	6:26.505	3	1:42.929	37.176	37.407	28.346	217.3	5:16.210
4	4:25.683	3:21.914	36.007	27.762		10:52.188	4	1:41.702	37.016	36.740	27.946	217.7	6:57.912
5	1:40.432	36.758	35.936	27.738	215.1	12:32.620	5	1:41.619	36.955	36.595	28.069	216.4	8:39.531
6	1:40.438	36.729	35.968	27.741	215.5	14:13.058	6	1:42.098	37.101	36.968	28.029	214.7	10:21.629
7	1:40.508	36.675	36.025	27.808	216.4	15:53.566	7	1:41.485	36.958	36.609	27.918	218.6	12:03.114
8	1:40.181	36.635	35.880	27.666	216.0	17:33.747	8	1:41.635	36.970	36.757	27.908	219.0	13:44.749
9	1:40.067	36.612	35.810	27.645	215.1	19:13.814	9	1:41.293	36.828	36.638	27.827	218.1	15:26.042
10	1:41.391	36.662	36.056	28.673	216.4	20:55.205	10	1:41.542	36.898	36.660	27.984	217.7	17:07.584
11	1:40.117	36.550	35.801	27.766	215.1	22:35.322	11	1:41.838	37.128	36.771	27.939	216.8	18:49.422
12	1:39.925	36.541	35.796	27.588	216.4	24:15.247	12	1:41.505	37.066	36.493	27.946	216.8	20:30.927
13	1:41.183	37.214	36.295	27.674	196.7	25:56.430	13	1:41.343	36.919	36.407	28.017	216.8	22:12.270
14	1:40.006	36.600	35.724	27.682	215.5	27:36.436	14	1:41.379	36.905	36.569	27.905	217.7	23:53.649
15	1:40.252	36.587	35.693	27.972	216.0	29:16.688	15	1:41.680	37.054	36.612	28.014	216.8	25:35.329
16	1:40.241	36.548	35.977	27.716	216.0	30:56.929	16	1:41.748	37.026	36.715	28.007	216.8	27:17.077
17	1:40.198	36.604	35.798	27.796	215.5	32:37.127	17	1:41.803	36.984	36.820	27.999	216.8	28:58.880
							18	1:41.858	37.058	36.749	28.051	216.4	30:40.738
							19	1:41.988	37.059	36.725	28.204	217.3	32:22.726





Hungaroring
Formula Regional European Char
Race - 3
Lap Analysis



64

Olli Caldwell

F3 Tatuus 318 A.R.

99

Sophia Flörsch

F3 Tatuus 318 A.R.

R

Prema Powerteam

Van Amersfoort Racing

Lap	D	Time	Sector 1	Sector 2	Sector 3	T. Spd	Elapsed	Lap	D	Time	Sector 1	Sector 2	Sector 3	T. Spd	Elapsed
1		1:47.398	41.691	37.461	28.246	180.9	1:47.398	1		1:50.232	43.408	38.359	28.465	187.5	1:50.232
2		1:42.031	37.210	36.786	28.035	216.0	3:29.429	2		1:42.332	37.578	36.766	27.988	217.7	3:32.564
3		1:41.783	37.065	36.622	28.096	216.0	5:11.212	3		1:42.346	37.043	37.088	28.215	219.0	5:14.910
4		1:41.675	37.038	36.574	28.063	216.8	6:52.887	4		1:41.902	36.860	36.996	28.046	218.1	6:56.812
5		1:41.290	36.842	36.489	27.959	216.8	8:34.177	5		1:41.618	36.873	36.689	28.056	218.6	8:38.430
6		1:41.036	36.795	36.360	27.881	217.3	10:15.213	6		1:41.764	37.314	36.620	27.830	221.3	10:20.194
7		1:41.050	36.786	36.399	27.865	217.7	11:56.263	7		1:41.347	36.844	36.677	27.826	218.1	12:01.541
8		1:40.925	36.751	36.341	27.833	217.3	13:37.188	8		1:40.935	36.641	36.502	27.792	220.4	13:42.476
9		1:40.800	36.715	36.245	27.840	217.7	15:17.988	9		1:40.909	36.740	36.373	27.796	219.9	15:23.385
10		1:40.585	36.708	36.171	27.706	218.1	16:58.573	10		1:41.109	36.699	36.613	27.797	219.5	17:04.494
11		1:40.695	36.639	36.266	27.790	218.1	18:39.268	11		1:40.776	36.717	36.317	27.742	219.0	18:45.270
12		1:40.667	36.680	36.228	27.759	217.7	20:19.935	12		1:40.632	36.558	36.347	27.727	217.7	20:25.902
13		1:40.549	36.682	36.072	27.795	217.7	22:00.484	13		1:40.766	36.718	36.356	27.692	218.6	22:06.668
14		1:40.628	36.683	36.167	27.778	218.1	23:41.112	14		1:40.903	36.625	36.401	27.877	219.5	23:47.571
15		1:40.712	36.778	36.122	27.812	217.3	25:21.824	15		1:40.848	36.630	36.373	27.845	219.0	25:28.419
16		1:40.616	36.663	36.187	27.766	218.1	27:02.440	16		1:40.966	36.682	36.530	27.754	218.1	27:09.385
17		1:40.859	36.587	36.274	27.998	218.1	28:43.299	17		1:41.019	36.669	36.537	27.813	219.9	28:50.404
18		1:40.996	36.731	36.404	27.861	216.8	30:24.295	18		1:41.190	36.701	36.602	27.887	219.9	30:31.594
19		1:41.753	36.719	36.473	28.561	218.1	32:06.048	19		1:41.122	36.716	36.513	27.893	218.1	32:12.716

74

Enzo Fittipaldi

F3 Tatuus 318 A.R.

R

Prema Powerteam

Lap	D	Time	Sector 1	Sector 2	Sector 3	T. Spd	Elapsed
1		1:48.724	42.702	37.790	28.232	183.0	1:48.724
2		1:41.823	37.052	36.769	28.002	218.1	3:30.547
3		1:42.188	36.858	37.352	27.978	219.0	5:12.735
4		1:41.205	36.849	36.448	27.908	217.7	6:53.940
5		1:41.208	36.806	36.554	27.848	219.0	8:35.148
6		1:41.018	36.632	36.596	27.790	219.5	10:16.166
7		1:40.997	36.719	36.506	27.772	219.9	11:57.163
8		1:40.686	36.578	36.335	27.773	220.4	13:37.849
9		1:40.899	36.565	36.497	27.837	219.9	15:18.748
10		1:40.633	36.425	36.417	27.791	220.4	16:59.381
11		1:40.347	36.449	36.204	27.694	219.9	18:39.728
12		1:40.789	36.566	36.361	27.862	220.8	20:20.517
13		1:40.856	36.628	36.231	27.997	219.9	22:01.373
14		1:40.741	36.572	36.299	27.870	220.8	23:42.114
15		1:40.625	36.556	36.263	27.806	219.9	25:22.739
16		1:40.977	36.621	36.370	27.986	220.8	27:03.716
17		1:41.511	36.621	36.939	27.951	219.9	28:45.227
18		1:41.716	36.628	36.947	28.141	219.5	30:26.943
19		1:41.659	36.664	36.881	28.114	218.6	32:08.602



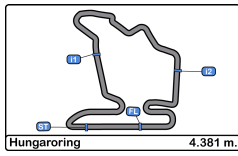


Hungaroring
Formula Regional European Char
Race - 3
Analysis by Lap



Num	Lap Time	Gap	Num	Lap Time	Gap	Num	Lap Time	Gap	Num	Lap Time	Gap	Num	Lap Time	Gap
Lap 1			Lap 4			74	1:40.997	02.888	41	1:40.799	07.300	27	1:40.829	09.293
2	1:46.494		2	1:41.343		17	1:40.997	03.740	99	1:41.109	08.069	46	1:41.343	14.288
64	1:47.398	00.904	64	1:41.675	01.637	41	1:41.288	06.776	27	1:41.058	08.547	25	1:41.222	15.448
28	1:47.887	01.393	74	1:41.205	02.690	99	1:41.347	07.266	46	1:41.542	11.159	28	1:40.117	2 Laps
74	1:48.724	02.230	17	1:41.474	03.445	27	1:41.274	07.703	25	1:40.982	13.446	7	1:50.906	2 Laps
41	1:49.348	02.854	41	1:41.931	05.113	46	1:41.485	08.839	28	1:40.181	2 Laps	Num	Lap Time	Gap
17	1:49.613	03.119	99	1:41.902	05.562	25	1:41.710	11.501	Lap 14					
99	1:50.232	03.738	27	1:41.813	05.905	28	1:40.432	2 Laps	Lap 11					
27	1:50.530	04.036	46	1:41.702	06.662	7	1:50.911	1:09.776	2	1:40.380		2	1:40.547	
46	1:50.909	04.415	25	1:42.173	09.379	Num			64	1:40.695	02.463	64	1:40.628	02.583
25	1:51.696	05.202	7	1:50.575	39.980	Lap 8			74	1:40.347	02.923	74	1:40.741	03.585
10	1:52.000	05.506	Num			2	1:40.939		17	1:40.590	04.012	17	1:40.955	04.794
7	1:59.373	12.879	Lap 5			64	1:40.925	01.974	41	1:40.905	07.825	99	1:40.903	09.042
Num			2	1:41.200		74	1:40.686	02.635	99	1:40.776	08.465	27	1:40.738	09.484
Lap 2			64	1:41.290	01.727	17	1:40.781	03.582	27	1:40.831	08.998	46	1:41.379	15.120
2	1:41.879		74	1:41.208	02.698	41	1:40.965	06.802	46	1:41.838	12.617	25	1:41.311	16.212
64	1:42.031	01.056	17	1:41.240	03.485	99	1:40.935	07.262	25	1:41.152	14.218	28	1:39.925	2 Laps
28	1:42.054	01.568	41	1:41.831	05.744	27	1:40.926	07.690	7	3:56.748	2 Laps	7	1:49.700	2 Laps
74	1:41.823	02.174	99	1:41.618	05.980	46	1:41.635	09.535	28	1:40.067	2 Laps	Num		
17	1:41.494	02.734	27	1:41.594	06.299	25	1:41.769	12.331	Lap 12					
41	1:42.462	03.437	46	1:41.619	07.081	28	1:40.438	2 Laps	2	1:40.733		2	1:40.269	
27	1:41.599	03.756	25	1:41.829	10.008	7	2:03.695	1:32.532	64	1:40.667	02.397	64	1:40.712	03.026
99	1:42.332	04.191	7	1:50.851	49.631	Num			74	1:40.789	02.979	74	1:40.625	03.941
46	1:42.372	04.908	Lap 6			Lap 9			46	1:41.838	12.617	17	1:40.827	05.352
25	1:42.985	06.308	2	1:40.914		2	1:40.598		Num			41	1:40.792	09.073
7	1:51.418	22.418	64	1:41.036	01.849	64	1:40.800	02.176	41	1:40.719	07.811	99	1:40.848	09.621
10	2:13.188	36.815	74	1:41.018	02.802	74	1:40.899	02.936	99	1:40.632	08.364	27	1:40.867	10.082
Num			17	1:41.083	03.654	17	1:40.881	03.865	27	1:40.643	08.908	46	1:41.680	16.531
Lap 3			41	1:41.083	03.654	41	1:40.910	07.114	46	1:41.505	13.389	25	1:41.206	17.149
2	1:41.534		41	1:41.569	06.399	99	1:40.909	07.573	25	1:41.185	14.670	28	1:41.183	2 Laps
64	1:41.783	01.305	99	1:41.764	06.830	27	1:41.010	08.102	28	1:41.391	2 Laps	7	1:49.103	2 Laps
74	1:42.188	02.828	27	1:41.955	07.340	46	1:41.293	10.230	7	1:52.695	2 Laps	Num		
17	1:42.114	03.314	46	1:42.098	08.265	25	1:41.344	13.077	Lap 13					
41	1:42.622	04.525	25	1:41.608	10.702	28	1:40.508	2 Laps	2	1:40.444		2	1:40.996	
99	1:42.346	05.003	28	4:25.683	2 Laps	Num			64	1:40.549	02.502	64	1:40.616	02.646
27	1:43.213	05.435	7	1:51.059	59.776	Lap 10			74	1:40.856	03.391	74	1:40.977	03.922
46	1:42.929	06.303	Num			2	1:40.613		17	1:40.958	04.386	17	1:41.104	05.460
25	1:43.775	08.549	Lap 7			64	1:40.585	02.148	41	1:40.733	08.100	99	1:40.966	09.591
7	1:49.864	30.748	2	1:40.911		74	1:40.633	02.956	99	1:40.766	08.686	27	1:41.193	10.279
28	2:56.564	1:16.598	64	1:41.050	01.988	17	1:40.550	03.802						





Hungaroring
Formula Regional European Char
Race - 3
Analysis by Lap



Num	Lap Time	Gap	Num	Lap Time	Gap
46	1:41.748	17.283	25	1:42.045	17.348
25	1:41.923	18.076	28	1:40.198	2 Laps
28	1:40.006	2 Laps	7	1:52.216	2 Laps
7	1:49.832	2 Laps			

Num Lap Time Gap

Lap 17

2	1:40.742	
64	1:40.859	02.763
74	1:41.511	04.691
17	1:41.170	05.888
41	1:40.945	09.307
99	1:41.019	09.868
27	1:40.864	10.401
46	1:41.803	18.344
25	1:41.450	18.784
28	1:40.252	2 Laps
7	1:50.610	2 Laps

Num Lap Time Gap

Lap 18

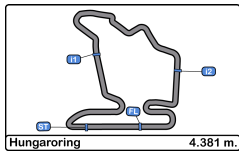
2	1:41.098	
64	1:40.996	02.661
74	1:41.716	05.309
17	1:41.604	06.394
41	1:41.144	09.353
99	1:41.190	09.960
27	1:41.097	10.400
46	1:41.858	19.104
25	1:41.900	19.586
28	1:40.241	2 Laps
7	1:51.440	2 Laps

Num Lap Time Gap

Lap 19

2	1:44.283	
64	1:41.753	00.131
74	1:41.659	02.685
17	1:41.646	03.757
41	1:41.127	06.197
99	1:41.122	06.799
27	1:41.192	07.309
46	1:41.988	16.809



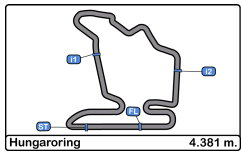


Hungaroring
Formula Regional European Char
Race - 3



Best Sectors Results

Sector - 1			Sector - 2			Sector - 3			Ideal Lap vs Best Lap						
Clas	Nº	Driver	Time	Nº	Driver	Time	Nº	Driver	Time	Clas	Nº	Driver	Ideal Lap	Best Lap	Clas
1	17	Igor Fraga	36.402	28	Marcos Siebert	35.693	28	Marcos Siebert	27.588	1	28	Marcos Siebert	1:39.822	1:39.925	1
2	74	Enzo Fittipaldi	36.425	2	Frederik Vesti	36.067	2	Frederik Vesti	27.588	2	2	Frederik Vesti	1:40.145	1:40.269	2
3	2	Frederik Vesti	36.490	64	Olli Caldwell	36.072	25	Alexandre Bardinon	27.653	3	74	Enzo Fittipaldi	1:40.323	1:40.347	3
4	28	Marcos Siebert	36.541	27	David Schumacher	36.185	99	Sophia Flörsch	27.692	4	64	Olli Caldwell	1:40.365	1:40.549	4
5	99	Sophia Flörsch	36.558	74	Enzo Fittipaldi	36.204	74	Enzo Fittipaldi	27.694	5	17	Igor Fraga	1:40.429	1:40.550	5
6	64	Olli Caldwell	36.587	41	Raul Guzman	36.248	64	Olli Caldwell	27.706	6	27	David Schumacher	1:40.537	1:40.643	7
7	27	David Schumacher	36.600	17	Igor Fraga	36.281	17	Igor Fraga	27.746	7	99	Sophia Flörsch	1:40.567	1:40.632	6
8	41	Raul Guzman	36.611	99	Sophia Flörsch	36.317	27	David Schumacher	27.752	8	41	Raul Guzman	1:40.612	1:40.719	8
9	25	Alexandre Bardinon	36.800	46	Isac Blomqvist	36.407	41	Raul Guzman	27.753	9	25	Alexandre Bardinon	1:40.869	1:40.982	9
10	46	Isac Blomqvist	36.828	25	Alexandre Bardinon	36.416	46	Isac Blomqvist	27.827	10	46	Isac Blomqvist	1:41.062	1:41.293	10
11	7	Scolari Sharon	39.076	10	Konsta Lappalainen	38.441	10	Konsta Lappalainen	28.823	11	10	Konsta Lappalainen	1:47.055	1:52.000	12
12	10	Konsta Lappalainen	39.791	7	Scolari Sharon	40.298	7	Scolari Sharon	29.729	12	7	Scolari Sharon	1:49.103	1:49.103	11



Hungaroring
Formula Regional European Char
Race - 3
Leader Sequence



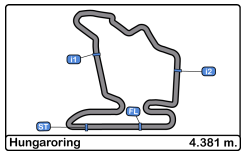
Nº	Driver	Nat	Competitor	Nat	R	Start Lap	End Lap	Laps	Total Laps
2	Frederik Vesti	DNK	Prema Powerteam	ITA	R	1	19	19	19



Hungaroring
Formula Regional European Char
Race - 3
Best 5 Lap Times



Cls	Nº	Driver	Nat	Competitor	Nat		Best 1		Best 2		Best 3		Best 4		Best 5	
							Time	Lap	Time	Lap	Time	Lap	Time	Lap	Time	Lap
1	28	Marcos Siebert	ARG	US Racing	DEU		1:39.925	12	1:40.006	14	1:40.067	9	1:40.117	11	1:40.181	8
2	2	Frederik Vesti	DNK	Prema Powerteam	ITA	R 1	1:40.269	15	1:40.380	11	1:40.444	13	1:40.547	14	1:40.598	9
3	74	Enzo Fittipaldi	BRA	Prema Powerteam	ITA	R 2	1:40.347	11	1:40.625	15	1:40.633	10	1:40.686	8	1:40.741	14
4	64	Olli Caldwell	GBR	Prema Powerteam	ITA	R 3	1:40.549	13	1:40.585	10	1:40.616	16	1:40.628	14	1:40.667	12
5	17	Igor Fraga	BRA	DR Formula	PRT		1:40.550	10	1:40.590	11	1:40.593	12	1:40.781	8	1:40.827	15
6	99	Sophia Flörsch	DEU	Van Amersfoort Racing	NLD		1:40.632	12	1:40.766	13	1:40.776	11	1:40.848	15	1:40.903	14
7	27	David Schumacher	DEU	US Racing	DEU	R 4	1:40.643	12	1:40.738	14	1:40.829	13	1:40.831	11	1:40.864	17
8	41	Raul Guzman	MEX	DR Formula	PRT	R 5	1:40.719	12	1:40.733	13	1:40.792	15	1:40.799	10	1:40.905	11
9	25	Alexandre Bardinon	FRA	Van Amersfoort Racing	FRA		1:40.982	10	1:41.152	11	1:41.185	12	1:41.206	15	1:41.222	13
10	46	Isac Blomqvist	SW	Kic Motorsport	FIN	R 6	1:41.293	9	1:41.343	13	1:41.379	14	1:41.485	7	1:41.505	12
11	7	Scolari Sharon	CHE	Scorace Team	CHE		1:49.103	13	1:49.700	12	1:49.832	14	1:49.864	3	1:50.575	4
12	10	Konsta Lappalainen	FIN	Kic Motorsport	FIN	R 7	1:52.000	1	2:13.188	2						

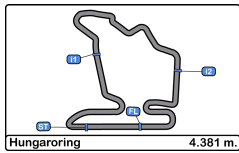


Hungaroring
Formula Regional European Char
Race - 3



Best 5 Top Speeds

Cls	Nº	Driver	Nat	Competitor	Nat	Top 1		Top 2		Top 3		Top 4		Top 5		Avg		
						Km/h	Lap	Km/h	Lap	Km/h	Lap	Km/h	Lap	Km/h	Lap			
1	17	Igor Fraga	BRA	DR Formula	PRT	223.1	9	221.7	2	221.3	11	221.3	14	220.8	10	221.6		
2	27	David Schumacher	DEU	US Racing	DEU	R	1	221.3	18	221.3	19	220.8	10	220.8	11	220.8	13	221.0
3	99	Sophia Flörsch	DEU	Van Amersfoort Racing	NDL			221.3	6	220.4	8	219.9	9	219.9	17	219.9	18	220.3
4	25	Alexandre Bardinon	FRA	Van Amersfoort Racing	FRA			220.8	19	219.9	11	219.9	14	219.9	15	219.9	18	220.1
5	74	Enzo Fittipaldi	BRA	Prema Powerteam	ITA	R	2	220.8	12	220.8	14	220.8	16	220.4	8	220.4	10	220.6
6	41	Raul Guzman	MEX	DR Formula	PRT	R	3	219.5	18	219.0	10	219.0	13	219.0	14	219.0	17	219.1
7	46	Isac Blomqvist	SW	Kic Motorsport	FIN	R	4	219.0	8	218.6	7	218.1	9	217.7	2	217.7	4	218.2
8	10	Konsta Lappalainen	FIN	Kic Motorsport	FIN	R	5	218.1	2	191.8	1							205.0
9	64	Olli Caldwell	GBR	Prema Powerteam	ITA	R	6	218.1	10	218.1	11	218.1	14	218.1	16	218.1	17	218.1
10	2	Frederik Vesti	DNK	Prema Powerteam	ITA	R	7	217.7	10	217.7	11	217.7	14	217.7	15	217.7	16	217.7
11	28	Marcos Siebert	ARG	US Racing	DEU			216.8	2	216.4	3	216.4	7	216.4	10	216.4	12	216.5
12	7	Scolari Sharon	CHE	Scorace Team	CHE			214.7	11	213.8	7	213.8	12	213.8	13	213.8	15	214.0

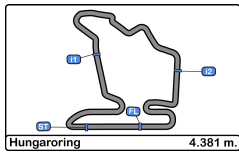


Hungaroring
Formula Regional European Char
Race - 3



Fastest Laps Sequence

Lap	Time of Day	Session Time	Nº	Driver	Nat	Competitor	Nat		Time	Km/h
2	17:06:24.348	3:28.348	2	Frederik Vesti	DNK	Prema Powerteam	ITA	R	1:41.879	154.8
2	17:06:26.523	3:30.523	74	Enzo Fittipaldi	BRA	Prema Powerteam	ITA	R	1:41.823	154.8
2	17:06:27.083	3:31.083	17	Igor Fraga	BRA	DR Formula	PRT		1:41.494	155.3
4	17:09:47.226	6:51.226	2	Frederik Vesti	DNK	Prema Powerteam	ITA	R	1:41.343	155.6
4	17:09:49.916	6:53.916	74	Enzo Fittipaldi	BRA	Prema Powerteam	ITA	R	1:41.205	155.8
5	17:11:28.425	8:32.425	2	Frederik Vesti	DNK	Prema Powerteam	ITA	R	1:41.200	155.8
6	17:13:09.340	10:13.340	2	Frederik Vesti	DNK	Prema Powerteam	ITA	R	1:40.914	156.2
7	17:14:50.250	11:54.250	2	Frederik Vesti	DNK	Prema Powerteam	ITA	R	1:40.911	156.2
5	17:15:28.595	12:32.595	28	Marcos Siebert	ARG	US Racing	DEU		1:40.432	157.0
8	17:20:29.723	17:33.723	28	Marcos Siebert	ARG	US Racing	DEU		1:40.181	157.4
9	17:22:09.789	19:13.789	28	Marcos Siebert	ARG	US Racing	DEU		1:40.067	157.6
12	17:27:11.223	24:15.223	28	Marcos Siebert	ARG	US Racing	DEU		1:39.925	157.8

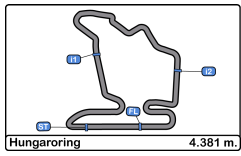


Hungaroring
Formula Regional European Char
Race - 3



Event Best Maximum Speed

Nº	Driver	Nat	Competitor	Nat	Km/h	Session	
28	Marcos Siebert	ARG	US Racing	DEU	224.5	Qualifying - 1	
46	Isac Blomqvist	SWE	Kic Motorsport	FIN	R	224.0	Qualifying - 1
25	Alexandre Bardinon	FRA	Van Amersfoort Racing	FRA	224.0	Qualifying - 1	
95	Tom Beckhäuser	CZE	Technorace A.S.D	ITA	R	223.6	Qualifying - 1
99	Sophia Flörsch	DEU	Van Amersfoort Racing	NDL	223.6	Qualifying - 1	
17	Igor Fraga	BRA	DR Formula	PRT	223.6	Race - 1	
74	Enzo Fittipaldi	BRA	Prema Powerteam	ITA	R	223.1	Qualifying - 1
7	Scolari Sharon	CHE	Scorace Team	CHE	223.1	Qualifying - 1	
64	Olli Caldwell	GBR	Prema Powerteam	ITA	R	223.1	Qualifying - 1
41	Raul Guzman	MEX	DR Formula	PRT	R	223.1	Qualifying - 1
2	Frederik Vesti	DNK	Prema Powerteam	ITA	R	222.6	Qualifying - 1
10	Konsta Lappalainen	FIN	Kic Motorsport	FIN	R	222.6	Qualifying - 1
27	David Schumacher	DEU	US Racing	DEU	R	222.6	Race - 1



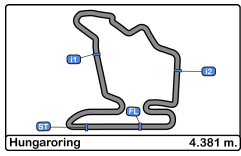
Hungaroring
Formula Regional European Char
Race - 3
Lap Chart



LAP

Nr	Pos	Grid	1	2	3	4	5	6	7	8	9	10	11	12	13	14	15	16	17	18	19	
2	1	2	2	2	2	2	2	2	2	2	2	2	2	2	2	2	2	2	2	2	2	
64	2	64	64	64	64	64	64	64	64	64	64	64	64	64	64	64	64	64	64	64	64	64
74	3	74	28	28	74	74	74	74	74	74	74	74	74	74	74	74	74	74	74	74	74	74
27	4	27	74	74	17	17	17	17	17	17	17	17	17	17	17	17	17	17	17	17	17	17
99	5	99	41	17	41	41	41	41	41	41	41	41	41	41	41	41	41	41	41	41	41	41
28	6	28	17	41	99	99	99	99	99	99	99	99	99	99	99	99	99	99	99	99	99	99
46	7	46	99	27	27	27	27	27	27	27	27	27	27	27	27	27	27	27	27	27	27	27
17	8	17	27	99	46	46	46	46	46	46	46	46	46	46	46	46	46	46	46	46	46	46
41	9	41	46	46	25	25	25	25	25	25	25	25	25	25	25	25	25	25	25	25	25	25
10	10	10	25	25	7	7	7	7	7	7	7	28	28	28	28	28	28	28	28	28	28	28
25	11	25	10	7	28	28	28	28	28	28	28	7	7	7	7	7	7	7	7	7	7	7
7	12	7	7	10																		

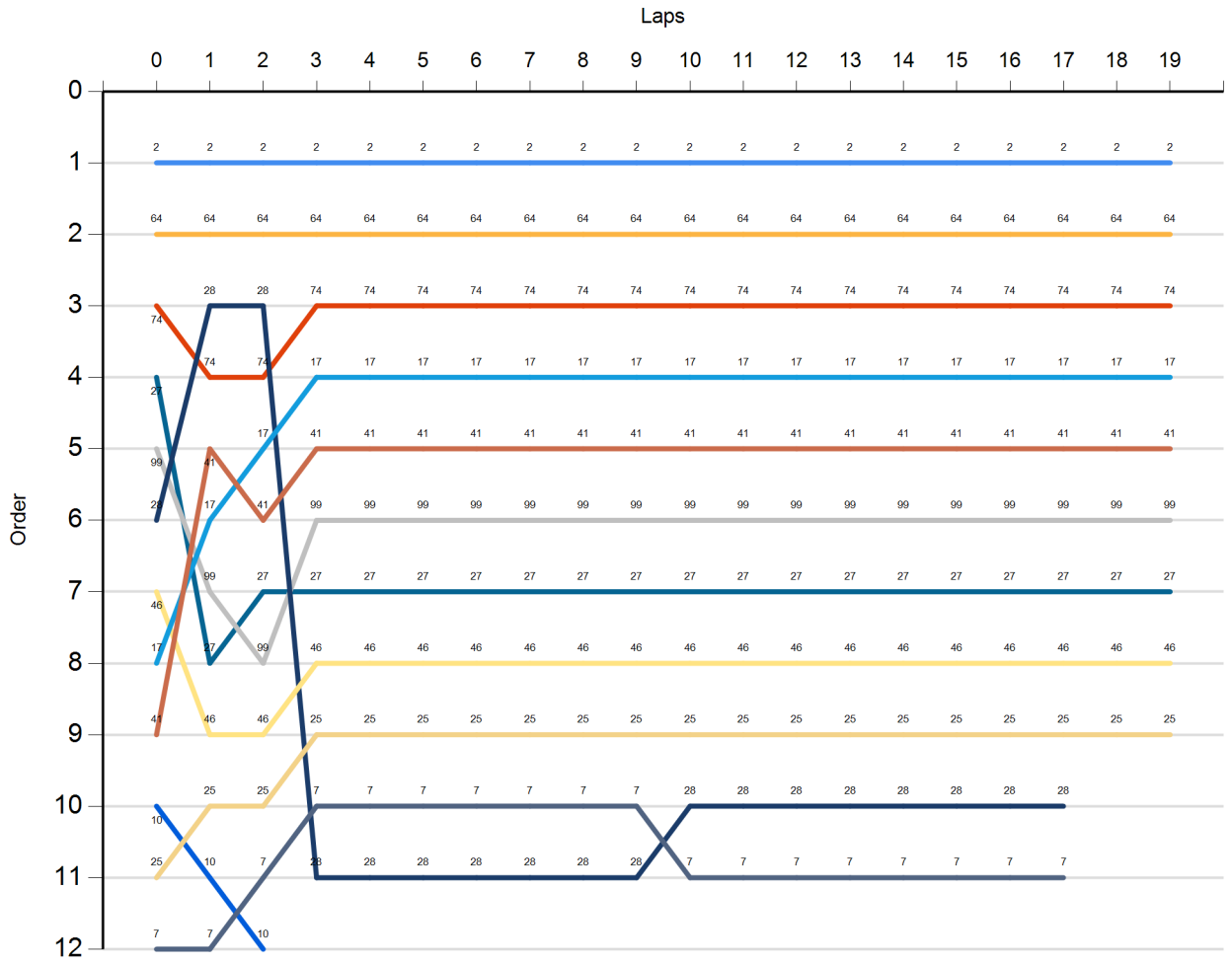


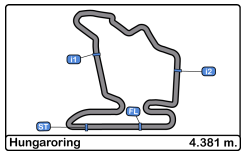


Hungaroring
Formula Regional European Char
Race - 3
Graphic Lap Chart



- 2
- 64
- 74
- 27
- 99
- 28
- 46
- 17
- 41
- 10
- 25
- 7

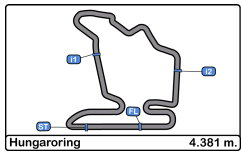




Hungaroring
Formula Regional European Char
Race - 3
Pit Stop Analysis



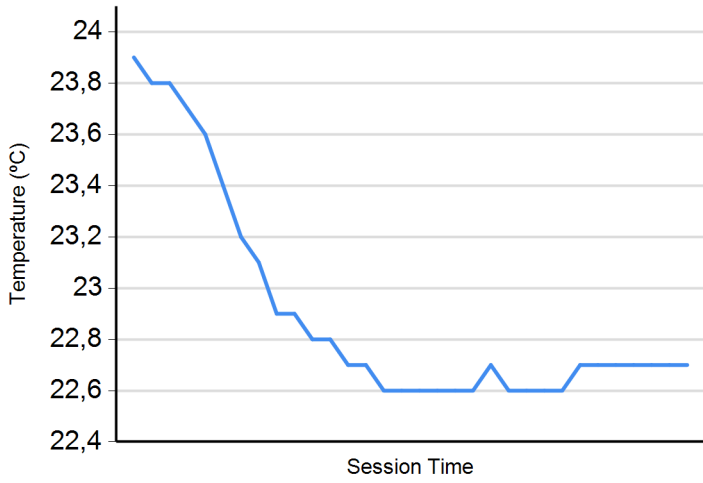
Nº	In Day Time	Driver	Nat	Competitor	Nat	In Time	Stop Nº	Pit Time	Handicap	Penalty
28	17:09:19.939	Marcos Siebert	ARG	US Racing	DEU	6:23.964	1	2:49.202		
7	17:18:01.087	Scolari Sharon	CHE	Scorace Team	CHE	15:05.112	1	1:56.492		



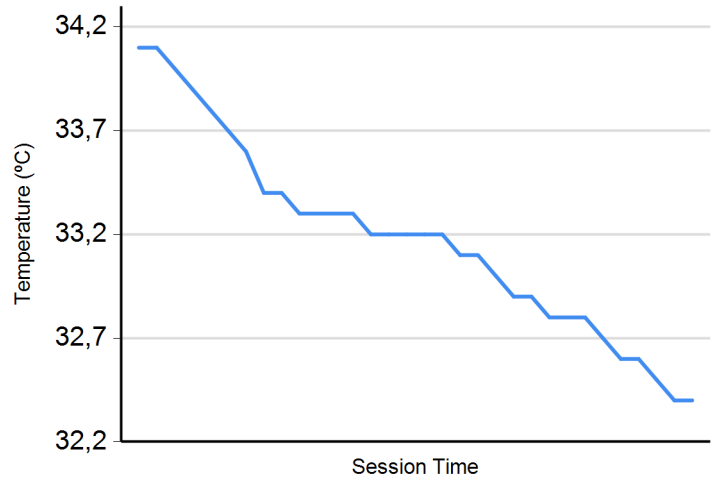
Hungaroring
Formula Regional European Char
Race - 3
Weather Report



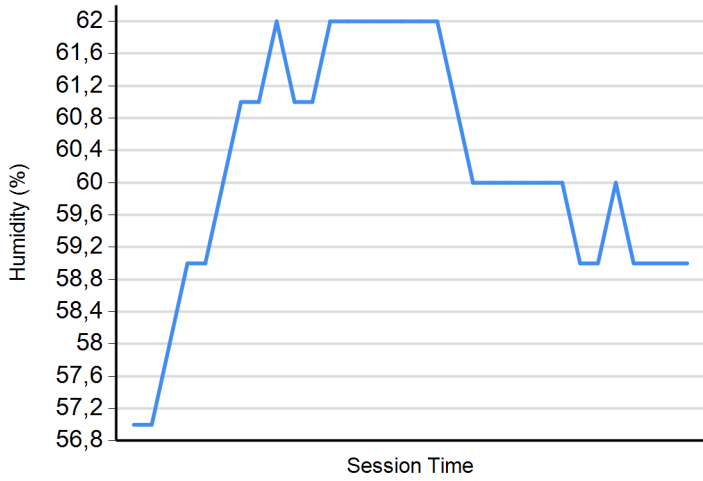
Air Temperature



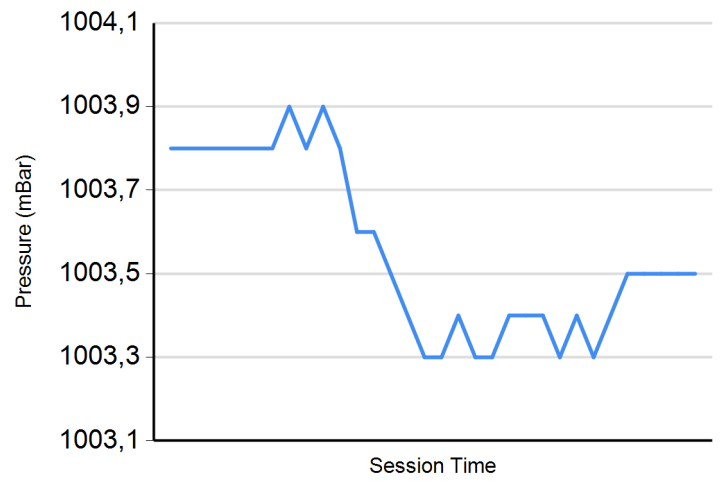
Track Temperature



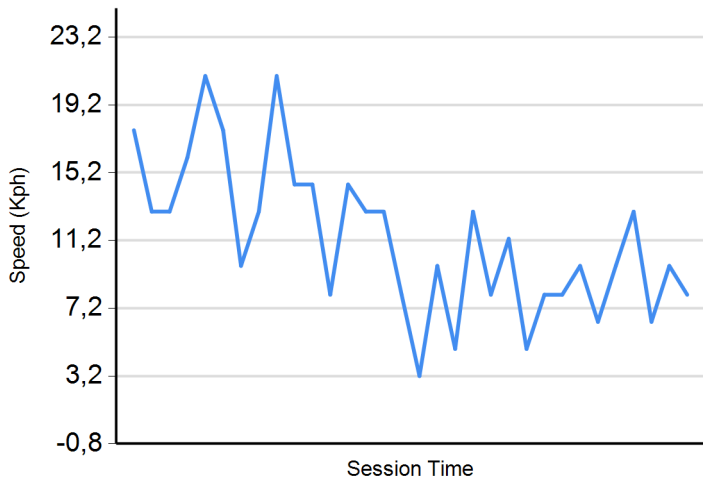
Humidity



Pressure



Wind Speed



Wind direction

North = 0°/360° Est = 90° South = 180° West = 270°

