



Hungaroring
Formula Regional European Char
Free Practice - 1
Provisional Results



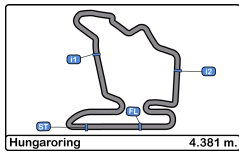
| Cls | Nº | Driver | Nat | Competitor | Nat | Laps | Best | Time | Gap | Interval | Km/h |
|-----|----|--------------------|-----|-----------------------|-----|------|------|----------|-------|----------|-------|
| 1 | 27 | David Schumacher | DEU | US Racing | DEU | 17 | 16 | 1:40.119 | | | 157.5 |
| 2 | 2 | Frederik Vesti | DNK | Prema Powerteam | ITA | 18 | 15 | 1:40.143 | 0.024 | 0.024 | 157.4 |
| 3 | 99 | Sophia Flörsch | DEU | Van Amersfoort Racing | NDL | 17 | 13 | 1:40.228 | 0.109 | 0.085 | 157.3 |
| 4 | 28 | Marcos Siebert | ARG | US Racing | DEU | 19 | 15 | 1:40.367 | 0.248 | 0.139 | 157.1 |
| 5 | 17 | Igor Fraga | BRA | DR Formula | PRT | 19 | 15 | 1:40.489 | 0.370 | 0.122 | 156.9 |
| 6 | 64 | Olli Caldwell | GBR | Prema Powerteam | ITA | 19 | 17 | 1:40.585 | 0.466 | 0.096 | 156.7 |
| 7 | 74 | Enzo Fittipaldi | BRA | Prema Powerteam | ITA | 19 | 8 | 1:40.663 | 0.544 | 0.078 | 156.6 |
| 8 | 41 | Raul Guzman | MEX | DR Formula | PRT | 19 | 14 | 1:40.890 | 0.771 | 0.227 | 156.3 |
| 9 | 10 | Konsta Lappalainen | FIN | Kic Motorsport | FIN | 19 | 16 | 1:40.936 | 0.817 | 0.046 | 156.2 |
| 10 | 46 | Isac Blomqvist | FIN | Kic Motorsport | FIN | 17 | 16 | 1:41.159 | 1.040 | 0.223 | 155.9 |
| 11 | 95 | Tom Beckhäuser | CZE | Technorace A.S.D | ITA | 17 | 12 | 1:41.668 | 1.549 | 0.509 | 155.1 |
| 12 | 25 | Alexandre Bardinon | FRA | Van Amersfoort Racing | FRA | 17 | 14 | 1:42.455 | 2.336 | 0.787 | 153.9 |
| 13 | 7 | Scolari Sharon | CHE | Scorace Team | CHE | 18 | 12 | 1:45.977 | 5.858 | 3.522 | 148.8 |

Published at:.....

Track Temp: **43.8 °C** Air Temp: **27.2 °C** Humidity: **43 %** Track Status: **DRY**

| | | |
|------------------|-----------------------|------------------------|
| Stewards: | Race Director: | Timekeeper: |
|------------------|-----------------------|------------------------|





Hungaroring
Formula Regional European Char
Free Practice - 1
Lap Analysis



2 Frederik Vesti F3 Tatuus 318 A.R.

10 Konsta Lappalainen F3 Tatuus 318 A.R.

Prema Powerteam

Kic Motorsport

| Lap | D | Time | Sector 1 | Sector 2 | Sector 3 | T. Spd | Elapsed |
|-----|---|-----------------|---------------|---------------|---------------|--------|--------------|
| 1 | | 12:13:28.064 P | 12:11:55.444 | 50.490 | 42.130 | | 12:13:28.064 |
| 2 | | 4:40.401 | 3:16.937 | 46.979 | 36.485 | | 12:18:08.465 |
| 3 | | 2:15.393 | 42.548 | 42.390 | 50.455 | 200.0 | 12:20:23.858 |
| 4 | | 1:42.638 | 37.588 | 36.587 | 28.463 | 216.0 | 12:22:06.496 |
| 5 | | 2:01.528 | 44.976 | 46.102 | 30.450 | 219.9 | 12:24:08.024 |
| 6 | | 1:42.453 | 36.910 | 37.609 | 27.934 | 219.5 | 12:25:50.477 |
| 7 | | 1:41.192 | 36.708 | 36.531 | 27.953 | 219.0 | 12:27:31.669 |
| 8 | | 1:59.502 | 41.042 | 47.499 | 30.961 | 218.6 | 12:29:31.171 |
| 9 | | 1:40.792 | 36.687 | 36.199 | 27.906 | 217.3 | 12:31:11.963 |
| 10 | | 1:56.235 P | 39.967 | 41.300 | 34.968 | 218.6 | 12:33:08.198 |
| 11 | | 8:17.890 | 7:01.927 | 46.560 | 29.403 | | 12:41:26.088 |
| 12 | | 1:41.184 | 36.649 | 36.550 | 27.985 | 217.7 | 12:43:07.272 |
| 13 | | 1:42.865 | 36.864 | 38.041 | 27.960 | 216.8 | 12:44:50.137 |
| 14 | | 2:00.501 | 49.431 | 42.545 | 28.525 | 220.8 | 12:46:50.638 |
| 15 | | 1:40.143 | 36.475 | 35.973 | 27.695 | 219.0 | 12:48:30.781 |
| 16 | | 1:46.276 | 36.566 | 39.197 | 30.513 | 219.9 | 12:50:17.057 |
| 17 | | 1:40.790 | 36.561 | 36.211 | 28.018 | 217.7 | 12:51:57.847 |
| 18 | | 1:59.332 P | 38.638 | 44.452 | 36.242 | 218.1 | 12:53:57.179 |

| Lap | D | Time | Sector 1 | Sector 2 | Sector 3 | T. Spd | Elapsed |
|-----|---|-----------------|---------------|---------------|---------------|--------|--------------|
| 1 | | 12:13:42.639 | 12:12:23.211 | 45.695 | 33.733 | | 12:13:42.639 |
| 2 | | 2:14.961 | 45.554 | 52.574 | 36.833 | 210.1 | 12:15:57.600 |
| 3 | | 1:51.298 | 37.511 | 44.486 | 29.301 | 216.8 | 12:17:48.898 |
| 4 | | 1:45.391 | 37.213 | 36.990 | 31.188 | 217.7 | 12:19:34.289 |
| 5 | | 2:43.444 P | 1:15.044 | 48.665 | 39.735 | 40.6 | 12:22:17.733 |
| 6 | | 3:41.755 | 2:30.985 | 41.267 | 29.503 | | 12:25:59.488 |
| 7 | | 1:42.484 | 37.076 | 37.148 | 28.260 | 217.7 | 12:27:41.972 |
| 8 | | 1:50.609 | 36.993 | 41.792 | 31.824 | 217.3 | 12:29:32.581 |
| 9 | | 1:41.503 | 36.787 | 36.723 | 27.993 | 218.6 | 12:31:14.084 |
| 10 | | 2:03.330 | 42.996 | 49.511 | 30.823 | 219.0 | 12:33:17.414 |
| 11 | | 1:41.514 | 36.906 | 36.522 | 28.086 | 218.6 | 12:34:58.928 |
| 12 | | 1:41.616 | 36.873 | 36.625 | 28.118 | 217.3 | 12:36:40.544 |
| 13 | | 1:58.813 P | 36.948 | 42.948 | 38.917 | 216.0 | 12:38:39.357 |
| 14 | | 4:31.177 | 3:16.299 | 45.974 | 28.904 | | 12:43:10.534 |
| 15 | | 1:41.507 | 36.772 | 36.627 | 28.108 | 218.6 | 12:44:52.041 |
| 16 | | 1:40.936 | 36.669 | 36.344 | 27.923 | 219.5 | 12:46:32.977 |
| 17 | | 1:40.967 | 36.653 | 36.408 | 27.906 | 219.5 | 12:48:13.944 |
| 18 | | 2:16.815 | 44.087 | 51.837 | 40.891 | 219.5 | 12:50:30.759 |
| 19 | | 1:54.514 P | 36.823 | 36.533 | 41.158 | 219.9 | 12:52:25.273 |

7 Scolarì Sharon F3 Tatuus 318 A.R.

17 Igor Fraga F3 Tatuus 318 A.R.

Scorace Team

DR Formula

| Lap | D | Time | Sector 1 | Sector 2 | Sector 3 | T. Spd | Elapsed |
|-----|---|-----------------|---------------|---------------|---------------|--------|--------------|
| 1 | | 12:13:31.766 | 12:12:12.763 | 46.158 | 32.845 | | 12:13:31.766 |
| 2 | | 1:54.831 | 40.453 | 43.737 | 30.641 | 215.5 | 12:15:26.597 |
| 3 | | 1:49.478 | 39.191 | 40.309 | 29.978 | 219.0 | 12:17:16.075 |
| 4 | | 3:03.488 P | 39.721 | 39.943 | 1:43.824 | 220.8 | 12:20:19.563 |
| 5 | | 3:51.998 | 2:41.843 | 40.217 | 29.938 | | 12:24:11.561 |
| 6 | | 1:49.366 | 38.864 | 40.378 | 30.124 | 218.6 | 12:26:00.927 |
| 7 | | 1:47.141 | 38.463 | 39.292 | 29.386 | 219.5 | 12:27:48.068 |
| 8 | | 2:09.749 | 38.134 | 59.355 | 32.260 | 219.0 | 12:29:57.817 |
| 9 | | 1:47.995 | 38.563 | 39.404 | 30.028 | 217.3 | 12:31:45.812 |
| 10 | | 1:46.782 | 37.973 | 39.229 | 29.580 | 218.6 | 12:33:32.594 |
| 11 | | 1:45.993 | 37.718 | 39.058 | 29.217 | 218.6 | 12:35:18.587 |
| 12 | | 1:45.977 | 37.677 | 38.963 | 29.337 | 217.3 | 12:37:04.564 |
| 13 | | 2:38.298 P | 1:08.536 | 44.553 | 45.209 | 216.4 | 12:39:42.862 |
| 14 | | 6:30.374 | 5:20.928 | 39.901 | 29.545 | | 12:46:13.236 |
| 15 | | 1:46.561 | 37.916 | 39.163 | 29.482 | 217.7 | 12:47:59.797 |
| 16 | | 1:46.343 | 37.676 | 39.402 | 29.265 | 218.1 | 12:49:46.140 |
| 17 | | 1:46.137 | 37.534 | 39.197 | 29.406 | 216.4 | 12:51:32.277 |
| 18 | | 2:18.732 P | 44.547 | 47.445 | 46.740 | 217.3 | 12:53:51.009 |

| Lap | D | Time | Sector 1 | Sector 2 | Sector 3 | T. Spd | Elapsed |
|-----|---|-----------------|---------------|---------------|---------------|--------|--------------|
| 1 | | 12:13:28.214 | 12:12:06.609 | 43.927 | 37.678 | | 12:13:28.214 |
| 2 | | 1:42.443 | 37.206 | 36.934 | 28.303 | 215.1 | 12:15:10.657 |
| 3 | | 1:41.261 | 36.902 | 36.473 | 27.886 | 217.3 | 12:16:51.918 |
| 4 | | 1:41.271 | 36.935 | 36.522 | 27.814 | 217.7 | 12:18:33.189 |
| 5 | | 2:44.963 | 48.121 | 1:16.910 | 39.932 | 186.5 | 12:21:18.152 |
| 6 | | 1:41.302 | 36.801 | 36.424 | 28.077 | 217.7 | 12:22:59.454 |
| 7 | | 1:45.958 P | 36.962 | 36.481 | 32.515 | 216.8 | 12:24:45.412 |
| 8 | | 5:47.786 | 4:40.071 | 39.708 | 28.007 | | 12:30:33.198 |
| 9 | | 1:45.002 | 36.851 | 36.398 | 31.753 | 216.0 | 12:32:18.200 |
| 10 | | 1:41.182 | 36.842 | 36.405 | 27.935 | 216.0 | 12:33:59.382 |
| 11 | | 2:00.296 | 40.161 | 51.815 | 28.320 | 216.4 | 12:35:59.678 |
| 12 | | 1:40.966 | 36.814 | 36.246 | 27.906 | 215.1 | 12:37:40.644 |
| 13 | | 1:49.025 P | 37.007 | 37.752 | 34.266 | 216.0 | 12:39:29.669 |
| 14 | | 5:17.390 | 3:55.088 | 45.916 | 36.386 | | 12:44:47.059 |
| 15 | | 1:40.489 | 36.549 | 36.058 | 27.882 | 217.7 | 12:46:27.548 |
| 16 | | 1:40.800 | 36.720 | 36.048 | 28.032 | 218.6 | 12:48:08.348 |
| 17 | | 2:16.347 | 47.560 | 53.036 | 35.751 | 171.7 | 12:50:24.695 |
| 18 | | 1:40.753 | 36.625 | 36.248 | 27.880 | 218.6 | 12:52:05.448 |
| 19 | | 1:53.826 P | 37.363 | 38.412 | 38.051 | 217.3 | 12:53:59.274 |





Hungaroring
Formula Regional European Char
Free Practice - 1
Lap Analysis



25

Alexandre Bardinon

F3 Tatuus 318 A.R.

28

Marcos Siebert

F3 Tatuus 318 A.R.

Van Amersfoort Racing

US Racing

| Lap | D | Time | Sector 1 | Sector 2 | Sector 3 | T. Spd | Elapsed | Lap | D | Time | Sector 1 | Sector 2 | Sector 3 | T. Spd | Elapsed |
|-----|---|--------------|--------------|----------|----------|--------|--------------|-----|---|--------------|--------------|----------|----------|--------|--------------|
| 1 | | 12:14:06.230 | 12:12:46.283 | 47.855 | 32.092 | | 12:14:06.230 | 1 | | 12:13:54.799 | 12:12:40.243 | 39.841 | 34.715 | | 12:13:54.799 |
| 2 | | 1:46.143 | 38.320 | 38.389 | 29.434 | 219.5 | 12:15:52.373 | 2 | | 1:43.755 | 38.380 | 37.251 | 28.124 | 195.2 | 12:15:38.554 |
| 3 | | 1:43.970 | 37.648 | 37.949 | 28.373 | 218.1 | 12:17:36.343 | 3 | | 1:41.215 | 37.018 | 36.301 | 27.896 | 216.8 | 12:17:19.769 |
| 4 | | 2:10.961 | 45.772 | 45.384 | 39.805 | 218.1 | 12:19:47.304 | 4 | | 2:10.186 | 43.659 | 57.062 | 29.465 | 216.4 | 12:19:29.955 |
| 5 | | 2:18.752 | 1:05.415 | 43.744 | 29.593 | 61.5 | 12:22:06.056 | 5 | | 2:04.904 | 53.597 | 40.332 | 30.975 | 176.4 | 12:21:34.859 |
| 6 | | 1:43.677 | 37.739 | 37.494 | 28.444 | 216.0 | 12:23:49.733 | 6 | | 1:43.431 | 36.931 | 36.398 | 30.102 | 216.8 | 12:23:18.290 |
| 7 | | 1:43.789 | 37.618 | 37.675 | 28.496 | 216.8 | 12:25:33.522 | 7 | | 1:41.448 | 36.990 | 36.501 | 27.957 | 217.3 | 12:24:59.738 |
| 8 | | 2:10.468 P | 42.505 | 45.388 | 42.575 | 210.1 | 12:27:43.990 | 8 | | 1:52.333 P | 36.978 | 39.726 | 35.629 | 217.3 | 12:26:52.071 |
| 9 | | 11:37.235 | 10:27.367 | 40.496 | 29.372 | | 12:39:21.225 | 9 | | 8:58.952 | 7:52.732 | 37.987 | 28.233 | | 12:35:51.023 |
| 10 | | 1:43.810 | 37.369 | 37.600 | 28.841 | 216.4 | 12:41:05.035 | 10 | | 1:41.139 | 36.938 | 36.417 | 27.784 | 216.0 | 12:37:32.162 |
| 11 | | 1:54.720 | 42.492 | 43.157 | 29.071 | 214.7 | 12:42:59.755 | 11 | | 1:48.525 | 38.256 | 41.032 | 29.237 | 216.0 | 12:39:20.687 |
| 12 | | 1:42.760 | 37.386 | 37.113 | 28.261 | 217.3 | 12:44:42.515 | 12 | | 1:41.241 | 36.902 | 36.380 | 27.959 | 216.0 | 12:41:01.928 |
| 13 | | 1:42.834 | 37.721 | 37.005 | 28.108 | 215.1 | 12:46:25.349 | 13 | | 1:57.169 | 45.397 | 42.937 | 28.835 | 206.8 | 12:42:59.097 |
| 14 | | 1:42.455 | 37.117 | 36.791 | 28.547 | 219.5 | 12:48:07.804 | 14 | | 1:50.588 | 36.876 | 41.854 | 31.858 | 216.0 | 12:44:49.685 |
| 15 | | 1:59.102 | 42.713 | 47.198 | 29.191 | 216.8 | 12:50:06.906 | 15 | | 1:40.367 | 36.785 | 35.868 | 27.714 | 217.3 | 12:46:30.052 |
| 16 | | 1:42.515 | 37.475 | 36.850 | 28.190 | 216.0 | 12:51:49.421 | 16 | | 1:58.525 | 43.840 | 43.823 | 30.862 | 219.5 | 12:48:28.577 |
| 17 | | 2:18.580 P | 46.066 | 49.434 | 43.080 | 217.7 | 12:54:08.001 | 17 | | 1:51.369 | 36.773 | 40.869 | 33.727 | 217.3 | 12:50:19.946 |
| 18 | | 1:40.731 | | | | | | 18 | | 1:40.731 | 36.762 | 36.085 | 27.884 | 216.0 | 12:52:00.677 |
| 19 | | 1:54.922 P | | | | | | 19 | | 1:54.922 P | 38.664 | 39.455 | 36.803 | 217.3 | 12:53:55.599 |

27

David Schumacher

F3 Tatuus 318 A.R.

41

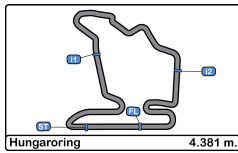
Raul Guzman

F3 Tatuus 318 A.R.

US Racing

| Lap | D | Time | Sector 1 | Sector 2 | Sector 3 | T. Spd | Elapsed | Lap | D | Time | Sector 1 | Sector 2 | Sector 3 | T. Spd | Elapsed |
|-----|---|----------------|--------------|----------|----------|--------|--------------|-----|---|--------------|--------------|----------|----------|--------|--------------|
| 1 | | 12:13:29.456 P | 12:12:01.299 | 46.672 | 41.485 | | 12:13:29.456 | | | | | | | | |
| 2 | | 3:30.886 | 2:21.800 | 40.104 | 28.982 | | 12:17:00.342 | | | | | | | | |
| 3 | | 1:42.354 | 37.196 | 37.093 | 28.065 | 217.3 | 12:18:42.696 | 1 | | 12:13:38.558 | 12:12:21.325 | 43.233 | 34.000 | | 12:13:38.558 |
| 4 | | 2:07.593 | 37.046 | 55.991 | 34.556 | 216.8 | 12:20:50.289 | 2 | | 1:42.490 | 37.161 | 37.359 | 27.970 | 217.3 | 12:15:21.048 |
| 5 | | 1:41.922 | 37.080 | 36.784 | 28.058 | 216.0 | 12:22:32.211 | 3 | | 1:52.995 | 36.825 | 45.611 | 30.559 | 217.3 | 12:17:14.043 |
| 6 | | 1:41.641 | 36.920 | 36.666 | 28.055 | 216.4 | 12:24:13.852 | 4 | | 1:41.103 | 36.768 | 36.377 | 27.958 | 218.1 | 12:18:55.146 |
| 7 | | 2:07.880 | 37.380 | 58.965 | 31.535 | 218.1 | 12:26:21.732 | 5 | | 2:27.341 | 56.340 | 56.018 | 34.983 | 218.6 | 12:21:22.487 |
| 8 | | 1:41.165 | 36.743 | 36.553 | 27.869 | 215.1 | 12:28:02.897 | 6 | | 1:44.337 | 36.690 | 37.234 | 30.413 | 217.7 | 12:23:06.824 |
| 9 | | 2:17.722 P | 48.043 | 49.908 | 39.771 | 216.0 | 12:30:20.619 | 7 | | 2:05.826 | 43.864 | 48.328 | 33.634 | 218.1 | 12:25:12.650 |
| 10 | | 7:47.077 | 6:32.865 | 45.073 | 29.139 | | 12:38:07.696 | 8 | | 1:41.358 | 36.855 | 36.586 | 27.917 | 218.1 | 12:26:54.008 |
| 11 | | 1:41.493 | 37.101 | 36.554 | 27.838 | 214.2 | 12:39:49.189 | 9 | | 1:48.417 P | 37.735 | 37.963 | 32.719 | 216.4 | 12:28:42.425 |
| 12 | | 2:08.763 | 42.952 | 50.326 | 35.485 | 214.7 | 12:41:57.952 | 10 | | 4:12.816 | 3:00.259 | 42.836 | 29.721 | | 12:32:55.241 |
| 13 | | 1:40.806 | 36.681 | 36.508 | 27.617 | 216.4 | 12:43:38.758 | 11 | | 1:41.207 | 36.797 | 36.425 | 27.985 | 217.3 | 12:34:36.448 |
| 14 | | 1:40.781 | 36.709 | 36.383 | 27.689 | 216.0 | 12:45:19.539 | 12 | | 1:48.954 P | 38.532 | 38.395 | 32.027 | 217.3 | 12:36:25.402 |
| 15 | | 2:16.107 | 48.989 | 54.070 | 33.048 | 215.1 | 12:47:35.646 | 13 | | 5:08.250 | 3:58.186 | 40.340 | 29.724 | | 12:41:33.652 |
| 16 | | 1:40.119 | 36.474 | 36.042 | 27.603 | 216.4 | 12:49:15.765 | 14 | | 1:40.890 | 36.769 | 36.357 | 27.764 | 216.4 | 12:43:14.542 |
| 17 | | 1:56.014 P | 41.671 | 38.268 | 36.075 | 217.3 | 12:51:11.779 | 15 | | 1:44.652 P | 36.836 | 36.398 | 31.418 | 216.4 | 12:44:59.194 |
| 16 | | 3:42.045 | | | | | | 16 | | 3:42.045 | 2:34.639 | 38.461 | 28.945 | | 12:48:41.239 |
| 17 | | 1:41.770 | | | | | | 17 | | 1:41.770 | 36.487 | 36.975 | 28.308 | 219.9 | 12:50:23.009 |
| 18 | | 1:41.126 | | | | | | 18 | | 1:41.126 | 36.689 | 36.409 | 28.028 | 219.0 | 12:52:04.135 |
| 19 | | 2:00.210 P | | | | | | 19 | | 2:00.210 P | 38.952 | 42.110 | 39.148 | 219.9 | 12:54:04.345 |





Hungaroring
Formula Regional European Char
Free Practice - 1
Lap Analysis



46

Isac Blomqvist

F3 Tatuus 318 A.R.

74

Enzo Fittipaldi

F3 Tatuus 318 A.R.

Kic Motorsport

Prema Powerteam

| Lap | D | Time | Sector 1 | Sector 2 | Sector 3 | T. Spd | Elapsed | Lap | D | Time | Sector 1 | Sector 2 | Sector 3 | T. Spd | Elapsed |
|-----|---|--------------|--------------|----------|----------|--------|--------------|-----|---|----------------|--------------|----------|----------|--------|--------------|
| 1 | | 12:13:46.184 | 12:12:21.230 | 47.512 | 37.442 | | 12:13:46.184 | 1 | | 12:13:31.768 P | 12:11:58.171 | 48.942 | 44.655 | | 12:13:31.768 |
| 2 | | 2:03.450 | 47.959 | 45.228 | 30.263 | 173.6 | 12:15:49.634 | 2 | | 5:43.236 | 4:28.386 | 45.704 | 29.146 | | 12:19:15.004 |
| 3 | | 1:43.535 | 37.562 | 37.642 | 28.331 | 219.9 | 12:17:33.169 | 3 | | 2:13.507 | 56.293 | 43.848 | 33.366 | 218.6 | 12:21:28.511 |
| 4 | | 1:44.790 | 36.981 | 36.752 | 31.057 | 218.6 | 12:19:17.959 | 4 | | 1:41.663 | 36.674 | 36.753 | 28.236 | 218.6 | 12:23:10.174 |
| 5 | | 2:19.510 | 1:03.664 | 45.222 | 30.624 | 219.9 | 12:21:37.469 | 5 | | 2:09.804 | 43.896 | 48.695 | 37.213 | 217.7 | 12:25:19.978 |
| 6 | | 1:41.896 | 36.941 | 36.798 | 28.157 | 219.0 | 12:23:19.365 | 6 | | 1:41.381 | 36.688 | 36.706 | 27.987 | 219.5 | 12:27:01.359 |
| 7 | | 2:03.760 | 44.084 | 47.844 | 31.832 | 220.8 | 12:25:23.125 | 7 | | 2:08.547 | 46.519 | 48.420 | 33.608 | 219.0 | 12:29:09.906 |
| 8 | | 1:41.856 | 36.969 | 36.833 | 28.054 | 219.5 | 12:27:04.981 | 8 | | 1:40.663 | 36.574 | 36.311 | 27.778 | 217.7 | 12:30:50.569 |
| 9 | | 2:15.584 P | 47.498 | 48.652 | 39.434 | 218.1 | 12:29:20.565 | 9 | | 1:52.632 P | 39.203 | 37.624 | 35.805 | 219.5 | 12:32:43.201 |
| 10 | | 5:07.990 | 3:52.738 | 45.080 | 30.172 | | 12:34:28.555 | 10 | | 5:47.191 | 4:20.087 | 51.154 | 35.950 | | 12:38:30.392 |
| 11 | | 1:41.371 | 36.873 | 36.620 | 27.878 | 219.5 | 12:36:09.926 | 11 | | 1:41.094 | 36.792 | 36.461 | 27.841 | 216.4 | 12:40:11.486 |
| 12 | | 4:06.504 P | 2:37.500 | 50.348 | 38.656 | 218.6 | 12:40:16.430 | 12 | | 1:41.061 | 36.659 | 36.463 | 27.939 | 217.7 | 12:41:52.547 |
| 13 | | 6:07.308 | 4:48.939 | 47.407 | 30.962 | | 12:46:23.738 | 13 | | 1:40.983 | 36.627 | 36.571 | 27.785 | 218.1 | 12:43:33.530 |
| 14 | | 1:41.548 | 36.999 | 36.619 | 27.930 | 217.7 | 12:48:05.286 | 14 | | 1:40.689 | 36.619 | 36.284 | 27.786 | 218.1 | 12:45:14.219 |
| 15 | | 1:58.667 | 42.908 | 45.363 | 30.396 | 219.5 | 12:50:03.953 | 15 | | 1:40.820 | 36.700 | 36.367 | 27.753 | 219.5 | 12:46:55.039 |
| 16 | | 1:41.159 | 36.889 | 36.395 | 27.875 | 216.0 | 12:51:45.112 | 16 | | 1:41.055 | 36.761 | 36.456 | 27.838 | 220.4 | 12:48:36.094 |
| 17 | | 2:17.519 P | 48.321 | 47.361 | 41.837 | 198.1 | 12:54:02.631 | 17 | | 1:53.983 | 36.573 | 38.558 | 38.852 | 219.5 | 12:50:30.077 |
| 18 | | 1:41.136 | | | | | | 18 | | 1:41.136 | 36.603 | 36.420 | 28.113 | 219.0 | 12:52:11.213 |
| 19 | | 1:54.736 P | | | | | | 19 | | 1:54.736 P | 36.902 | 37.690 | 40.144 | 220.4 | 12:54:05.949 |

64

Olli Caldwell

F3 Tatuus 318 A.R.

95

Tom Beckhäuser

F3 Tatuus 318 A.R.

Prema Powerteam

Technorace A.S.D

| Lap | D | Time | Sector 1 | Sector 2 | Sector 3 | T. Spd | Elapsed | Lap | D | Time | Sector 1 | Sector 2 | Sector 3 | T. Spd | Elapsed |
|-----|---|----------------|--------------|----------|----------|--------|--------------|-----|---|--------------|--------------|----------|----------|--------|--------------|
| 1 | | 12:13:14.265 P | 12:11:53.085 | 43.748 | 37.432 | | 12:13:14.265 | | | | | | | | |
| 2 | | 4:45.222 | 3:16.740 | 52.612 | 35.870 | | 12:17:59.487 | | | | | | | | |
| 3 | | 2:11.261 | 40.063 | 43.001 | 48.197 | 216.0 | 12:20:10.748 | 1 | | 12:14:57.445 | 12:13:42.272 | 43.134 | 32.039 | | 12:14:57.445 |
| 4 | | 1:42.765 | 37.728 | 36.921 | 28.116 | 211.3 | 12:21:53.513 | 2 | | 2:11.799 P | 42.772 | 45.863 | 43.164 | 206.8 | 12:17:09.244 |
| 5 | | 1:41.281 | 36.955 | 36.487 | 27.839 | 219.0 | 12:23:34.794 | 3 | | 3:57.893 | 2:13.733 | 1:10.927 | 33.233 | | 12:21:07.137 |
| 6 | | 2:11.155 | 48.633 | 52.269 | 30.253 | 193.8 | 12:25:45.949 | 4 | | 1:46.426 | 37.573 | 39.051 | 29.802 | 216.8 | 12:22:53.563 |
| 7 | | 1:41.277 | 36.785 | 36.588 | 27.904 | 218.6 | 12:27:27.226 | 5 | | 1:45.287 | 37.956 | 38.590 | 28.741 | 218.6 | 12:24:38.850 |
| 8 | | 2:18.243 | 52.040 | 52.316 | 33.887 | 179.4 | 12:29:45.469 | 6 | | 1:44.384 | 37.401 | 38.433 | 28.550 | 219.5 | 12:26:23.234 |
| 9 | | 1:40.807 | 36.697 | 36.383 | 27.727 | 221.3 | 12:31:26.276 | 7 | | 1:42.951 | 36.979 | 37.463 | 28.509 | 220.8 | 12:28:06.185 |
| 10 | | 1:47.467 P | 37.173 | 37.675 | 32.619 | 218.1 | 12:33:13.743 | 8 | | 1:43.695 | 37.264 | 37.873 | 28.558 | 218.1 | 12:29:49.880 |
| 11 | | 5:52.858 | 4:25.279 | 56.070 | 31.509 | | 12:39:06.601 | 9 | | 1:46.996 P | 36.987 | 37.499 | 32.510 | 219.0 | 12:31:36.876 |
| 12 | | 1:42.944 | 37.220 | 37.352 | 28.372 | 216.4 | 12:40:49.545 | 10 | | 8:55.544 | 7:48.968 | 37.946 | 28.630 | | 12:40:32.420 |
| 13 | | 1:41.721 | 36.998 | 36.754 | 27.969 | 216.4 | 12:42:31.266 | 11 | | 1:42.406 | 37.111 | 36.985 | 28.310 | 216.8 | 12:42:14.826 |
| 14 | | 1:40.885 | 36.792 | 36.321 | 27.772 | 216.8 | 12:44:12.151 | 12 | | 1:41.668 | 36.854 | 36.661 | 28.153 | 219.5 | 12:43:56.494 |
| 15 | | 1:40.718 | 36.847 | 36.088 | 27.783 | 214.7 | 12:45:52.869 | 13 | | 1:41.693 | 36.871 | 36.589 | 28.233 | 219.5 | 12:45:38.187 |
| 16 | | 1:45.490 | 37.117 | 38.711 | 29.662 | 218.1 | 12:47:38.359 | 14 | | 1:56.900 P | 36.774 | 45.880 | 34.246 | 219.5 | 12:47:35.087 |
| 17 | | 1:40.585 | 36.633 | 36.258 | 27.694 | 218.6 | 12:49:18.944 | 15 | | 2:59.017 | 1:39.194 | 37.556 | 42.267 | | 12:50:34.104 |
| 18 | | 1:40.653 | 36.728 | 36.124 | 27.801 | 218.6 | 12:50:59.597 | 16 | | 1:42.222 | 36.919 | 37.146 | 28.157 | 220.8 | 12:52:16.326 |
| 19 | | 1:47.953 P | 37.456 | 37.617 | 32.880 | 217.7 | 12:52:47.550 | 17 | | 1:54.233 P | 36.877 | 37.049 | 40.307 | 221.3 | 12:54:10.559 |





Hungaroring
Formula Regional European Char
Free Practice - 1
Lap Analysis



99

Sophia Flörsch

F3 Tatuus 318 A.R.

Van Amersfoort Racing

| Lap | D | Time | Sector 1 | Sector 2 | Sector 3 | T. Spd | Elapsed |
|-----|---|--------------|--------------|----------|----------|--------|--------------|
| 1 | | 12:13:16.810 | 12:11:58.670 | 46.331 | 31.809 | | 12:13:16.810 |
| 2 | | 1:43.424 | 37.578 | 37.766 | 28.080 | 216.0 | 12:15:00.234 |
| 3 | | 1:41.565 | 36.786 | 36.936 | 27.843 | 217.7 | 12:16:41.799 |
| 4 | | 2:09.200 | 50.278 | 47.456 | 31.466 | 213.8 | 12:18:50.999 |
| 5 | | 2:13.078 | 36.647 | 1:05.190 | 31.241 | 220.4 | 12:21:04.077 |
| 6 | | 1:40.940 | 36.691 | 36.339 | 27.910 | 216.8 | 12:22:45.017 |
| 7 | | 2:11.713 | 52.045 | 49.593 | 30.075 | 217.3 | 12:24:56.730 |
| 8 | | 1:49.936 P | 36.486 | 36.296 | 37.154 | 219.0 | 12:26:46.666 |
| 9 | | 10:48.587 | 9:26.576 | 47.315 | 34.696 | | 12:37:35.253 |
| 10 | | 1:54.034 | 39.863 | 39.766 | 34.405 | 213.0 | 12:39:29.287 |
| 11 | | 1:40.816 | 36.684 | 36.363 | 27.769 | 216.4 | 12:41:10.103 |
| 12 | | 2:16.680 | 46.825 | 56.721 | 33.134 | 216.4 | 12:43:26.783 |
| 13 | | 1:40.228 | 36.576 | 36.054 | 27.598 | 217.7 | 12:45:07.011 |
| 14 | | 2:08.968 | 50.073 | 48.149 | 30.746 | 217.7 | 12:47:15.979 |
| 15 | | 1:50.969 | 36.513 | 44.074 | 30.382 | 219.9 | 12:49:06.948 |
| 16 | | 1:40.551 | 36.555 | 36.218 | 27.778 | 217.3 | 12:50:47.499 |
| 17 | | 2:08.303 P | 42.935 | 46.058 | 39.310 | 216.4 | 12:52:55.802 |





Hungaroring
Formula Regional European Char
Free Practice - 1
Best Sectors Results



| Sector - 1 | | | | Sector - 2 | | | | Sector - 3 | | | | Ideal Lap vs Best Lap | | | |
|------------|----|--------------------|--------|------------|--------------------|--------|----|--------------------|--------|------|----|-----------------------|-----------|----------|------|
| Clas | Nº | Driver | Time | Nº | Driver | Time | Nº | Driver | Time | Clas | Nº | Driver | Ideal Lap | Best Lap | Clas |
| 1 | 27 | David Schumacher | 36.474 | 28 | Marcos Siebert | 35.868 | 99 | Sophia Flörsch | 27.598 | 1 | 27 | David Schumacher | 1:40.119 | 1:40.119 | 1 |
| 2 | 2 | Frederik Vesti | 36.475 | 2 | Frederik Vesti | 35.973 | 27 | David Schumacher | 27.603 | 2 | 99 | Sophia Flörsch | 1:40.138 | 1:40.228 | 3 |
| 3 | 99 | Sophia Flörsch | 36.486 | 27 | David Schumacher | 36.042 | 64 | Olli Caldwell | 27.694 | 3 | 2 | Frederik Vesti | 1:40.143 | 1:40.143 | 2 |
| 4 | 41 | Raul Guzman | 36.487 | 17 | Igor Fraga | 36.048 | 2 | Frederik Vesti | 27.695 | 4 | 28 | Marcos Siebert | 1:40.344 | 1:40.367 | 4 |
| 5 | 17 | Igor Fraga | 36.549 | 99 | Sophia Flörsch | 36.054 | 28 | Marcos Siebert | 27.714 | 5 | 17 | Igor Fraga | 1:40.411 | 1:40.489 | 5 |
| 6 | 74 | Enzo Fittipaldi | 36.573 | 64 | Olli Caldwell | 36.088 | 74 | Enzo Fittipaldi | 27.753 | 6 | 64 | Olli Caldwell | 1:40.415 | 1:40.585 | 6 |
| 7 | 64 | Olli Caldwell | 36.633 | 74 | Enzo Fittipaldi | 36.284 | 41 | Raul Guzman | 27.764 | 7 | 41 | Raul Guzman | 1:40.608 | 1:40.890 | 8 |
| 8 | 10 | Konsta Lappalainen | 36.653 | 10 | Konsta Lappalainen | 36.344 | 17 | Igor Fraga | 27.814 | 8 | 74 | Enzo Fittipaldi | 1:40.610 | 1:40.663 | 7 |
| 9 | 28 | Marcos Siebert | 36.762 | 41 | Raul Guzman | 36.357 | 46 | Isac Blomqvist | 27.875 | 9 | 10 | Konsta Lappalainen | 1:40.903 | 1:40.936 | 9 |
| 10 | 95 | Tom Beckhäuser | 36.774 | 46 | Isac Blomqvist | 36.395 | 10 | Konsta Lappalainen | 27.906 | 10 | 46 | Isac Blomqvist | 1:41.143 | 1:41.159 | 10 |
| 11 | 46 | Isac Blomqvist | 36.873 | 95 | Tom Beckhäuser | 36.589 | 25 | Alexandre Bardinon | 28.108 | 11 | 95 | Tom Beckhäuser | 1:41.516 | 1:41.668 | 11 |
| 12 | 25 | Alexandre Bardinon | 37.117 | 25 | Alexandre Bardinon | 36.791 | 95 | Tom Beckhäuser | 28.153 | 12 | 25 | Alexandre Bardinon | 1:42.016 | 1:42.455 | 12 |
| 13 | 7 | Scolari Sharon | 37.534 | 7 | Scolari Sharon | 38.963 | 7 | Scolari Sharon | 29.217 | 13 | 7 | Scolari Sharon | 1:45.714 | 1:45.977 | 13 |



Hungaroring
Formula Regional European Char
Free Practice - 1
Best 5 Lap Times



| Cls | Nº | Driver | Nat | Competitor | Nat | Best 1 | | Best 2 | | Best 3 | | Best 4 | | Best 5 | |
|-----|----|--------------------|-----|-----------------------|-----|----------|-----|----------|-----|----------|-----|----------|-----|----------|-----|
| | | | | | | Time | Lap | Time | Lap | Time | Lap | Time | Lap | Time | Lap |
| 1 | 27 | David Schumacher | DEU | US Racing | DEU | 1:40.119 | 16 | 1:40.781 | 14 | 1:40.806 | 13 | 1:41.165 | 8 | 1:41.493 | 11 |
| 2 | 2 | Frederik Vesti | DNK | Prema Powerteam | ITA | 1:40.143 | 15 | 1:40.790 | 17 | 1:40.792 | 9 | 1:41.184 | 12 | 1:41.192 | 7 |
| 3 | 99 | Sophia Flörsch | DEU | Van Amersfoort Racing | NLD | 1:40.228 | 13 | 1:40.551 | 16 | 1:40.816 | 11 | 1:40.940 | 6 | 1:41.565 | 3 |
| 4 | 28 | Marcos Siebert | ARG | US Racing | DEU | 1:40.367 | 15 | 1:40.731 | 18 | 1:41.139 | 10 | 1:41.215 | 3 | 1:41.241 | 12 |
| 5 | 17 | Igor Fraga | BRA | DR Formula | PRT | 1:40.489 | 15 | 1:40.753 | 18 | 1:40.800 | 16 | 1:40.966 | 12 | 1:41.182 | 10 |
| 6 | 64 | Olli Caldwell | GBR | Prema Powerteam | ITA | 1:40.585 | 17 | 1:40.653 | 18 | 1:40.718 | 15 | 1:40.807 | 9 | 1:40.885 | 14 |
| 7 | 74 | Enzo Fittipaldi | BRA | Prema Powerteam | ITA | 1:40.663 | 8 | 1:40.689 | 14 | 1:40.820 | 15 | 1:40.983 | 13 | 1:41.055 | 16 |
| 8 | 41 | Raul Guzman | MEX | DR Formula | PRT | 1:40.890 | 14 | 1:41.103 | 4 | 1:41.126 | 18 | 1:41.207 | 11 | 1:41.358 | 8 |
| 9 | 10 | Konsta Lappalainen | FIN | Kic Motorsport | FIN | 1:40.936 | 16 | 1:40.967 | 17 | 1:41.503 | 9 | 1:41.507 | 15 | 1:41.514 | 11 |
| 10 | 46 | Isac Blomqvist | FIN | Kic Motorsport | FIN | 1:41.159 | 16 | 1:41.371 | 11 | 1:41.548 | 14 | 1:41.856 | 8 | 1:41.896 | 6 |
| 11 | 95 | Tom Beckhäuser | CZE | Technorace A.S.D | ITA | 1:41.668 | 12 | 1:41.693 | 13 | 1:42.222 | 16 | 1:42.406 | 11 | 1:42.951 | 7 |
| 12 | 25 | Alexandre Bardinon | FRA | Van Amersfoort Racing | FRA | 1:42.455 | 14 | 1:42.515 | 16 | 1:42.760 | 12 | 1:42.834 | 13 | 1:43.677 | 6 |
| 13 | 7 | Scolari Sharon | CHE | Scorace Team | CHE | 1:45.977 | 12 | 1:45.993 | 11 | 1:46.137 | 17 | 1:46.343 | 16 | 1:46.561 | 15 |



Hungaroring
Formula Regional European Char
Free Practice - 1
Best 5 Top Speeds



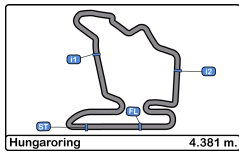
| Cls | Nº | Driver | Nat | Competitor | Nat | Top 1 | | Top 2 | | Top 3 | | Top 4 | | Top 5 | | Avg |
|-----|----|--------------------|-----|-----------------------|-----|-------|-----|-------|-----|-------|-----|-------|-----|-------|-----|-------|
| | | | | | | Km/h | Lap | Km/h | Lap | Km/h | Lap | Km/h | Lap | Km/h | Lap | |
| 1 | 64 | Olli Caldwell | GBR | Prema Powerteam | ITA | 221.3 | 9 | 219.0 | 5 | 218.6 | 7 | 218.6 | 17 | 218.6 | 18 | 219.2 |
| 2 | 95 | Tom Beckhäuser | CZE | Technorace A.S.D | ITA | 221.3 | 17 | 220.8 | 7 | 220.8 | 16 | 219.5 | 6 | 219.5 | 12 | 220.4 |
| 3 | 2 | Frederik Vesti | DNK | Prema Powerteam | ITA | 220.8 | 14 | 219.9 | 5 | 219.9 | 16 | 219.5 | 6 | 219.0 | 7 | 219.8 |
| 4 | 7 | Scolari Sharon | CHE | Scorace Team | CHE | 220.8 | 4 | 219.5 | 7 | 219.0 | 3 | 219.0 | 8 | 218.6 | 6 | 219.4 |
| 5 | 46 | Isac Blomqvist | FIN | Kic Motorsport | FIN | 220.8 | 7 | 219.9 | 3 | 219.9 | 5 | 219.5 | 8 | 219.5 | 11 | 219.9 |
| 6 | 74 | Enzo Fittipaldi | BRA | Prema Powerteam | ITA | 220.4 | 16 | 220.4 | 19 | 219.5 | 6 | 219.5 | 9 | 219.5 | 15 | 219.8 |
| 7 | 99 | Sophia Flörsch | DEU | Van Amersfoort Racing | NDL | 220.4 | 5 | 219.9 | 15 | 219.0 | 8 | 217.7 | 3 | 217.7 | 13 | 218.9 |
| 8 | 10 | Konsta Lappalainen | FIN | Kic Motorsport | FIN | 219.9 | 19 | 219.5 | 16 | 219.5 | 17 | 219.5 | 18 | 219.0 | 10 | 219.5 |
| 9 | 41 | Raul Guzman | MEX | DR Formula | PRT | 219.9 | 17 | 219.9 | 19 | 219.0 | 18 | 218.6 | 5 | 218.1 | 4 | 219.1 |
| 10 | 25 | Alexandre Bardinon | FRA | Van Amersfoort Racing | FRA | 219.5 | 2 | 219.5 | 14 | 218.1 | 3 | 218.1 | 4 | 217.7 | 17 | 218.6 |
| 11 | 28 | Marcos Siebert | ARG | US Racing | DEU | 219.5 | 16 | 217.3 | 7 | 217.3 | 8 | 217.3 | 15 | 217.3 | 17 | 217.7 |
| 12 | 17 | Igor Fraga | BRA | DR Formula | PRT | 218.6 | 16 | 218.6 | 18 | 217.7 | 4 | 217.7 | 6 | 217.7 | 15 | 218.0 |
| 13 | 27 | David Schumacher | DEU | US Racing | DEU | 218.1 | 7 | 217.3 | 3 | 217.3 | 17 | 216.8 | 4 | 216.4 | 6 | 217.2 |



Hungaroring
Formula Regional European Char
Free Practice - 1
Fastest Laps Sequence



| Lap | Time of Day | Session Time | Nº | Driver | Nat | Competitor | Nat | Time | Km/h |
|-----|--------------|--------------|----|------------------|-----|-----------------------|-----|----------|-------|
| 2 | 12:15:00.234 | 4:00.234 | 99 | Sophia Flörsch | DEU | Van Amersfoort Racing | NDL | 1:43.424 | 152.4 |
| 2 | 12:15:10.657 | 4:10.657 | 17 | Igor Fraga | BRA | DR Formula | PRT | 1:42.443 | 153.9 |
| 3 | 12:16:41.799 | 5:41.799 | 99 | Sophia Flörsch | DEU | Van Amersfoort Racing | NDL | 1:41.565 | 155.2 |
| 3 | 12:16:51.918 | 5:51.918 | 17 | Igor Fraga | BRA | DR Formula | PRT | 1:41.261 | 155.7 |
| 3 | 12:17:19.769 | 6:19.769 | 28 | Marcos Siebert | ARG | US Racing | DEU | 1:41.215 | 155.8 |
| 4 | 12:18:55.146 | 7:55.146 | 41 | Raul Guzman | MEX | DR Formula | PRT | 1:41.103 | 155.9 |
| 6 | 12:22:45.017 | 11:45.017 | 99 | Sophia Flörsch | DEU | Van Amersfoort Racing | NDL | 1:40.940 | 156.2 |
| 8 | 12:30:50.569 | 19:50.569 | 74 | Enzo Fittipaldi | BRA | Prema Powerteam | ITA | 1:40.663 | 156.6 |
| 13 | 12:45:07.011 | 34:07.011 | 99 | Sophia Flörsch | DEU | Van Amersfoort Racing | NDL | 1:40.228 | 157.3 |
| 15 | 12:48:30.781 | 37:30.781 | 2 | Frederik Vesti | DNK | Prema Powerteam | ITA | 1:40.143 | 157.4 |
| 16 | 12:49:15.765 | 38:15.765 | 27 | David Schumacher | DEU | US Racing | DEU | 1:40.119 | 157.5 |

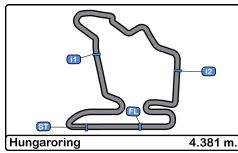


Hungaroring
Formula Regional European Char
Free Practice - 1



Event Best Maximum Speed

| Nº | Driver | Nat | Competitor | Nat | Km/h | Session |
|-----------|--------------------|------------|-----------------------|------------|-------------|-------------------|
| 64 | Olli Caldwell | GBR | Prema Powerteam | ITA | 221.3 | Free Practice - 1 |
| 95 | Tom Beckhäuser | CZE | Technorace A.S.D | ITA | 221.3 | Free Practice - 1 |
| 7 | Scolari Sharon | CHE | Scorace Team | CHE | 220.8 | Free Practice - 1 |
| 46 | Isac Blomqvist | FIN | Kic Motorsport | FIN | 220.8 | Free Practice - 1 |
| 2 | Frederik Vesti | DNK | Prema Powerteam | ITA | 220.8 | Free Practice - 1 |
| 99 | Sophia Flörsch | DEU | Van Amersfoort Racing | NDL | 220.4 | Free Practice - 1 |
| 74 | Enzo Fittipaldi | BRA | Prema Powerteam | ITA | 220.4 | Free Practice - 1 |
| 41 | Raul Guzman | MEX | DR Formula | PRT | 219.9 | Free Practice - 1 |
| 10 | Konsta Lappalainen | FIN | Kic Motorsport | FIN | 219.9 | Free Practice - 1 |
| 25 | Alexandre Bardinon | FRA | Van Amersfoort Racing | FRA | 219.5 | Free Practice - 1 |
| 28 | Marcos Siebert | ARG | US Racing | DEU | 219.5 | Free Practice - 1 |
| 17 | Igor Fraga | BRA | DR Formula | PRT | 218.6 | Free Practice - 1 |
| 27 | David Schumacher | DEU | US Racing | DEU | 218.1 | Free Practice - 1 |



Hungaroring
Formula Regional European Char
Free Practice - 1
Pit Stop Analysis



2 Frederik Vesti Prema Powerteam
 F3 Tatuus 318 A.R.

| Nr. | In Day Time | In Time | Out Time | Pit Time | T. Pit Time | Handicap | Penalty |
|-----|--------------|--------------|--------------|----------|-------------|----------|---------|
| 1 | 12:13:25.495 | 12:13:25.495 | 12:15:59.889 | 2:34.394 | 2:34.394 | | |
| 2 | 12:33:05.642 | 12:33:05.642 | 12:39:16.665 | 6:11.023 | 8:45.417 | | |

7 Scolari Sharon Scorsea Team
 F3 Tatuus 318 A.R.

| Nr. | In Day Time | In Time | Out Time | Pit Time | T. Pit Time | Handicap | Penalty |
|-----|--------------|--------------|--------------|----------|-------------|----------|---------|
| 1 | 12:20:17.080 | 12:20:17.080 | 12:22:22.170 | 2:05.090 | 2:05.090 | | |
| 2 | 12:39:40.358 | 12:39:40.358 | 12:44:20.710 | 4:40.352 | 6:45.442 | | |

10 Konsta Lappalainen Kic Motorsport
 F3 Tatuus 318 A.R.

| Nr. | In Day Time | In Time | Out Time | Pit Time | T. Pit Time | Handicap | Penalty |
|-----|--------------|--------------|--------------|----------|-------------|----------|---------|
| 1 | 12:22:15.209 | 12:22:15.209 | 12:24:08.869 | 1:53.660 | 1:53.660 | | |
| 2 | 12:38:36.717 | 12:38:36.717 | 12:41:12.097 | 2:35.380 | 4:29.040 | | |

17 Igor Fraga DR Formula
 F3 Tatuus 318 A.R.

| Nr. | In Day Time | In Time | Out Time | Pit Time | T. Pit Time | Handicap | Penalty |
|-----|--------------|--------------|--------------|----------|-------------|----------|---------|
| 1 | 12:24:42.542 | 12:24:42.542 | 12:28:45.856 | 4:03.314 | 4:03.314 | | |
| 2 | 12:39:26.763 | 12:39:26.763 | 12:42:48.022 | 3:21.259 | 7:24.573 | | |

25 Alexandre Bardinon Van Amersfoort Racing
 F3 Tatuus 318 A.R.

| Nr. | In Day Time | In Time | Out Time | Pit Time | T. Pit Time | Handicap | Penalty |
|-----|--------------|--------------|--------------|----------|-------------|----------|---------|
| 1 | 12:27:41.503 | 12:27:41.503 | 12:37:30.692 | 9:49.189 | 9:49.189 | | |

27 David Schumacher US Racing
 F3 Tatuus 318 A.R.

| Nr. | In Day Time | In Time | Out Time | Pit Time | T. Pit Time | Handicap | Penalty |
|-----|--------------|--------------|--------------|----------|-------------|----------|---------|
| 1 | 12:13:26.958 | 12:13:26.958 | 12:15:09.407 | 1:42.449 | 1:42.449 | | |
| 2 | 12:30:18.109 | 12:30:18.109 | 12:35:55.422 | 5:37.313 | 7:19.762 | | |

28 Marcos Siebert US Racing
 F3 Tatuus 318 A.R.

| Nr. | In Day Time | In Time | Out Time | Pit Time | T. Pit Time | Handicap | Penalty |
|-----|--------------|--------------|--------------|----------|-------------|----------|---------|
| 1 | 12:26:48.932 | 12:26:48.932 | 12:34:01.381 | 7:12.449 | 7:12.449 | | |

41 Raul Guzman DR Formula
 F3 Tatuus 318 A.R.

| Nr. | In Day Time | In Time | Out Time | Pit Time | T. Pit Time | Handicap | Penalty |
|-----|--------------|--------------|--------------|----------|-------------|----------|---------|
| 1 | 12:28:39.959 | 12:28:39.959 | 12:31:05.465 | 2:25.506 | 2:25.506 | | |
| 2 | 12:36:22.917 | 12:36:22.917 | 12:39:46.959 | 3:24.042 | 5:49.548 | | |
| 3 | 12:44:56.646 | 12:44:56.646 | 12:46:57.523 | 2:00.877 | 7:50.425 | | |

46 Isac Blomqvist Kic Motorsport
 F3 Tatuus 318 A.R.

| Nr. | In Day Time | In Time | Out Time | Pit Time | T. Pit Time | Handicap | Penalty |
|-----|--------------|--------------|--------------|----------|-------------|----------|---------|
| 1 | 12:29:17.414 | 12:29:17.414 | 12:32:29.878 | 3:12.464 | 3:12.464 | | |
| 2 | 12:40:13.319 | 12:40:13.319 | 12:44:18.217 | 4:04.898 | 7:17.362 | | |

64 Olli Caldwell Prema Powerteam
 F3 Tatuus 318 A.R.

| Nr. | In Day Time | In Time | Out Time | Pit Time | T. Pit Time | Handicap | Penalty |
|-----|--------------|--------------|--------------|----------|-------------|----------|---------|
| 1 | 12:13:11.706 | 12:13:11.706 | 12:15:45.546 | 2:33.840 | 2:33.840 | | |
| 2 | 12:33:11.043 | 12:33:11.043 | 12:36:30.259 | 3:19.216 | 5:53.056 | | |

74 Enzo Fittipaldi Prema Powerteam
 F3 Tatuus 318 A.R.

| Nr. | In Day Time | In Time | Out Time | Pit Time | T. Pit Time | Handicap | Penalty |
|-----|--------------|--------------|--------------|----------|-------------|----------|---------|
| 1 | 12:13:29.253 | 12:13:29.253 | 12:17:17.594 | 3:48.341 | 3:48.341 | | |
| 2 | 12:32:40.632 | 12:32:40.632 | 12:36:15.788 | 3:35.156 | 7:23.497 | | |

95 Tom Beckhäuser Technorace A.S.D
 F3 Tatuus 318 A.R.

| Nr. | In Day Time | In Time | Out Time | Pit Time | T. Pit Time | Handicap | Penalty |
|-----|--------------|--------------|--------------|----------|-------------|----------|---------|
| 1 | 12:17:06.476 | 12:17:06.476 | 12:18:45.788 | 1:39.312 | 1:39.312 | | |
| 2 | 12:31:34.277 | 12:31:34.277 | 12:38:48.236 | 7:13.959 | 8:53.271 | | |
| 3 | 12:47:32.536 | 12:47:32.536 | 12:48:37.124 | 1:04.588 | 9:57.859 | | |

99 Sophia Flörsch Van Amersfoort Racing
 F3 Tatuus 318 A.R.

| Nr. | In Day Time | In Time | Out Time | Pit Time | T. Pit Time | Handicap | Penalty |
|-----|--------------|--------------|--------------|----------|-------------|----------|---------|
| 1 | 12:26:44.110 | 12:26:44.110 | 12:35:24.840 | 8:40.730 | 8:40.730 | | |

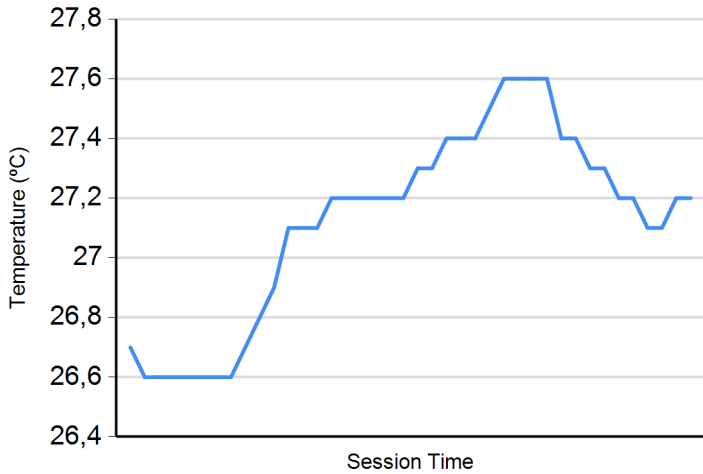




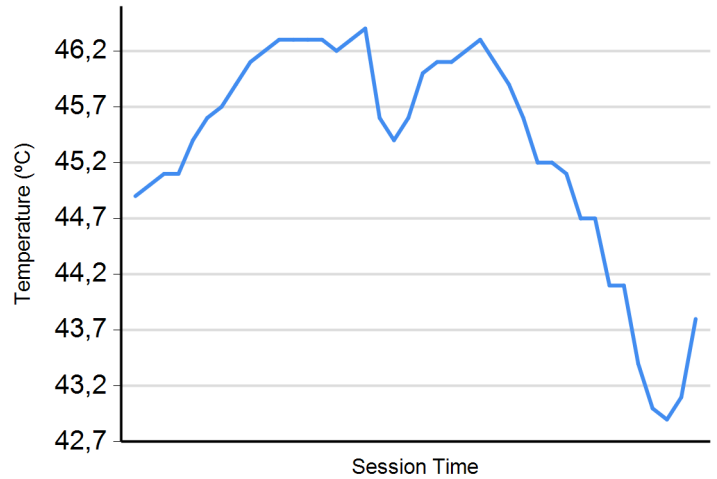
Hungaroring
Formula Regional European Char
Free Practice - 1
Weather Report



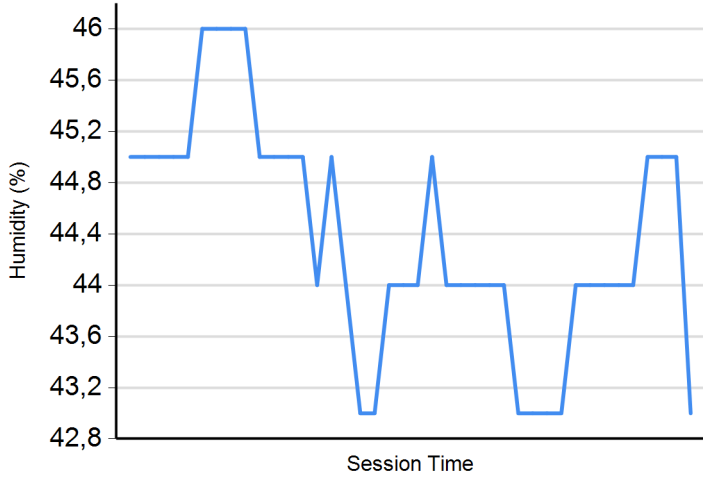
Air Temperature



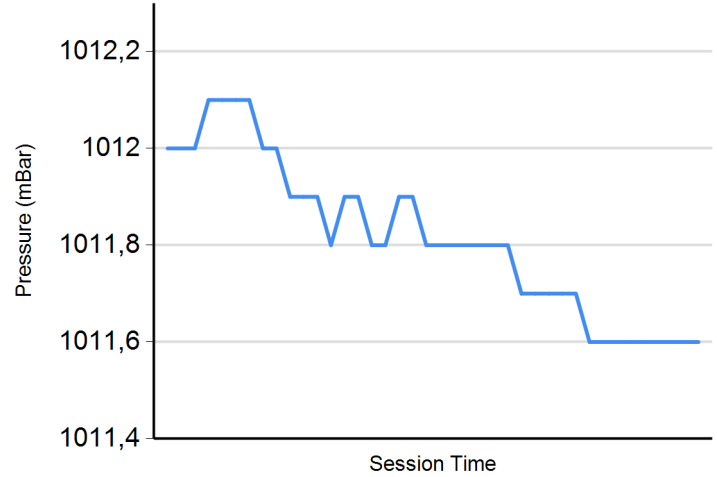
Track Temperature



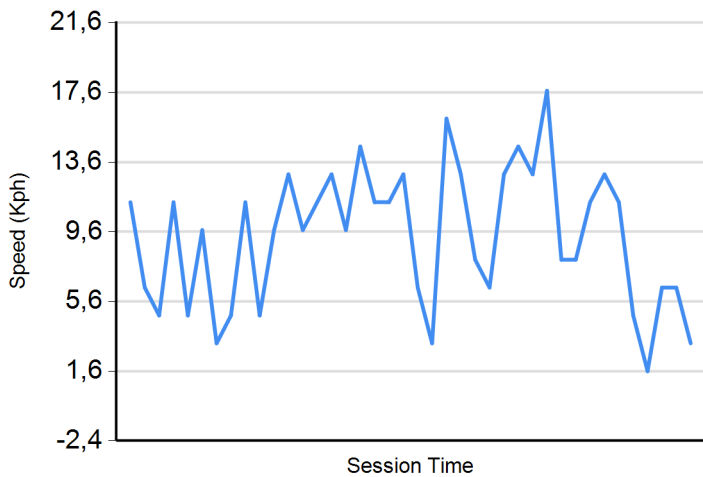
Humidity



Pressure



Wind Speed



Wind direction

North = 0°/360° Est = 90° South = 180° West = 270°

