



Hungaroring
Formula Regional European Char
Free Practice - 2
Provisional Results



Cls	Nº	Driver	Nat	Competitor	Nat		Laps	Best	Time	Gap	Interval	Km/h	
1	2	Frederik Vesti	DNK	Prema Powerteam	ITA	R	1	19	1:40.036			157.6	
2	74	Enzo Fittipaldi	BRA	Prema Powerteam	ITA	R	2	18	1:40.120	0.084	0.084	157.5	
3	64	Olli Caldwell	GBR	Prema Powerteam	ITA	R	3	18	1:40.138	0.102	0.018	157.4	
4	17	Igor Fraga	BRA	DR Formula	PRT		18	16	1:40.258	0.222	0.120	157.3	
5	28	Marcos Siebert	ARG	US Racing	DEU		19	16	1:40.392	0.356	0.134	157.1	
6	27	David Schumacher	DEU	US Racing	DEU	R	4	17	15	1:40.678	0.642	0.286	156.6
7	99	Sophia Flörsch	DEU	Van Amersfoort Racing	NDL		21	20	1:40.738	0.702	0.060	156.5	
8	41	Raul Guzman	MEX	DR Formula	PRT	R	5	18	13	1:40.756	0.720	0.018	156.5
9	46	Isac Blomqvist	SWE	Kic Motorsport	FIN	R	6	19	14	1:40.806	0.770	0.050	156.4
10	10	Konsta Lappalainen	FIN	Kic Motorsport	FIN	R	7	16	13	1:41.195	1.159	0.389	155.8
11	95	Tom Beckhäuser	CZE	Technorace A.S.D	ITA		16	10	1:41.330	1.294	0.135	155.6	
12	25	Alexandre Bardion	FRA	Van Amersfoort Racing	FRA		20	14	1:42.287	2.251	0.957	154.1	
13	7	Scolari Sharon	CHE	Scorace Team	CHE		19	17	1:44.758	4.722	2.471	150.5	

Published at:.....

Track Temp: **42.1 °C** Air Temp: **29.2 °C** Humidity: **27 %** Track Status: **DRY**

Stewards:

Race Director:

Timekeeper:






Hungaroring
Formula Regional European Char
Free Practice - 2
Provisional Results by Class



Cls	Nº	Driver	Nat	Competitor	Nat	Laps	Best	Time	Gap	Interval	Km/h	
1	17	Igor Fraga	BRA	DR Formula	PRT	18	16	1:40.258			157.3	
2	28	Marcos Siebert	ARG	US Racing	DEU	19	16	1:40.392	0.134	0.134	157.1	
3	99	Sophia Flörsch	DEU	Van Amersfoort Racing	NDL	21	20	1:40.738	0.480	0.346	156.5	
4	95	Tom Beckhäuser	CZE	Technorace A.S.D	ITA	16	10	1:41.330	1.072	0.592	155.6	
5	25	Alexandre Bardinon	FRA	Van Amersfoort Racing	FRA	20	14	1:42.287	2.029	0.957	154.1	
6	7	Scolari Sharon	CHE	Scorace Team	CHE	19	17	1:44.758	4.500	2.471	150.5	
Rookie												
1	2	Frederik Vesti	DNK	Prema Powerteam	ITA	R	19	14	1:40.036		157.6	
2	74	Enzo Fittipaldi	BRA	Prema Powerteam	ITA	R	18	13	1:40.120	0.084	0.084	157.5
3	64	Olli Caldwell	GBR	Prema Powerteam	ITA	R	18	14	1:40.138	0.102	0.018	157.4
4	27	David Schumacher	DEU	US Racing	DEU	R	17	15	1:40.678	0.642	0.540	156.6
5	41	Raul Guzman	MEX	DR Formula	PRT	R	18	13	1:40.756	0.720	0.078	156.5
6	46	Isac Blomqvist	SWE	Kic Motorsport	FIN	R	19	14	1:40.806	0.770	0.050	156.4
7	10	Konsta Lappalainen	FIN	Kic Motorsport	FIN	R	16	13	1:41.195	1.159	0.389	155.8

Published at:.....

Track Temp: **42.1 °C** Air Temp: **29.2 °C** Humidity: **27 %** Track **DRY**

Stewards:	Race Director:	Timekeeper: 
------------------	-----------------------	---





Hungaroring
Formula Regional European Char
Free Practice - 2
Lap Analysis



2 Frederik Vesti F3 Tatuus 318 A.R. **10**

Konsta Lappalainen F3 Tatuus 318 A.R.

R Prema Powerteam

R Kic Motorsport

Lap	D	Time	Sector 1	Sector 2	Sector 3	T. Spd	Elapsed
1		16:24:04.030 P	16:22:43.913	40.303	39.814		16:24:04.030
2		2:32.208	1:17.823	46.039	28.346		16:26:36.238
3		1:41.598	36.871	36.835	27.892	215.1	16:28:17.836
4		1:41.292	36.898	36.508	27.886	216.0	16:29:59.128
5		1:41.211	36.757	36.376	28.078	216.0	16:31:40.339
6		1:40.970	36.760	36.330	27.880	216.8	16:33:21.309
7		1:41.103	36.730	36.411	27.962	216.8	16:35:02.412
8		1:41.345	36.726	36.680	27.939	216.4	16:36:43.757
9		1:40.709	36.667	36.231	27.811	216.4	16:38:24.466
10		1:48.024 P	36.757	37.447	33.820	218.1	16:40:12.490
11		8:12.381	6:55.392	44.541	32.448		16:48:24.871
12		1:47.463	39.879	38.922	28.662	210.9	16:50:12.334
13		1:40.261	36.671	35.945	27.645	216.4	16:51:52.595
14		1:40.036	36.610	35.889	27.537	216.4	16:53:32.631
15		1:40.199	36.404	36.039	27.756	217.7	16:55:12.830
16		2:03.959	48.716	45.741	29.502	182.1	16:57:16.789
17		1:54.449	36.526	45.752	32.171	219.9	16:59:11.238
18		1:40.222	36.384	35.984	27.854	217.3	17:00:51.460
19		1:56.810 P	36.400	42.189	38.221	217.7	17:02:48.270

Lap	D	Time	Sector 1	Sector 2	Sector 3	T. Spd	Elapsed
1		16:24:59.236 P	16:23:10.038	56.772	52.426		16:24:59.236
2		2:58.862 P	1:24.592	49.275	44.995		16:27:58.098
3		2:39.007	1:23.354	43.284	32.369		16:30:37.105
4		1:42.059	37.048	36.927	28.084	215.1	16:32:19.164
5		1:59.513	36.740	51.470	31.303	218.1	16:34:18.677
6		1:41.995	36.978	36.869	28.148	217.7	16:36:00.672
7		1:41.626	36.826	36.743	28.057	217.7	16:37:42.298
8		2:19.979	52.212	52.568	35.199	217.3	16:40:02.277
9		2:17.831 P	36.832	53.608	47.391	217.7	16:42:20.108
10		6:55.020	5:34.291	48.642	32.087		16:49:15.128
11		1:54.174	41.539	43.781	28.854	182.7	16:51:09.302
12		1:41.294	36.978	36.463	27.853	213.8	16:52:50.596
13		1:41.195	36.857	36.350	27.988	216.0	16:54:31.791
14		2:03.087 P	43.527	44.751	34.809	216.4	16:56:34.878
15		3:57.748	2:48.395	40.339	29.014		17:00:32.626
16		2:06.723 P	36.532	37.333	52.858	217.7	17:02:39.349

17 Igor Fraga F3 Tatuus 318 A.R.

DR Formula

7 Scolari Sharon F3 Tatuus 318 A.R.

Scorace Team

Lap	D	Time	Sector 1	Sector 2	Sector 3	T. Spd	Elapsed
1		16:24:37.940	16:23:14.564	47.774	35.602		16:24:37.940
2		2:02.092	44.674	46.623	30.795	179.1	16:26:40.032
3		1:47.725	38.442	39.507	29.776	216.8	16:28:27.757
4		1:47.328	38.315	39.415	29.598	213.4	16:30:15.085
5		1:45.786	38.084	38.556	29.146	216.8	16:32:00.871
6		1:44.877	37.679	38.266	28.932	216.4	16:33:45.748
7		1:45.455	37.548	38.700	29.207	216.8	16:35:31.203
8		1:45.273	37.726	38.462	29.085	217.3	16:37:16.476
9		1:58.282 P	37.703	38.509	42.070	216.4	16:39:14.758
10		3:24.828	2:15.015	39.593	30.220		16:42:39.586
11		1:45.124	37.893	38.261	28.970	214.7	16:44:24.710
12		1:45.127	37.649	38.217	29.261	216.8	16:46:09.837
13		1:53.315	39.338	42.766	31.211	215.5	16:48:03.152
14		1:45.430	37.981	38.336	29.113	216.0	16:49:48.582
15		1:57.617 P	37.890	39.294	40.433	215.5	16:51:46.199
16		5:00.593	3:52.292	39.050	29.251		16:56:46.792
17		1:44.758	37.708	38.306	28.744	215.1	16:58:31.550
18		1:44.818	37.599	38.364	28.855	216.4	17:00:16.368
19		3:05.122 P	37.346	1:39.386	48.390	216.8	17:03:21.490

Lap	D	Time	Sector 1	Sector 2	Sector 3	T. Spd	Elapsed
1		16:24:43.775	16:23:10.902	57.355	35.518		16:24:43.775
2		1:57.576	44.374	43.834	29.368	137.9	16:26:41.351
3		1:58.202	41.934	44.297	31.971	182.4	16:28:39.553
4		2:02.887	40.056	41.528	41.303	206.8	16:30:42.440
5		1:43.462	36.825	36.960	29.677	217.3	16:32:25.902
6		1:42.330	36.703	37.500	28.127	218.6	16:34:08.232
7		1:41.163	36.699	36.521	27.943	217.7	16:35:49.395
8		1:45.297 P	36.660	36.539	32.098	218.6	16:37:34.692
9		6:25.795	5:09.928	41.421	34.446		16:44:00.487
10		1:40.377	36.613	36.120	27.644	216.4	16:45:40.864
11		2:02.817 P	42.205	40.211	40.401	217.3	16:47:43.681
12		4:13.030	3:02.699	37.024	33.307		16:51:56.711
13		1:43.848	36.622	39.349	27.877	217.3	16:53:40.559
14		1:40.306	36.564	36.077	27.665	217.3	16:55:20.865
15		2:12.407	42.138	55.029	35.240	216.8	16:57:33.272
16		1:40.258	36.422	36.024	27.812	218.6	16:59:13.530
17		1:53.370	36.707	45.080	31.583	218.6	17:01:06.900
18		2:02.099 P	36.511	44.081	41.507	218.6	17:03:08.999





Hungaroring
Formula Regional European Char
Free Practice - 2
Lap Analysis



25

Alexandre Bardinon

F3 Tatuus 318 A.R.

28

Marcos Siebert

F3 Tatuus 318 A.R.

Van Amersfoort Racing

US Racing

Lap	D	Time	Sector 1	Sector 2	Sector 3	T. Spd	Elapsed	Lap	D	Time	Sector 1	Sector 2	Sector 3	T. Spd	Elapsed
1		16:24:15.622	16:23:01.074	40.999	33.549		16:24:15.622	1		16:24:14.828	16:22:59.021	41.661	34.146		16:24:14.828
2		1:58.526	51.672	38.062	28.792	217.7	16:26:14.148	2		1:48.552	42.907	37.521	28.124	216.0	16:26:03.380
3		1:44.446	39.036	37.159	28.251	216.8	16:27:58.594	3		1:41.445	36.889	36.491	28.065	215.1	16:27:44.825
4		3:44.641 P	2:24.312	41.060	39.269	214.7	16:31:43.235	4		1:41.159	37.033	36.203	27.923	214.2	16:29:25.984
5		2:26.040	1:20.466	37.320	28.254		16:34:09.275	5		1:41.083	36.930	36.215	27.938	215.5	16:31:07.067
6		1:42.415	37.281	37.001	28.133	214.2	16:35:51.690	6		1:51.392 P	37.240	39.399	34.753	215.5	16:32:58.459
7		1:42.676	37.365	37.254	28.057	215.1	16:37:34.366	7		5:53.441	4:47.510	37.554	28.377		16:38:51.900
8		1:42.785	37.473	36.980	28.332	214.7	16:39:17.151	8		1:40.929	36.841	36.158	27.930	215.5	16:40:32.829
9		1:42.577	37.277	37.073	28.227	214.2	16:40:59.728	9		1:40.879	36.740	36.217	27.922	215.1	16:42:13.708
10		1:42.565	37.318	37.041	28.206	215.1	16:42:42.293	10		1:41.165	36.847	36.372	27.946	216.0	16:43:54.873
11		1:45.254	37.517	37.568	30.169	213.4	16:44:27.547	11		1:40.889	36.876	36.143	27.870	214.2	16:45:35.762
12		1:42.842	37.426	36.955	28.461	216.0	16:46:10.389	12		1:49.608 P	38.221	37.559	33.828	214.2	16:47:25.370
13		1:42.689	37.584	36.930	28.175	214.7	16:47:53.078	13		4:49.707	3:44.668	37.235	27.804		16:52:15.077
14		1:42.287	37.214	37.048	28.025	213.0	16:49:35.365	14		1:43.271	37.680	37.759	27.832	213.8	16:53:58.348
15		1:42.744	37.222	37.236	28.286	213.4	16:51:18.109	15		1:55.829	36.760	43.456	35.613	214.7	16:55:54.177
16		1:42.371	37.217	36.981	28.173	211.7	16:53:00.480	16		1:40.392	36.703	35.968	27.721	215.5	16:57:34.569
17		1:52.763 P	37.319	39.241	36.203	213.0	16:54:53.243	17		1:58.582	45.869	43.223	29.490	213.8	16:59:33.151
18		5:05.938	3:58.465	38.157	29.316		16:59:59.181	18		1:40.567	36.627	36.133	27.807	213.8	17:01:13.718
19		1:42.595	37.424	37.002	28.169	210.5	17:01:41.776	19		2:13.482 P	36.442	44.287	52.753	217.7	17:03:27.200
20		2:35.714 P	45.472	55.209	55.033	212.1	17:04:17.490								

27

David Schumacher

F3 Tatuus 318 A.R.

Raul Guzman

F3 Tatuus 318 A.R.

R

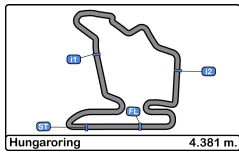
R

DR Formula

US Racing

Lap	D	Time	Sector 1	Sector 2	Sector 3	T. Spd	Elapsed	Lap	D	Time	Sector 1	Sector 2	Sector 3	T. Spd	Elapsed
1		16:24:11.298	16:22:54.708	44.663	31.927		16:24:11.298	1		16:24:22.574	16:23:01.758	44.206	36.610		16:24:22.574
2		1:48.196	42.813	37.357	28.026	214.7	16:25:59.494	2		1:51.179	43.440	39.038	28.701	213.8	16:26:13.753
3		1:41.631	37.011	36.640	27.980	213.4	16:27:41.125	3		1:42.016	37.143	36.884	27.989	213.4	16:27:55.769
4		1:41.713	37.181	36.419	28.113	212.5	16:29:22.838	4		1:48.943 P	37.160	37.604	34.179	213.0	16:29:44.712
5		1:41.487	37.072	36.503	27.912	213.8	16:31:04.325	5		6:52.668	5:42.997	39.810	29.861		16:36:37.380
6		1:55.769 P	37.829	41.194	36.746	213.8	16:33:00.094	6		1:41.506	37.036	36.416	28.054	213.8	16:38:18.886
7		7:08.162	5:59.946	39.849	28.367		16:40:08.256	7		1:41.527	36.970	36.485	28.072	215.1	16:40:00.413
8		1:41.799	37.009	36.824	27.966	215.1	16:41:50.055	8		1:53.637	36.952	36.775	39.910	215.5	16:41:54.050
9		1:41.760	37.650	36.436	27.674	215.5	16:43:31.815	9		1:41.039	36.738	36.323	27.978	217.3	16:43:35.089
10		1:40.839	36.853	36.168	27.818	214.2	16:45:12.654	10		1:51.530 P	41.136	38.217	32.177	214.2	16:45:26.619
11		1:58.892 P	36.963	38.123	43.806	214.2	16:47:11.546	11		4:29.641	3:15.034	44.908	29.699		16:49:56.260
12		7:25.679	6:12.839	41.565	31.275		16:54:37.225	12		1:48.654	39.139	39.961	29.554	214.2	16:51:44.914
13		1:45.671	39.581	38.046	28.044	210.5	16:56:22.896	13		1:40.756	36.915	36.042	27.799	213.0	16:53:25.670
14		1:49.331	38.540	41.167	29.624	213.8	16:58:12.227	14		1:40.849	36.783	36.186	27.880	215.5	16:55:06.519
15		1:40.678	36.692	36.255	27.731	214.7	16:59:52.905	15		1:59.540	44.394	43.934	31.212	195.6	16:57:06.059
16		1:41.872	37.131	36.695	28.046	214.7	17:01:34.777	16		2:13.214	36.625	59.649	36.940	216.8	16:59:19.273
17		1:57.886 P	39.435	38.671	39.780	215.1	17:03:32.663	17		1:50.331	41.404	40.306	28.621	216.4	17:01:09.604
18								18		2:02.518 P	36.762	42.649	43.107	216.0	17:03:12.122





Hungaroring
Formula Regional European Char
Free Practice - 2
Lap Analysis



46

Isac Blomqvist

F3 Tatuus 318 A.R.

74

Enzo Fittipaldi

F3 Tatuus 318 A.R.

R

Kic Motorsport

R

Prema Powerteam

Lap D	Time	Sector 1	Sector 2	Sector 3	T. Spd	Elapsed	Lap D	Time	Sector 1	Sector 2	Sector 3	T. Spd	Elapsed
1	16:24:39.882 P	16:23:08.817	45.265	45.800		16:24:39.882	1	16:24:16.579 P	16:22:51.311	44.288	40.980		16:24:16.579
2	2:58.616 P	1:25.382	48.869	44.365		16:27:38.498	2	2:35.788	1:16.346	47.416	32.026		16:26:52.367
3	2:30.642	1:14.588	46.937	29.117		16:30:09.140	3	1:41.247	36.775	36.613	27.859	216.4	16:28:33.614
4	1:41.283	36.914	36.446	27.923	216.8	16:31:50.423	4	1:41.764	36.791	36.490	28.483	216.4	16:30:15.378
5	1:40.917	36.645	36.507	27.765	218.1	16:33:31.340	5	2:20.218	51.407	57.151	31.660	186.8	16:32:35.596
6	1:57.902	44.357	44.148	29.397	216.8	16:35:29.242	6	1:41.048	36.753	36.292	28.003	217.3	16:34:16.644
7	1:41.125	36.726	36.500	27.899	215.5	16:37:10.367	7	1:41.011	36.781	36.379	27.851	217.3	16:35:57.655
8	2:03.321	44.663	47.607	31.051	214.7	16:39:13.688	8	1:40.940	36.552	36.310	28.078	218.1	16:37:38.595
9	1:41.085	36.696	36.300	28.089	217.3	16:40:54.773	9	1:51.086	40.818	39.119	31.149	217.7	16:39:29.681
10	2:09.142 P	45.841	44.633	38.668	208.8	16:43:03.915	10	1:47.284 P	36.796	36.373	34.115	216.0	16:41:16.965
11	5:42.199	4:23.656	45.620	32.923		16:48:46.114	11	8:05.722	6:42.306	48.553	34.863		16:49:22.687
12	1:52.070	42.976	40.413	28.681	185.5	16:50:38.184	12	2:06.515	45.867	49.644	31.004	203.0	16:51:29.202
13	1:40.868	36.846	36.323	27.699	215.5	16:52:19.052	13	1:40.120	36.583	35.947	27.590	216.4	16:53:09.322
14	1:40.806	36.656	36.409	27.741	217.7	16:53:59.858	14	2:07.781	36.463	45.421	45.897	217.7	16:55:17.103
15	1:49.019	36.568	36.844	35.607	218.6	16:55:48.877	15	1:58.844	36.445	37.120	45.279	216.4	16:57:15.947
16	1:41.823	36.777	36.405	28.641	216.4	16:57:30.700	16	1:40.710	36.496	36.330	27.884	218.1	16:58:56.657
17	2:23.644	55.213	54.887	33.544	141.5	16:59:54.344	17	2:25.612	52.050	50.189	43.373	177.3	17:01:22.269
18	1:52.583	36.625	37.189	38.769	217.7	17:01:46.927	18	2:08.532 P	36.420	51.896	40.216	217.3	17:03:30.801
19	2:35.064 P	55.390	54.569	45.105	216.8	17:04:21.991							

64

Olli Caldwell

F3 Tatuus 318 A.R.

95

Tom Beckhäuser

F3 Tatuus 318 A.R.

R

Prema Powerteam

Technorace A.S.D

Lap D	Time	Sector 1	Sector 2	Sector 3	T. Spd	Elapsed	Lap D	Time	Sector 1	Sector 2	Sector 3	T. Spd	Elapsed
1	16:24:06.696 P	16:22:47.455	42.247	36.994		16:24:06.696	1	16:24:29.561	16:23:13.846	40.772	34.943		16:24:29.561
2	2:32.639	1:19.036	44.929	28.674		16:26:39.335	2	1:48.641	41.042	38.294	29.305	217.3	16:26:18.202
3	1:42.101	37.167	36.931	28.003	212.5	16:28:21.436	3	1:58.522	37.134	52.245	29.143	217.3	16:28:16.724
4	1:41.486	37.002	36.492	27.992	212.5	16:30:02.922	4	1:44.888	38.950	37.507	28.431	215.5	16:30:01.612
5	1:41.696	36.854	36.840	28.002	220.4	16:31:44.618	5	1:51.892 P	37.280	41.502	33.110	218.6	16:31:53.504
6	1:41.434	36.947	36.614	27.873	218.1	16:33:26.052	6	5:09.129 P	3:58.665	37.697	32.767		16:37:02.633
7	1:41.265	36.906	36.460	27.899	215.5	16:35:07.317	7	4:17.279	3:07.834	40.058	29.387		16:41:19.912
8	1:41.622	36.845	36.815	27.962	217.3	16:36:48.939	8	1:41.628	37.105	36.551	27.972	217.7	16:43:01.540
9	1:46.451	36.932	41.071	28.448	216.4	16:38:35.390	9	1:41.458	36.914	36.485	28.059	216.8	16:44:42.998
10	1:45.677 P	36.677	36.771	32.229	219.0	16:40:21.067	10	1:41.330	36.854	36.383	28.093	216.4	16:46:24.328
11	8:51.503	7:30.114	47.591	33.798		16:49:12.570	11	1:41.408	36.886	36.562	27.960	218.1	16:48:05.736
12	1:50.013	42.770	38.877	28.366	183.9	16:51:02.583	12	1:47.193 P	36.772	37.227	33.194	219.5	16:49:52.929
13	1:40.360	36.755	35.984	27.621	213.0	16:52:42.943	13	5:44.374	4:37.520	38.140	28.714		16:55:37.303
14	1:40.138	36.595	35.825	27.718	215.1	16:54:23.081	14	1:47.211 P	37.608	37.459	32.144	214.2	16:57:24.514
15	2:14.982	49.740	56.309	28.933	180.3	16:56:38.063	15	3:47.326	2:39.170	38.156	30.000		17:01:11.840
16	1:40.265	36.560	36.034	27.671	216.8	16:58:18.328	16	2:11.854 P	36.783	45.215	49.856	219.0	17:03:23.694
17	2:11.643	47.729	52.295	31.619	216.4	17:00:29.971							
18	2:02.193 P	36.432	36.023	49.738	217.7	17:02:32.164							





Hungaroring
Formula Regional European Char
Free Practice - 2
Lap Analysis



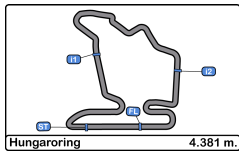
99

Sophia Flörsch

F3 Tatuus 318 A.R.

Van Amersfoort Racing

Lap	D	Time	Sector 1	Sector 2	Sector 3	T. Spd	Elapsed
1		16:24:47.513 P	16:23:00.220	41.320	1:05.973		16:24:47.513
2		2:25.182	1:19.689	37.546	27.947		16:27:12.695
3		1:41.153	36.904	36.364	27.885	215.5	16:28:53.848
4		1:41.724	36.836	36.560	28.328	216.0	16:30:35.572
5		1:41.236	36.992	36.413	27.831	218.1	16:32:16.808
6		1:41.173	36.897	36.410	27.866	216.8	16:33:57.981
7		1:41.413	36.812	36.604	27.997	215.5	16:35:39.394
8		1:41.155	36.879	36.470	27.806	215.5	16:37:20.549
9		1:41.625	36.781	36.768	28.076	216.4	16:39:02.174
10		1:46.257	36.924	38.227	31.106	216.0	16:40:48.431
11		1:41.119	36.836	36.394	27.889	215.5	16:42:29.550
12		1:41.238	36.878	36.455	27.905	215.5	16:44:10.788
13		1:41.188	36.862	36.440	27.886	215.1	16:45:51.976
14		1:41.442	36.934	36.508	28.000	215.5	16:47:33.418
15		1:51.728	39.784	40.850	31.094	215.5	16:49:25.146
16		1:41.663	36.925	36.745	27.993	216.8	16:51:06.809
17		1:45.291 P	36.978	36.628	31.685	213.8	16:52:52.100
18		4:01.639	2:56.186	37.377	28.076		16:56:53.739
19		1:45.927	36.837	36.927	32.163	214.2	16:58:39.666
20		1:40.738	36.618	36.298	27.822	214.2	17:00:20.404
21		2:14.114 P	36.705	40.540	56.869	215.1	17:02:34.518



Hungaroring
Formula Regional European Char
Free Practice - 2
Best Sectors Results



Sector - 1			Sector - 2			Sector - 3			Ideal Lap vs Best Lap						
Clas	Nº	Driver	Time	Nº	Driver	Time	Nº	Driver	Time	Clas	Nº	Driver	Ideal Lap	Best Lap	Clas
1	2	Frederik Vesti	36.384	64	Olli Caldwell	35.825	2	Frederik Vesti	27.537	1	2	Frederik Vesti	1:39.810	1:40.036	1
2	74	Enzo Fittipaldi	36.420	2	Frederik Vesti	35.889	74	Enzo Fittipaldi	27.590	2	64	Olli Caldwell	1:39.878	1:40.138	3
3	17	Igor Fraga	36.422	74	Enzo Fittipaldi	35.947	64	Olli Caldwell	27.621	3	74	Enzo Fittipaldi	1:39.957	1:40.120	2
4	64	Olli Caldwell	36.432	28	Marcos Siebert	35.968	17	Igor Fraga	27.644	4	17	Igor Fraga	1:40.090	1:40.258	4
5	28	Marcos Siebert	36.442	17	Igor Fraga	36.024	27	David Schumacher	27.674	5	28	Marcos Siebert	1:40.131	1:40.392	5
6	10	Konsta Lappalainen	36.532	41	Raul Guzman	36.042	46	Isac Blomqvist	27.699	6	41	Raul Guzman	1:40.466	1:40.756	8
7	46	Isac Blomqvist	36.568	27	David Schumacher	36.168	28	Marcos Siebert	27.721	7	27	David Schumacher	1:40.534	1:40.678	6
8	99	Sophia Flörsch	36.618	99	Sophia Flörsch	36.298	41	Raul Guzman	27.799	8	46	Isac Blomqvist	1:40.567	1:40.806	9
9	41	Raul Guzman	36.625	46	Isac Blomqvist	36.300	99	Sophia Flörsch	27.806	9	99	Sophia Flörsch	1:40.722	1:40.738	7
10	27	David Schumacher	36.692	10	Konsta Lappalainen	36.350	10	Konsta Lappalainen	27.853	10	10	Konsta Lappalainen	1:40.735	1:41.195	10
11	95	Tom Beckhäuser	36.772	95	Tom Beckhäuser	36.383	95	Tom Beckhäuser	27.960	11	95	Tom Beckhäuser	1:41.115	1:41.330	11
12	25	Alexandre Bardinon	37.214	25	Alexandre Bardinon	36.930	25	Alexandre Bardinon	28.025	12	25	Alexandre Bardinon	1:42.169	1:42.287	12
13	7	Scolari Sharon	37.346	7	Scolari Sharon	38.217	7	Scolari Sharon	28.744	13	7	Scolari Sharon	1:44.307	1:44.758	13





Hungaroring
Formula Regional European Char
Free Practice - 2
Best 5 Lap Times



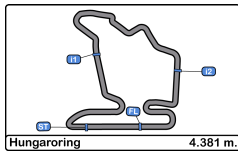
Cls	Nº	Driver	Nat	Competitor	Nat			Best 1		Best 2		Best 3		Best 4		Best 5	
								Time	Lap	Time	Lap	Time	Lap	Time	Lap	Time	Lap
1	2	Frederik Vesti	DNK	Prema Powerteam	ITA	R	1	1:40.036	14	1:40.199	15	1:40.222	18	1:40.261	13	1:40.709	9
2	74	Enzo Fittipaldi	BRA	Prema Powerteam	ITA	R	2	1:40.120	13	1:40.710	16	1:40.940	8	1:41.011	7	1:41.048	6
3	64	Olli Caldwell	GBR	Prema Powerteam	ITA	R	3	1:40.138	14	1:40.265	16	1:40.360	13	1:41.265	7	1:41.434	6
4	17	Igor Fraga	BRA	DR Formula	PRT			1:40.258	16	1:40.306	14	1:40.377	10	1:41.163	7	1:42.330	6
5	28	Marcos Siebert	ARG	US Racing	DEU			1:40.392	16	1:40.567	18	1:40.879	9	1:40.889	11	1:40.929	8
6	27	David Schumacher	DEU	US Racing	DEU	R	4	1:40.678	15	1:40.839	10	1:41.487	5	1:41.631	3	1:41.713	4
7	99	Sophia Flörsch	DEU	Van Amersfoort Racing	NDL			1:40.738	20	1:41.119	11	1:41.153	3	1:41.155	8	1:41.173	6
8	41	Raul Guzman	MEX	DR Formula	PRT	R	5	1:40.756	13	1:40.849	14	1:41.039	9	1:41.506	6	1:41.527	7
9	46	Isac Blomqvist	SW	Kic Motorsport	FIN	R	6	1:40.806	14	1:40.868	13	1:40.917	5	1:41.085	9	1:41.125	7
10	10	Konsta Lappalainen	FIN	Kic Motorsport	FIN	R	7	1:41.195	13	1:41.294	12	1:41.626	7	1:41.995	6	1:42.059	4
11	95	Tom Beckhäuser	CZE	Technorace A.S.D	ITA			1:41.330	10	1:41.408	11	1:41.458	9	1:41.628	8	1:44.888	4
12	25	Alexandre Bardinon	FRA	Van Amersfoort Racing	FRA			1:42.287	14	1:42.371	16	1:42.415	6	1:42.565	10	1:42.577	9
13	7	Scolari Sharon	CHE	Scorace Team	CHE			1:44.758	17	1:44.818	18	1:44.877	6	1:45.124	11	1:45.127	12



Hungaroring
Formula Regional European Char
Free Practice - 2
Best 5 Top Speeds



Cls	Nº	Driver	Nat	Competitor	Nat			Top 1		Top 2		Top 3		Top 4		Top 5		Avg
								Km/h	Lap	Km/h	Lap	Km/h	Lap	Km/h	Lap	Km/h	Lap	
1	64	Olli Caldwell	GBR	Prema Powerteam	ITA	R	1	220.4	5	219.0	10	218.1	6	217.7	18	217.3	8	218.5
2	2	Frederik Vesti	DNK	Prema Powerteam	ITA	R	2	219.9	17	218.1	10	217.7	15	217.7	19	217.3	18	218.1
3	95	Tom Beckhäuser	CZE	Technorace A.S.D	ITA			219.5	12	219.0	16	218.6	5	218.1	11	217.7	8	218.6
4	17	Igor Fraga	BRA	DR Formula	PRT			218.6	6	218.6	8	218.6	16	218.6	17	218.6	18	218.6
5	46	Isac Blomqvist	SW	Kic Motorsport	FIN	R	3	218.6	15	218.1	5	217.7	14	217.7	18	217.3	9	217.9
6	10	Konsta Lappalainen	FIN	Kic Motorsport	FIN	R	4	218.1	5	217.7	6	217.7	7	217.7	9	217.7	16	217.8
7	74	Enzo Fittipaldi	BRA	Prema Powerteam	ITA	R	5	218.1	8	218.1	16	217.7	9	217.7	14	217.3	6	217.8
8	99	Sophia Flörsch	DEU	Van Amersfoort Racing	NDL			218.1	5	216.8	6	216.8	16	216.4	9	216.0	4	216.8
9	25	Alexandre Bardinon	FRA	Van Amersfoort Racing	FRA			217.7	2	216.8	3	216.0	12	215.1	7	215.1	10	216.1
10	28	Marcos Siebert	ARG	US Racing	DEU			217.7	19	216.0	2	216.0	10	215.5	5	215.5	6	216.1
11	7	Scolari Sharon	CHE	Scorace Team	CHE			217.3	8	216.8	3	216.8	5	216.8	7	216.8	12	216.9
12	41	Raul Guzman	MEX	DR Formula	PRT	R	6	217.3	9	216.8	16	216.4	17	216.0	18	215.5	8	216.4
13	27	David Schumacher	DEU	US Racing	DEU	R	7	215.5	9	215.1	8	215.1	17	214.7	2	214.7	15	215.0



Hungaroring
Formula Regional European Char
Free Practice - 2
Fastest Laps Sequence



Lap	Time of Day	Session Time	Nº	Driver	Nat	Competitor	Nat		Time	Km/h
2	16:25:59.494	3:59.494	27	David Schumacher	DEU	US Racing	DEU	R	1:48.196	145.7
3	16:27:41.125	5:41.125	27	David Schumacher	DEU	US Racing	DEU	R	1:41.631	155.1
3	16:27:44.825	5:44.825	28	Marcos Siebert	ARG	US Racing	DEU		1:41.445	155.4
3	16:28:33.614	6:33.614	74	Enzo Fittipaldi	BRA	Prema Powerteam	ITA	R	1:41.247	155.7
3	16:28:53.848	6:53.848	99	Sophia Flörsch	DEU	Van Amersfoort Racing	NDL		1:41.153	155.9
5	16:31:07.067	9:07.067	28	Marcos Siebert	ARG	US Racing	DEU		1:41.083	156.0
6	16:33:21.309	11:21.309	2	Frederik Vesti	DNK	Prema Powerteam	ITA	R	1:40.970	156.2
5	16:33:31.340	11:31.340	46	Isac Blomqvist	SWE	Kic Motorsport	FIN	R	1:40.917	156.2
9	16:38:24.466	16:24.466	2	Frederik Vesti	DNK	Prema Powerteam	ITA	R	1:40.709	156.6
10	16:45:40.864	23:40.864	17	Igor Fraga	BRA	DR Formula	PRT		1:40.377	157.1
13	16:51:52.595	29:52.595	2	Frederik Vesti	DNK	Prema Powerteam	ITA	R	1:40.261	157.3
13	16:53:09.322	31:09.322	74	Enzo Fittipaldi	BRA	Prema Powerteam	ITA	R	1:40.120	157.5
14	16:53:32.631	31:32.631	2	Frederik Vesti	DNK	Prema Powerteam	ITA	R	1:40.036	157.6

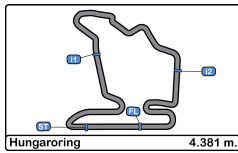


Hungaroring
Formula Regional European Char
Free Practice - 2



Event Best Maximum Speed

Nº	Driver	Nat	Competitor	Nat		Km/h	Session
64	Olli Caldwell	GBR	Prema Powerteam	ITA	R	221.3	Free Practice - 1
95	Tom Beckhäuser	CZE	Technorace A.S.D	ITA		221.3	Free Practice - 1
7	Scolari Sharon	CHE	Scorace Team	CHE		220.8	Free Practice - 1
46	Isac Blomqvist	SWE	Kic Motorsport	FIN	R	220.8	Free Practice - 1
2	Frederik Vesti	DNK	Prema Powerteam	ITA	R	220.8	Free Practice - 1
99	Sophia Flörsch	DEU	Van Amersfoort Racing	NDL		220.4	Free Practice - 1
74	Enzo Fittipaldi	BRA	Prema Powerteam	ITA	R	220.4	Free Practice - 1
41	Raul Guzman	MEX	DR Formula	PRT	R	219.9	Free Practice - 1
10	Konsta Lappalainen	FIN	Kic Motorsport	FIN	R	219.9	Free Practice - 1
25	Alexandre Bardinon	FRA	Van Amersfoort Racing	FRA		219.5	Free Practice - 1
28	Marcos Siebert	ARG	US Racing	DEU		219.5	Free Practice - 1
17	Igor Fraga	BRA	DR Formula	PRT		218.6	Free Practice - 1
27	David Schumacher	DEU	US Racing	DEU	R	218.1	Free Practice - 1



Hungaroring
Formula Regional European Char
Free Practice - 2
Pit Stop Analysis



2 Frederik Vesti R Prema Powerteam
 F3 Tatuus 318 A.R.

Nr.	In Day Time	In Time	Out Time	Pit Time	T. Pit Time	Handicap	Penalty
1	16:24:01.517	16:24:01.517	16:24:26.494	24.977	24.977		
2	16:40:09.947	16:40:09.947	16:46:17.463	6:07.516	6:32.493		

7 Scolari Sharon Scorage Team
 F3 Tatuus 318 A.R.

Nr.	In Day Time	In Time	Out Time	Pit Time	T. Pit Time	Handicap	Penalty
1	16:39:12.271	16:39:12.271	16:40:52.167	1:39.896	1:39.896		
2	16:51:43.648	16:51:43.648	16:55:00.641	3:16.993	4:56.889		

10 Konsta Lappalainen R Kic Motorsport
 F3 Tatuus 318 A.R.

Nr.	In Day Time	In Time	Out Time	Pit Time	T. Pit Time	Handicap	Penalty
1	16:24:56.670	16:24:56.670	16:25:38.273	41.603	41.603		
2	16:27:55.528	16:27:55.528	16:28:21.363	25.835	1:07.438		
3	16:42:17.581	16:42:17.581	16:47:09.540	4:51.959	5:59.397		
4	16:56:32.350	16:56:32.350	16:58:45.668	2:13.318	8:12.715		

17 Igor Fraga DR Formula
 F3 Tatuus 318 A.R.

Nr.	In Day Time	In Time	Out Time	Pit Time	T. Pit Time	Handicap	Penalty
1	16:37:32.018	16:37:32.018	16:42:05.485	4:33.467	4:33.467		
2	16:47:41.058	16:47:41.058	16:50:07.614	2:26.556	7:00.023		

25 Alexandre Bardinon Van Amersfoort Racing
 F3 Tatuus 318 A.R.

Nr.	In Day Time	In Time	Out Time	Pit Time	T. Pit Time	Handicap	Penalty
1	16:31:40.671	16:31:40.671	16:32:13.298	32.627	32.627		
2	16:54:50.690	16:54:50.690	16:58:12.445	3:21.755	3:54.382		

27 David Schumacher R US Racing
 F3 Tatuus 318 A.R.

Nr.	In Day Time	In Time	Out Time	Pit Time	T. Pit Time	Handicap	Penalty
1	16:32:57.977	16:32:57.977	16:38:16.103	5:18.126	5:18.126		
2	16:47:09.045	16:47:09.045	16:52:41.666	5:32.621	10:50.747		

28 Marcos Siebert US Racing
 F3 Tatuus 318 A.R.

Nr.	In Day Time	In Time	Out Time	Pit Time	T. Pit Time	Handicap	Penalty
1	16:32:55.833	16:32:55.833	16:37:09.568	4:13.735	4:13.735		
2	16:47:22.358	16:47:22.358	16:50:31.817	3:09.459	7:23.194		

41 Raul Guzman R DR Formula
 F3 Tatuus 318 A.R.

Nr.	In Day Time	In Time	Out Time	Pit Time	T. Pit Time	Handicap	Penalty
1	16:29:42.156	16:29:42.156	16:34:51.566	5:09.410	5:09.410		
2	16:45:23.987	16:45:23.987	16:48:02.097	2:38.110	7:47.520		

46 Isac Blomqvist R Kic Motorsport
 F3 Tatuus 318 A.R.

Nr.	In Day Time	In Time	Out Time	Pit Time	T. Pit Time	Handicap	Penalty
1	16:24:37.067	16:24:37.067	16:25:10.011	32.944	32.944		

2 16:27:35.710 16:27:35.710 16:28:02.182 26.472 59.416
3 16:43:01.335 16:43:01.335 16:46:39.200 3:37.865 4:37.281

64 Olli Caldwell R Prema Powerteam
 F3 Tatuus 318 A.R.

Nr.	In Day Time	In Time	Out Time	Pit Time	T. Pit Time	Handicap	Penalty
1	16:24:03.977	16:24:03.977	16:24:35.051	31.074	31.074		
2	16:40:18.297	16:40:18.297	16:47:07.765	6:49.468	7:20.542		

74 Enzo Fittipaldi R Prema Powerteam
 F3 Tatuus 318 A.R.

Nr.	In Day Time	In Time	Out Time	Pit Time	T. Pit Time	Handicap	Penalty
1	16:24:13.595	16:24:13.595	16:24:48.442	34.847	34.847		
2	16:41:14.353	16:41:14.353	16:47:14.345	5:59.992	6:34.839		

95 Tom Beckhäuser Technorace A.S.D
 F3 Tatuus 318 A.R.

Nr.	In Day Time	In Time	Out Time	Pit Time	T. Pit Time	Handicap	Penalty
1	16:31:50.805	16:31:50.805	16:35:16.041	3:25.236	3:25.236		
2	16:36:59.910	16:36:59.910	16:39:27.927	2:28.017	5:53.253		
3	16:49:50.306	16:49:50.306	16:53:54.312	4:04.006	9:57.259		
4	16:57:22.028	16:57:22.028	16:59:27.134	2:05.106	12:02.365		

99 Sophia Flörsch Van Amersfoort Racing
 F3 Tatuus 318 A.R.

Nr.	In Day Time	In Time	Out Time	Pit Time	T. Pit Time	Handicap	Penalty
1	16:24:44.860	16:24:44.860	16:25:31.664	46.804	46.804		
2	16:52:49.549	16:52:49.549	16:55:11.514	2:21.965	3:08.769		

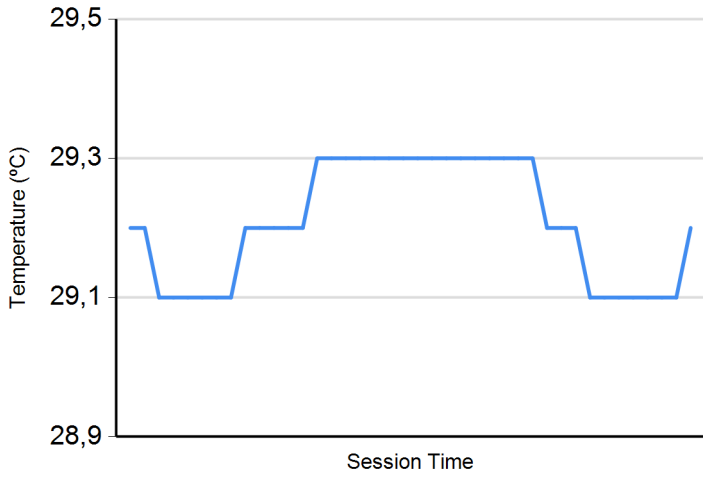




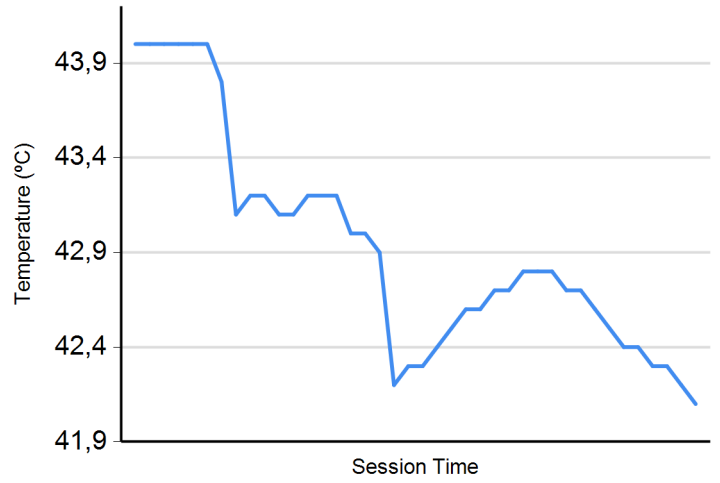
Hungaroring
Formula Regional European Char
Free Practice - 2
Weather Report



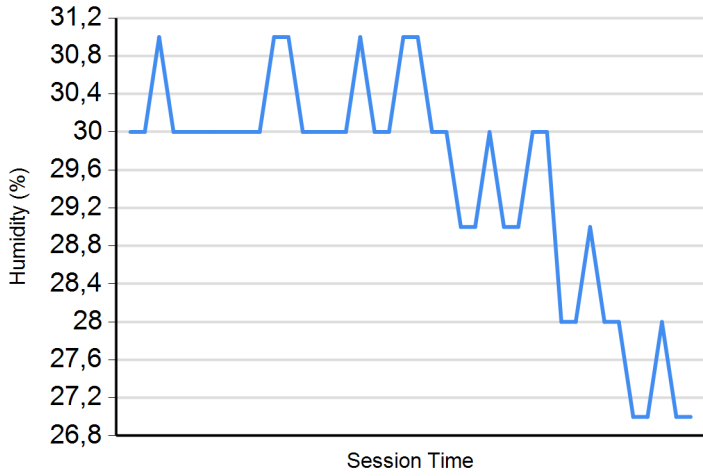
Air Temperature



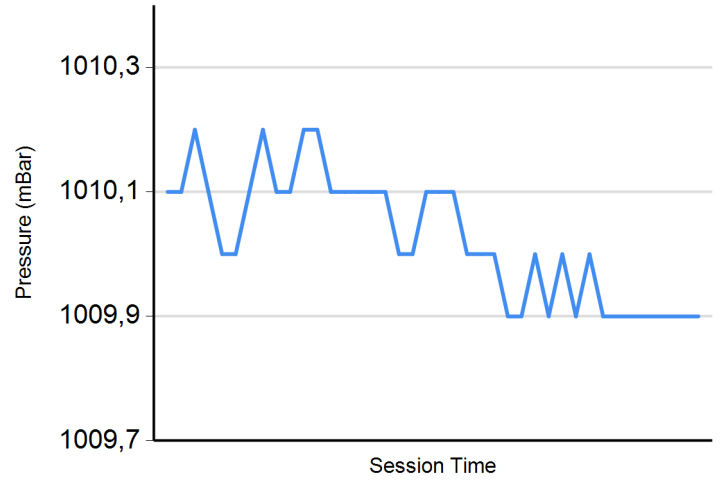
Track Temperature



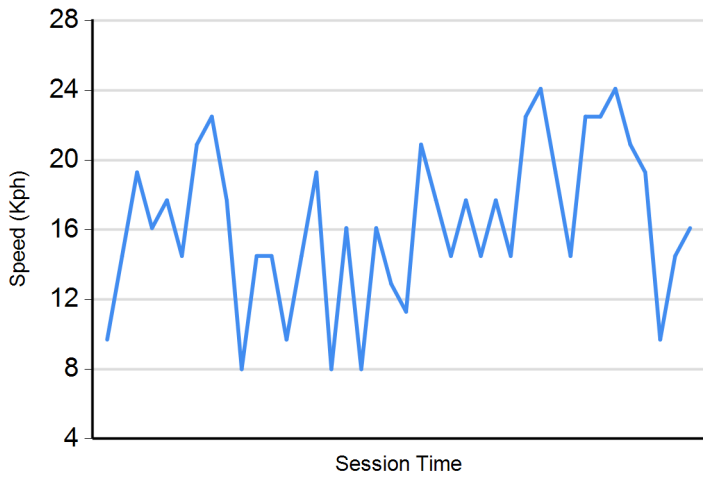
Humidity



Pressure

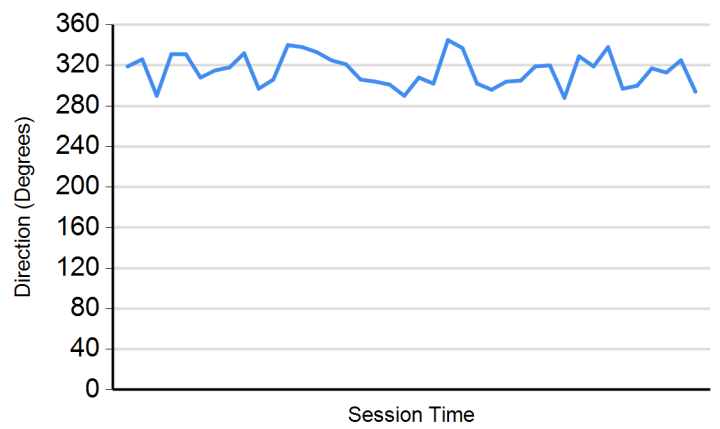


Wind Speed



Wind direction

North = 0°/360° Est = 90° South = 180° West = 270°





Hungaroring
Formula Regional European Char
Free Practice 1 - 2



Results

Cls	Nº	Driver	Nat	Competitor	Nat	Cls	Laps	Free Practice - 1	Free Practice - 2	Best	Gap	Interval	Km/h			
1	2	Frederik Vesti	DNK	Prema Powerteam	ITA	R	1	37	1:40.143	15	1:40.036	14	1:40.036			157.6
2	27	David Schumacher	DEU	US Racing	DEU	R	2	34	1:40.119	16	1:40.678	15	1:40.119	0.083	0.083	157.5
3	74	Enzo Fittipaldi	BRA	Prema Powerteam	ITA	R	3	37	1:40.663	8	1:40.120	13	1:40.120	0.084	0.001	157.5
4	64	Olli Caldwell	GBR	Prema Powerteam	ITA	R	4	37	1:40.585	17	1:40.138	14	1:40.138	0.102	0.018	157.4
5	99	Sophia Flörsch	DEU	Van Amersfoort Racing	NDL			38	1:40.228	13	1:40.738	20	1:40.228	0.192	0.090	157.3
6	17	Igor Fraga	BRA	DR Formula	PRT			37	1:40.489	15	1:40.258	16	1:40.258	0.222	0.030	157.3
7	28	Marcos Siebert	ARG	US Racing	DEU			38	1:40.367	15	1:40.392	16	1:40.367	0.331	0.109	157.1
8	41	Raul Guzman	MEX	DR Formula	PRT	R	5	37	1:40.890	14	1:40.756	13	1:40.756	0.720	0.389	156.5
9	46	Isac Blomqvist	SW	Kic Motorsport	FIN	R	6	36	1:41.159	16	1:40.806	14	1:40.806	0.770	0.050	156.4
10	10	Konsta Lappalainen	FIN	Kic Motorsport	FIN	R	7	35	1:40.936	16	1:41.195	13	1:40.936	0.900	0.130	156.2
11	95	Tom Beckhäuser	CZE	Technorace A.S.D	ITA			33	1:41.668	12	1:41.330	10	1:41.330	1.294	0.394	155.6
12	25	Alexandre Bardinon	FRA	Van Amersfoort Racing	FRA			37	1:42.455	14	1:42.287	14	1:42.287	2.251	0.957	154.1
13	7	Scolari Sharon	CHE	Scorace Team	CHE			37	1:45.977	12	1:44.758	17	1:44.758	4.722	2.471	150.5

Published at:.....

Stewards:	Race Director:	Timekeeper: 
------------------	-----------------------	---

