



Hungaroring
Formula Regional European Char
Qualifying - 1
Provisional Results



Cls	Nº	Driver	Nat	Competitor	Nat		Laps	Best	Time	Gap	Interval	Km/h	
1	2	Frederik Vesti	DNK	Prema Powerteam	ITA	R	1	9	6	1:39.354		158.7	
2	74	Enzo Fittipaldi	BRA	Prema Powerteam	ITA	R	2	9	8	1:39.679	0.325	0.325	158.2
3	64	Olli Caldwell	GBR	Prema Powerteam	ITA	R	3	9	8	1:39.758	0.404	0.079	158.0
4	27	David Schumacher	DEU	US Racing	DEU	R	4	8	4	1:39.845	0.491	0.087	157.9
5	99	Sophia Flörsch	DEU	Van Amersfoort Racing	NLD			9	8	1:40.093	0.739	0.248	157.5
6	28	Marcos Siebert	ARG	US Racing	DEU			8	7	1:40.270	0.916	0.177	157.2
7	17	Igor Fraga	BRA	DR Formula	PRT			5	4	1:40.342	0.988	0.072	157.1
8	46	Isac Blomqvist	SWE	Kic Motorsport	FIN	R	5	9	6	1:40.508	1.154	0.166	156.9
9	10	Konsta Lappalainen	FIN	Kic Motorsport	FIN	R	6	9	8	1:40.513	1.159	0.005	156.9
10	95	Tom Beckhäuser	CZE	Technorace A.S.D	ITA	R	7	9	6	1:40.711	1.357	0.198	156.6
11	41	Raul Guzman	MEX	DR Formula	PRT	R	8	8	5	1:40.727	1.373	0.016	156.5
12	25	Alexandre Bardinon	FRA	Van Amersfoort Racing	FRA			8	5	1:41.519	2.165	0.792	155.3
13	7	Scolari Sharon	CHE	Scorace Team	CHE			7	5	1:45.472	6.118	3.953	149.5

Published at:.....

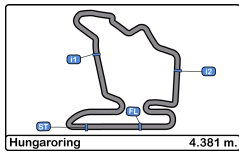
Track Temp: **38.5 °C** Air Temp: **25.8 °C** Humidity: **39 %** Track Status: **DRY**

Stewards:

Race Director:

Timekeeper:





Hungaroring
Formula Regional European Char
Qualifying - 1
Provisional Results by Class



Cls	Nº	Driver	Nat	Competitor	Nat	Laps	Best	Time	Gap	Interval	Km/h	
1	99	Sophia Flörsch	DEU	Van Amersfoort Racing	NDL	9	8	1:40.093			157.5	
2	28	Marcos Siebert	ARG	US Racing	DEU	8	7	1:40.270	0.177	0.177	157.2	
3	17	Igor Fraga	BRA	DR Formula	PRT	5	4	1:40.342	0.249	0.072	157.1	
4	25	Alexandre Bardinon	FRA	Van Amersfoort Racing	FRA	8	5	1:41.519	1.426	1.177	155.3	
5	7	Scolari Sharon	CHE	Scorace Team	CHE	7	5	1:45.472	5.379	3.953	149.5	
Rookie												
1	2	Frederik Vesti	DNK	Prema Powerteam	ITA	R	9	6	1:39.354		158.7	
2	74	Enzo Fittipaldi	BRA	Prema Powerteam	ITA	R	9	8	1:39.679	0.325	0.325	158.2
3	64	Olli Caldwell	GBR	Prema Powerteam	ITA	R	9	8	1:39.758	0.404	0.079	158.0
4	27	David Schumacher	DEU	US Racing	DEU	R	8	4	1:39.845	0.491	0.087	157.9
5	46	Isac Blomqvist	SWE	Kic Motorsport	FIN	R	9	6	1:40.508	1.154	0.663	156.9
6	10	Konsta Lappalainen	FIN	Kic Motorsport	FIN	R	9	8	1:40.513	1.159	0.005	156.9
7	95	Tom Beckhäuser	CZE	Technorace A.S.D	ITA	R	9	6	1:40.711	1.357	0.198	156.6
8	41	Raul Guzman	MEX	DR Formula	PRT	R	8	5	1:40.727	1.373	0.016	156.5

Published at:.....

Track Temp: **38.5 °C** Air Temp: **25.8 °C** Humidity: **39 %** Track **DRY**

Stewards:

Race Director:

Timekeeper:





Hungaroring
Formula Regional European Char
Qualifying - 1



Provisional 2 Fastest Lap Results

Cls	Nº	Driver	Nat	Competitor	Nat		Laps	Best	Time	Gap	Interval	Km/h
1	27	David Schumacher	DEU	US Racing	DEU	R	1	8	1:39.879			157.9
2	2	Frederik Vesti	DNK	Prema Powerteam	ITA	R	2	9	1:39.923	0.044	0.044	158.7
3	64	Olli Caldwell	GBR	Prema Powerteam	ITA	R	3	9	1:39.924	0.045	0.001	158.0
4	74	Enzo Fittipaldi	BRA	Prema Powerteam	ITA	R	4	9	1:40.121	0.242	0.197	158.2
5	28	Marcos Siebert	ARG	US Racing	DEU		8	5	1:40.339	0.460	0.218	157.2
6	17	Igor Fraga	BRA	DR Formula	PRT		5	3	1:40.414	0.535	0.075	157.1
7	46	Isac Blomqvist	SWE	Kic Motorsport	FIN	R	5	9	1:40.521	0.642	0.107	156.9
8	99	Sophia Flörsch	DEU	Van Amersfoort Racing	NDL		9	5	1:40.664	0.785	0.143	157.5
9	41	Raul Guzman	MEX	DR Formula	PRT	R	6	8	1:40.855	0.976	0.191	156.5
10	10	Konsta Lappalainen	FIN	Kic Motorsport	FIN	R	7	9	1:40.945	1.066	0.090	156.9
11	95	Tom Beckhäuser	CZE	Technorace A.S.D	ITA	R	8	9	1:41.032	1.153	0.087	156.6
12	25	Alexandre Bardion	FRA	Van Amersfoort Racing	FRA		8	7	1:41.620	1.741	0.588	155.3
13	7	Scolari Sharon	CHE	Scorace Team	CHE		7	6	1:45.777	5.898	4.157	149.5

Published at:.....

Track Temp: **38.5 °C** Air Temp: **25.8 °C** Humidity: **39 %** Track Status: **DRY**

Stewards:

Race Director:

Timekeeper:





Hungaroring
Formula Regional European Char
Qualifying - 1
Lap Analysis



2 Frederik Vesti F3 Tatuus 318 A.R. **27** David Schumacher F3 Tatuus 318 A.R.
 R Prema Powerteam R US Racing

Lap D	Time	Sector 1	Sector 2	Sector 3	T. Spd	Elapsed	Lap D	Time	Sector 1	Sector 2	Sector 3	T. Spd	Elapsed
1	9:55:04.763	9:53:46.565	44.226	33.972		9:55:04.763	1	9:57:57.188	9:56:32.969	47.306	36.913		9:57:57.188
2	1:47.078	39.218	39.615	28.245	219.0	9:56:51.841	2	1:51.062	41.501	39.165	30.396	208.0	9:59:48.250
3	1:39.923	36.385	35.800	27.738	222.6	9:58:31.764	3	1:44.005	37.817	37.911	28.277	218.1	10:01:32.255
4	1:39.961	36.341	35.887	27.733	222.2	10:00:11.725	4	1:39.845	36.428	36.021	27.396	221.7	10:03:12.100
5	2:02.589	48.271	46.404	27.914	210.1	10:02:14.314	5	1:42.491	36.404	36.148	29.939	222.2	10:04:54.591
6	1:39.354	36.160	35.718	27.476	221.7	10:03:53.668	6	2:02.236	40.649	48.146	33.441	220.8	10:06:56.827
7	1:53.458	40.901	44.323	28.234	222.2	10:05:47.126	7	1:39.879	36.350	36.030	27.499	221.7	10:08:36.706
8	1:46.457	36.394	38.170	31.893	221.7	10:07:33.583	8	2:15.807 P	48.334	48.531	38.942	216.8	10:10:52.513
9	1:59.619 P	36.238	41.300	42.081	221.7	10:09:33.202							

7 Scolari Sharon F3 Tatuus 318 A.R. **28** Marcos Siebert F3 Tatuus 318 A.R.
 Scorse Team US Racing

Lap D	Time	Sector 1	Sector 2	Sector 3	T. Spd	Elapsed	Lap D	Time	Sector 1	Sector 2	Sector 3	T. Spd	Elapsed
1	9:55:41.235 P	9:54:10.480	48.222	42.533		9:55:41.235	1	9:57:57.586	9:56:40.702	41.181	35.703		9:57:57.586
2	2:42.569	1:31.198	41.025	30.346		9:58:23.804	2	1:55.989	42.620	40.149	33.220	189.1	9:59:53.575
3	1:46.678	37.943	39.276	29.459	223.1	10:00:10.482	3	1:43.210	37.709	36.849	28.652	218.1	10:01:36.785
4	1:45.984	37.691	39.013	29.280	223.1	10:01:56.466	4	1:40.343	36.586	35.945	27.812	223.1	10:03:17.128
5	1:45.472	37.293	38.965	29.214	221.3	10:03:41.938	5	1:40.339	36.449	35.980	27.910	222.6	10:04:57.467
6	1:45.777	37.760	38.803	29.214	220.8	10:05:27.715	6	2:04.426	47.240	48.972	28.214	224.5	10:07:01.893
7	1:57.490 P	38.143	40.666	38.681	222.2	10:07:25.205	7	1:40.270	36.603	36.006	27.661	222.6	10:08:42.163
8							8	2:26.213 P	49.405	51.504	45.304	221.7	10:11:08.376

10 Konsta Lappalainen F3 Tatuus 318 A.R. **41** Raul Guzman F3 Tatuus 318 A.R.
 R Kic Motorsport R DR Formula

Lap D	Time	Sector 1	Sector 2	Sector 3	T. Spd	Elapsed	Lap D	Time	Sector 1	Sector 2	Sector 3	T. Spd	Elapsed
1	9:55:29.644	9:54:07.139	47.606	34.899		9:55:29.644	1	9:57:21.234	9:56:05.725	44.174	31.335		9:57:21.234
2	1:54.786	42.767	42.717	29.302	219.0	9:57:24.430	2	1:50.409	41.791	39.932	28.686	197.4	9:59:11.643
3	1:41.311	36.803	36.689	27.819	222.2	9:59:05.741	3	1:42.787	36.614	37.606	28.567	221.3	10:00:54.430
4	1:40.945	36.765	36.438	27.742	221.7	10:00:46.686	4	1:40.855	36.654	36.387	27.814	221.7	10:02:35.285
5	1:41.159	36.674	36.586	27.899	221.3	10:02:27.845	5	1:40.727	36.479	36.448	27.800	222.6	10:04:16.012
6	2:22.246	56.423	49.775	36.048	203.7	10:04:50.091	6	1:55.528	36.620	47.503	31.405	221.3	10:06:11.540
7	1:54.979	41.037	44.456	29.486	222.6	10:06:45.070	7	1:42.639	36.485	37.373	28.781	223.1	10:07:54.179
8	1:40.513	36.538	36.236	27.739	222.6	10:08:25.583	8	1:51.660 P	36.617	37.961	37.082	222.6	10:09:45.839
9	2:12.765 P	45.051	45.818	41.896	220.4	10:10:38.348							

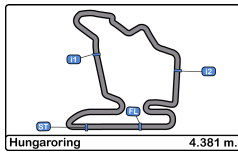
17 Igor Fraga F3 Tatuus 318 A.R. **46** Isac Blomqvist F3 Tatuus 318 A.R.
 DR Formula R Kic Motorsport

Lap D	Time	Sector 1	Sector 2	Sector 3	T. Spd	Elapsed	Lap D	Time	Sector 1	Sector 2	Sector 3	T. Spd	Elapsed
1	9:57:45.240	9:56:26.464	46.673	32.103		9:57:45.240	1	9:55:39.441	9:54:22.202	45.293	31.946		9:55:39.441
2	1:51.998	40.094	43.283	28.621	221.3	9:59:37.238	2	1:59.993	42.779	44.251	32.963	185.8	9:57:39.434
3	1:40.414	36.473	36.303	27.638	222.6	10:01:17.652	3	1:40.963	36.633	36.582	27.748	224.0	9:59:20.397
4	1:40.342	36.494	36.245	27.603	221.7	10:02:57.994	4	1:40.711	36.555	36.342	27.814	222.2	10:01:01.108
5	1:50.708	36.458	37.573	36.677	222.6	10:04:48.702	5	2:02.592	48.418	45.826	28.348	223.6	10:03:03.700
6		55.304	1:43.666		220.8		6	1:40.508	36.442	36.184	27.882	222.6	10:04:44.208
							7	2:02.890	47.912	45.723	29.255	222.2	10:06:47.098
							8	1:40.521	36.384	36.291	27.846	223.1	10:08:27.619
							9	2:18.718 P	48.915	46.158	43.645	210.9	10:10:46.337

25 Alexandre Bardinon F3 Tatuus 318 A.R. **47** Van Amersfoort Racing

Lap D	Time	Sector 1	Sector 2	Sector 3	T. Spd	Elapsed
1	9:55:42.998	9:54:21.382	48.324	33.292		9:55:42.998
2	1:58.620	42.356	46.772	29.492	181.2	9:57:41.618
3	1:42.195	37.147	36.887	28.161	224.0	9:59:23.813
4	2:01.083	45.402	46.425	29.256	188.4	10:01:24.896
5	1:41.519	37.092	36.549	27.878	220.4	10:03:06.415
6	1:59.893	44.711	45.506	29.676	221.3	10:05:06.308
7	1:41.620	37.096	36.632	27.892	220.4	10:06:47.928
8	2:18.509 P	42.499	50.822	45.188	223.6	10:09:06.437





Hungaroring
Formula Regional European Char
Qualifying - 1
Lap Analysis



64

Olli Caldwell

F3 Tatuus 318 A.R.

R

Prema Powerteam

Lap D	Time	Sector 1	Sector 2	Sector 3	T. Spd	Elapsed
1	9:55:08.391	9:53:50.098	45.086	33.207		9:55:08.391
2	1:50.255	40.208	41.483	28.564	219.9	9:56:58.646
3	1:40.577	36.517	36.429	27.631	222.2	9:58:39.223
4	1:40.207	36.565	36.057	27.585	222.2	10:00:19.430
5	2:03.849	45.909	47.020	30.920	222.6	10:02:23.279
6	1:39.924	36.300	35.904	27.720	223.1	10:04:03.203
7	2:04.057	44.512	48.849	30.696	219.0	10:06:07.260
8	1:39.758	36.263	35.939	27.556	221.7	10:07:47.018
9	1:57.309 P	36.416	36.004	44.889	221.7	10:09:44.327

74

Enzo Fittipaldi

F3 Tatuus 318 A.R.

R

Prema Powerteam

Lap D	Time	Sector 1	Sector 2	Sector 3	T. Spd	Elapsed
1	9:55:15.945	9:53:53.609	47.789	34.547		9:55:15.945
2	1:59.330	43.051	46.462	29.817	146.1	9:57:15.275
3	1:40.546	36.401	36.507	27.638	223.1	9:58:55.821
4	1:40.121	36.297	36.203	27.621	223.1	10:00:35.942
5	2:13.064	43.719	54.727	34.618	223.1	10:02:49.006
6	1:50.517	36.241	43.772	30.504	223.1	10:04:39.523
7	1:50.192	36.472	40.958	32.762	221.3	10:06:29.715
8	1:39.679	36.221	35.800	27.658	221.7	10:08:09.394
9	2:06.188 P	39.195	43.112	43.881	222.6	10:10:15.582

95

Tom Beckhäuser

F3 Tatuus 318 A.R.

R

Technorace A.S.D

Lap D	Time	Sector 1	Sector 2	Sector 3	T. Spd	Elapsed
1	9:55:32.614	9:54:20.691	39.984	31.939		9:55:32.614
2	1:45.281	37.067	37.015	31.199	222.2	9:57:17.895
3	1:41.924	36.779	36.951	28.194	221.7	9:58:59.819
4	1:41.226	36.799	36.469	27.958	220.8	10:00:41.045
5	1:51.742	36.762	44.820	30.160	221.3	10:02:32.787
6	1:40.711	36.451	36.393	27.867	223.6	10:04:13.498
7	1:48.678	36.598	36.396	35.684	222.6	10:06:02.176
8	1:41.032	36.674	36.400	27.958	222.6	10:07:43.208
9	2:00.610 P	36.742	40.769	43.099	220.8	10:09:43.818

99

Sophia Flörsch

F3 Tatuus 318 A.R.

Van Amersfoort Racing

Lap D	Time	Sector 1	Sector 2	Sector 3	T. Spd	Elapsed
1	9:55:22.540	9:53:59.262	51.038	32.240		9:55:22.540
2	1:45.760	37.295	38.883	29.582	223.1	9:57:08.300
3	1:40.715	36.605	36.441	27.669	221.7	9:58:49.015
4	2:11.027	49.158	52.804	29.065	220.8	10:01:00.042
5	1:40.664	36.598	36.553	27.513	223.1	10:02:40.706
6	2:16.122	43.050	49.444	43.628	221.7	10:04:56.828
7	1:47.143	36.347	41.152	29.644	223.6	10:06:43.971
8	1:40.093	36.334	36.133	27.626	221.7	10:08:24.064
9	2:05.112 P	41.450	44.824	38.838	220.8	10:10:29.176



Hungaroring
Formula Regional European Char
Qualifying - 1
Best Sectors Results



Sector - 1				Sector - 2				Sector - 3				Ideal Lap vs Best Lap			
Clas	Nº	Driver	Time	Nº	Driver	Time	Nº	Driver	Time	Clas	Nº	Driver	Ideal Lap	Best Lap	Clas
1	2	Frederik Vesti	36.160	2	Frederik Vesti	35.718	27	David Schumacher	27.396	1	2	Frederik Vesti	1:39.354	1:39.354	1
2	74	Enzo Fittipaldi	36.221	74	Enzo Fittipaldi	35.800	2	Frederik Vesti	27.476	2	74	Enzo Fittipaldi	1:39.642	1:39.679	2
3	64	Olli Caldwell	36.263	64	Olli Caldwell	35.904	99	Sophia Flörsch	27.513	3	64	Olli Caldwell	1:39.723	1:39.758	3
4	99	Sophia Flörsch	36.334	28	Marcos Siebert	35.945	64	Olli Caldwell	27.556	4	27	David Schumacher	1:39.767	1:39.845	4
5	27	David Schumacher	36.350	27	David Schumacher	36.021	17	Igor Fraga	27.603	5	99	Sophia Flörsch	1:39.980	1:40.093	5
6	46	Isac Blomqvist	36.384	99	Sophia Flörsch	36.133	74	Enzo Fittipaldi	27.621	6	28	Marcos Siebert	1:40.055	1:40.270	6
7	28	Marcos Siebert	36.449	46	Isac Blomqvist	36.184	28	Marcos Siebert	27.661	7	17	Igor Fraga	1:40.306	1:40.342	7
8	95	Tom Beckhäuser	36.451	10	Konsta Lappalainen	36.236	10	Konsta Lappalainen	27.739	8	46	Isac Blomqvist	1:40.316	1:40.508	8
9	17	Igor Fraga	36.458	17	Igor Fraga	36.245	46	Isac Blomqvist	27.748	9	10	Konsta Lappalainen	1:40.513	1:40.513	9
10	41	Raul Guzman	36.479	41	Raul Guzman	36.387	41	Raul Guzman	27.800	10	41	Raul Guzman	1:40.666	1:40.727	11
11	10	Konsta Lappalainen	36.538	95	Tom Beckhäuser	36.393	95	Tom Beckhäuser	27.867	11	95	Tom Beckhäuser	1:40.711	1:40.711	10
12	25	Alexandre Bardinon	37.092	25	Alexandre Bardinon	36.549	25	Alexandre Bardinon	27.878	12	25	Alexandre Bardinon	1:41.519	1:41.519	12
13	7	Scolari Sharon	37.293	7	Scolari Sharon	38.803	7	Scolari Sharon	29.214	13	7	Scolari Sharon	1:45.310	1:45.472	13



Hungaroring
Formula Regional European Char
Qualifying - 1
Best 5 Lap Times



Cls	Nº	Driver	Nat	Competitor	Nat			Best 1		Best 2		Best 3		Best 4		Best 5	
								Time	Lap	Time	Lap	Time	Lap	Time	Lap	Time	Lap
1	2	Frederik Vesti	DNK	Prema Powerteam	ITA	R	1	1:39.354	6	1:39.923	3	1:39.961	4	1:46.457	8	1:47.078	2
2	74	Enzo Fittipaldi	BRA	Prema Powerteam	ITA	R	2	1:39.679	8	1:40.121	4	1:40.546	3	1:50.192	7	1:50.517	6
3	64	Olli Caldwell	GBR	Prema Powerteam	ITA	R	3	1:39.758	8	1:39.924	6	1:40.207	4	1:40.577	3	1:50.255	2
4	27	David Schumacher	DEU	US Racing	DEU	R	4	1:39.845	4	1:39.879	7	1:42.491	5	1:44.005	3	1:51.062	2
5	99	Sophia Flörsch	DEU	Van Amersfoort Racing	NLD			1:40.093	8	1:40.664	5	1:40.715	3	1:45.760	2	1:47.143	7
6	28	Marcos Siebert	ARG	US Racing	DEU			1:40.270	7	1:40.339	5	1:40.343	4	1:43.210	3	1:55.989	2
7	17	Igor Fraga	BRA	DR Formula	PRT			1:40.342	4	1:40.414	3	1:50.708	5	1:51.998	2		
8	46	Isac Blomqvist	SW	Kic Motorsport	FIN	R	5	1:40.508	6	1:40.521	8	1:40.711	4	1:40.963	3	1:59.993	2
9	10	Konsta Lappalainen	FIN	Kic Motorsport	FIN	R	6	1:40.513	8	1:40.945	4	1:41.159	5	1:41.311	3	1:54.786	2
10	95	Tom Beckhäuser	CZE	Technorace A.S.D	ITA	R	7	1:40.711	6	1:41.032	8	1:41.226	4	1:41.924	3	1:45.281	2
11	41	Raul Guzman	MEX	DR Formula	PRT	R	8	1:40.727	5	1:40.855	4	1:42.639	7	1:42.787	3	1:50.409	2
12	25	Alexandre Bardinon	FRA	Van Amersfoort Racing	FRA			1:41.519	5	1:41.620	7	1:42.195	3	1:58.620	2	1:59.893	6
13	7	Scolari Sharon	CHE	Scorace Team	CHE			1:45.472	5	1:45.777	6	1:45.984	4	1:46.678	3	1:57.490	7



Hungaroring
Formula Regional European Char
Qualifying - 1
Best 5 Top Speeds



Cls	Nº	Driver	Nat	Competitor	Nat			Top 1		Top 2		Top 3		Top 4		Top 5		Avg
								Km/h	Lap	Km/h	Lap	Km/h	Lap	Km/h	Lap	Km/h	Lap	
1	28	Marcos Siebert	ARG	US Racing	DEU			224.5	6	223.1	4	222.6	5	222.6	7	221.7	8	222.9
2	25	Alexandre Bardinon	FRA	Van Amersfoort Racing	FRA			224.0	3	223.6	8	221.3	6	220.4	5	220.4	7	221.9
3	46	Isac Blomqvist	SW	Kic Motorsport	FIN	R	1	224.0	3	223.6	5	223.1	8	222.6	6	222.2	4	223.1
4	95	Tom Beckhäuser	CZE	Technorace A.S.D	ITA	R	2	223.6	6	222.6	7	222.6	8	222.2	2	221.7	3	222.5
5	99	Sophia Flörsch	DEU	Van Amersfoort Racing	NDL			223.6	7	223.1	2	223.1	5	221.7	3	221.7	6	222.6
6	7	Scolari Sharon	CHE	Scorace Team	CHE			223.1	3	223.1	4	222.2	7	221.3	5	220.8	6	222.1
7	41	Raul Guzman	MEX	DR Formula	PRT	R	3	223.1	7	222.6	5	222.6	8	221.7	4	221.3	3	222.3
8	64	Olli Caldwell	GBR	Prema Powerteam	ITA	R	4	223.1	6	222.6	5	222.2	3	222.2	4	221.7	8	222.4
9	74	Enzo Fittipaldi	BRA	Prema Powerteam	ITA	R	5	223.1	3	223.1	4	223.1	5	223.1	6	222.6	9	223.0
10	2	Frederik Vesti	DNK	Prema Powerteam	ITA	R	6	222.6	3	222.2	4	222.2	7	221.7	6	221.7	8	222.1
11	10	Konsta Lappalainen	FIN	Kic Motorsport	FIN	R	7	222.6	7	222.6	8	222.2	3	221.7	4	221.3	5	222.1
12	17	Igor Fraga	BRA	DR Formula	PRT			222.6	3	222.6	5	221.7	4	221.3	2	220.8	6	221.8
13	27	David Schumacher	DEU	US Racing	DEU	R	8	222.2	5	221.7	4	221.7	7	220.8	6	218.1	3	220.9

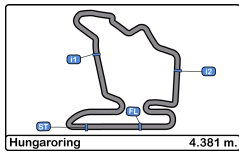




Hungaroring
Formula Regional European Char
Qualifying - 1
Fastest Laps Sequence



Lap	Time of Day	Session Time	Nº	Driver	Nat	Competitor	Nat		Time	Km/h
2	9:56:51.841	6:51.841	2	Frederik Vesti	DNK	Prema Powerteam	ITA	R	1:47.078	147.2
2	9:57:08.300	7:08.300	99	Sophia Flörsch	DEU	Van Amersfoort Racing	NDL		1:45.760	149.1
2	9:57:17.895	7:17.895	95	Tom Beckhäuser	CZE	Technorace A.S.D	ITA	R	1:45.281	149.8
3	9:58:31.764	8:31.764	2	Frederik Vesti	DNK	Prema Powerteam	ITA	R	1:39.923	157.8
4	10:03:12.100	13:12.100	27	David Schumacher	DEU	US Racing	DEU	R	1:39.845	157.9
6	10:03:53.668	13:53.668	2	Frederik Vesti	DNK	Prema Powerteam	ITA	R	1:39.354	158.7

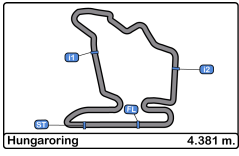


Hungaroring
Formula Regional European Char
Qualifying - 1



Event Best Maximum Speed

Nº	Driver	Nat	Competitor	Nat	Km/h	Session	
28	Marcos Siebert	ARG	US Racing	DEU	224.5	Qualifying - 1	
46	Isac Blomqvist	SWE	Kic Motorsport	FIN	R	224.0	Qualifying - 1
25	Alexandre Bardinon	FRA	Van Amersfoort Racing	FRA	224.0	Qualifying - 1	
95	Tom Beckhäuser	CZE	Technorace A.S.D	ITA	R	223.6	Qualifying - 1
99	Sophia Flörsch	DEU	Van Amersfoort Racing	NDL	223.6	Qualifying - 1	
74	Enzo Fittipaldi	BRA	Prema Powerteam	ITA	R	223.1	Qualifying - 1
7	Scolari Sharon	CHE	Scorace Team	CHE	223.1	Qualifying - 1	
64	Olli Caldwell	GBR	Prema Powerteam	ITA	R	223.1	Qualifying - 1
41	Raul Guzman	MEX	DR Formula	PRT	R	223.1	Qualifying - 1
2	Frederik Vesti	DNK	Prema Powerteam	ITA	R	222.6	Qualifying - 1
17	Igor Fraga	BRA	DR Formula	PRT	222.6	Qualifying - 1	
10	Konsta Lappalainen	FIN	Kic Motorsport	FIN	R	222.6	Qualifying - 1
27	David Schumacher	DEU	US Racing	DEU	R	222.2	Qualifying - 1



Hungaroring
Formula Regional European Char
Qualifying - 1
Pit Stop Analysis



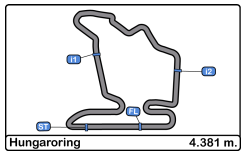
7

Scolari Sharon

Scorace Team

F3 Tatuus 318 A.R.

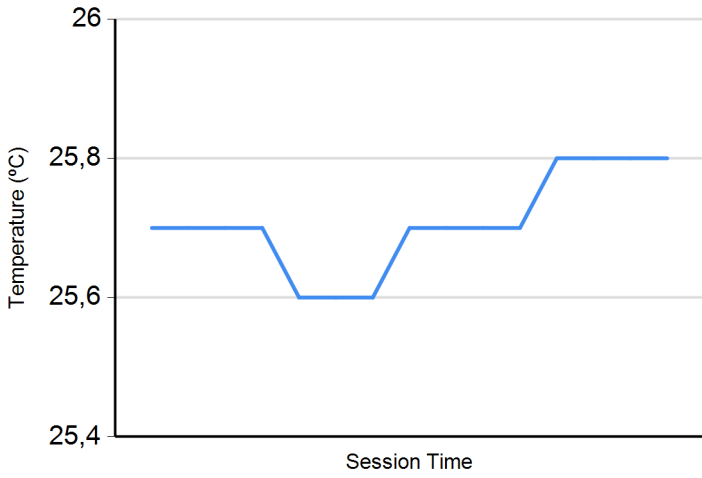
Nr.	In Day Time	In Time	Out Time	Pit Time	T. Pit Time	Handicap	Penalty
1	9:55:38.743	9:55:38.743	9:56:34.574	55.831	55.831		



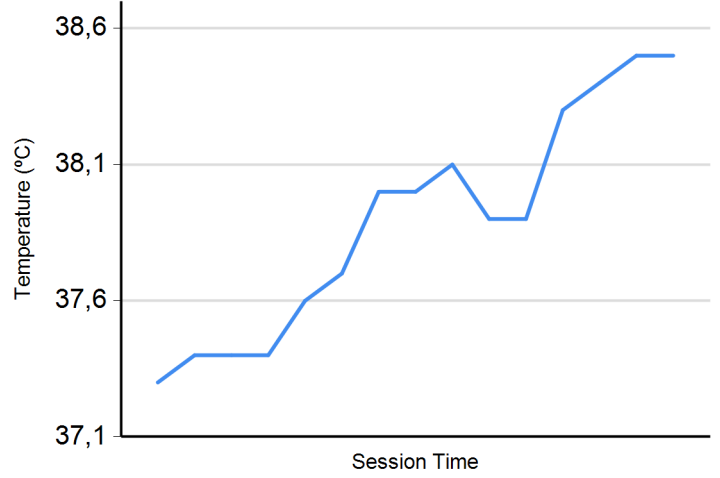
Hungaroring
Formula Regional European Char
Qualifying - 1
Weather Report



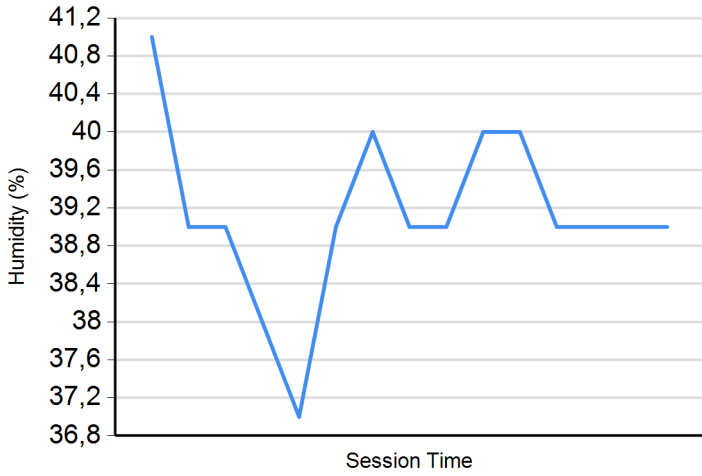
Air Temperature



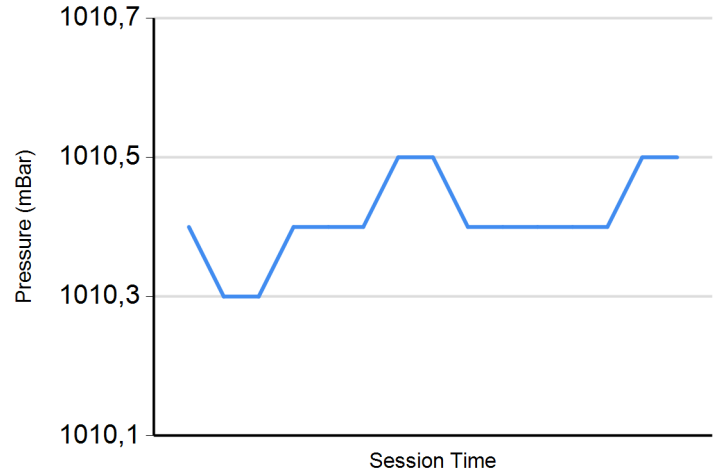
Track Temperature



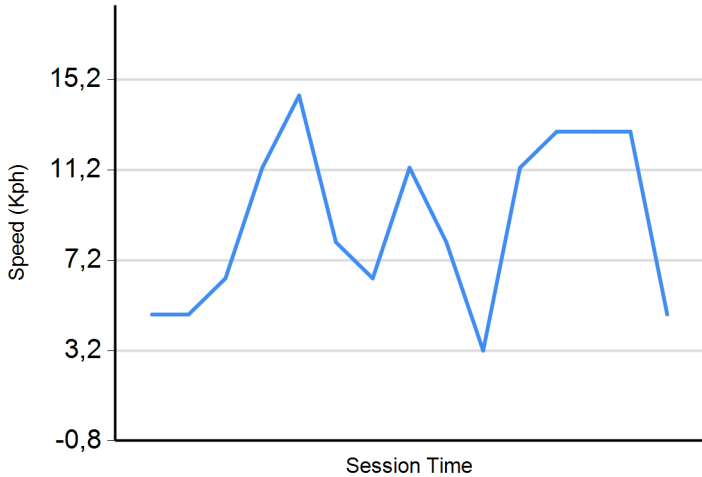
Humidity



Pressure



Wind Speed



Wind direction

North = 0°/360° Est = 90° South = 180° West = 270°

