




Hungaroring
Formula Regional European Char
Qualifying - 2
Provisional Results



Cls	Nº	Driver	Nat	Competitor	Nat		Laps	Best	Time	Gap	Interval	Km/h	
1	2	Frederik Vesti	DNK	Prema Powerteam	ITA	R	1	10	8	1:39.325		158.7	
2	64	Olli Caldwell	GBR	Prema Powerteam	ITA	R	2	9	8	1:39.479	0.154	0.154	158.5
3	99	Sophia Flörsch	DEU	Van Amersfoort Racing	NDL			7	6	1:39.658	0.333	0.179	158.2
4	74	Enzo Fittipaldi	BRA	Prema Powerteam	ITA	R	3	9	7	1:39.670	0.345	0.012	158.2
5	27	David Schumacher	DEU	US Racing	DEU	R	4	6	5	1:39.683	0.358	0.013	158.2
6	46	Isac Blomqvist	SWE	Kic Motorsport	FIN	R	5	10	3	1:39.924	0.599	0.241	157.8
7	28	Marcos Siebert	ARG	US Racing	DEU			7	6	1:39.961	0.636	0.037	157.7
8	17	Igor Fraga	BRA	DR Formula	PRT			8	3	1:40.091	0.766	0.130	157.5
9	41	Raul Guzman	MEX	DR Formula	PRT	R	6	9	6	1:40.341	1.016	0.250	157.1
10	95	Tom Beckhäuser	CZE	Technorace A.S.D	ITA	R	7	9	3	1:40.380	1.055	0.039	157.1
11	10	Konsta Lappalainen	FIN	Kic Motorsport	FIN	R	8	9	6	1:40.462	1.137	0.082	156.9
12	25	Alexandre Bardinon	FRA	Van Amersfoort Racing	FRA			8	3	1:40.678	1.353	0.216	156.6
13	7	Scolari Sharon	CHE	Scorace Team	CHE			9	4	1:44.769	5.444	4.091	150.5

Published at:.....

Track Temp: **41.5 °C** Air Temp: **26.7 °C** Humidity: **38 %** Track Status: **DRY**

Stewards:	Race Director:	Timekeeper: 
------------------	-----------------------	---






Hungaroring
Formula Regional European Char
Qualifying - 2
Provisional Results by Class



Cls	Nº	Driver	Nat	Competitor	Nat	Laps	Best	Time	Gap	Interval	Km/h	
1	99	Sophia Flörsch	DEU	Van Amersfoort Racing	NDL	7	6	1:39.658			158.2	
2	28	Marcos Siebert	ARG	US Racing	DEU	7	6	1:39.961	0.303	0.303	157.7	
3	17	Igor Fraga	BRA	DR Formula	PRT	8	3	1:40.091	0.433	0.130	157.5	
4	25	Alexandre Bardinon	FRA	Van Amersfoort Racing	FRA	8	3	1:40.678	1.020	0.587	156.6	
5	7	Scolari Sharon	CHE	Scorace Team	CHE	9	4	1:44.769	5.111	4.091	150.5	
Rookie												
1	2	Frederik Vesti	DNK	Prema Powerteam	ITA	R	10	8	1:39.325		158.7	
2	64	Olli Caldwell	GBR	Prema Powerteam	ITA	R	9	8	1:39.479	0.154	0.154	158.5
3	74	Enzo Fittipaldi	BRA	Prema Powerteam	ITA	R	9	7	1:39.670	0.345	0.191	158.2
4	27	David Schumacher	DEU	US Racing	DEU	R	6	5	1:39.683	0.358	0.013	158.2
5	46	Isac Blomqvist	SWE	Kic Motorsport	FIN	R	10	3	1:39.924	0.599	0.241	157.8
6	41	Raul Guzman	MEX	DR Formula	PRT	R	9	6	1:40.341	1.016	0.417	157.1
7	95	Tom Beckhäuser	CZE	Technorace A.S.D	ITA	R	9	3	1:40.380	1.055	0.039	157.1
8	10	Konsta Lappalainen	FIN	Kic Motorsport	FIN	R	9	6	1:40.462	1.137	0.082	156.9

Published at:.....

Track Temp: **41.5 °C** Air Temp: **26.7 °C** Humidity: **38 %** Track **DRY**

Stewards:	Race Director:	Timekeeper: 
------------------	-----------------------	---





Hungaroring
Formula Regional European Char
Qualifying - 2



Provisional 2 Fastest Lap Results

Cls	Nº	Driver	Nat	Competitor	Nat		Laps	Best	Time	Gap	Interval	Km/h	
1	2	Frederik Vesti	DNK	Prema Powerteam	ITA	R	1	10	5	1:39.513		158.7	
2	64	Olli Caldwell	GBR	Prema Powerteam	ITA	R	2	9	6	1:39.569	0.056	0.056	158.5
3	74	Enzo Fittipaldi	BRA	Prema Powerteam	ITA	R	3	9	6	1:39.683	0.170	0.114	158.2
4	27	David Schumacher	DEU	US Racing	DEU	R	4	6	3	1:39.854	0.341	0.171	158.2
5	99	Sophia Flörsch	DEU	Van Amersfoort Racing	NLD		7	3	1:39.958	0.445	0.104	158.2	
6	28	Marcos Siebert	ARG	US Racing	DEU		7	5	1:39.983	0.470	0.025	157.7	
7	46	Isac Blomqvist	SWE	Kic Motorsport	FIN	R	5	10	9	1:40.002	0.489	0.019	157.8
8	17	Igor Fraga	BRA	DR Formula	PRT		8	5	1:40.211	0.698	0.209	157.5	
9	95	Tom Beckhäuser	CZE	Technorace A.S.D	ITA	R	6	9	6	1:40.394	0.881	0.183	157.1
10	41	Raul Guzman	MEX	DR Formula	PRT	R	7	9	3	1:40.553	1.040	0.159	157.1
11	10	Konsta Lappalainen	FIN	Kic Motorsport	FIN	R	8	9	3	1:40.654	1.141	0.101	156.9
12	25	Alexandre Bardinon	FRA	Van Amersfoort Racing	FRA		8	5	1:40.953	1.440	0.299	156.6	
13	7	Scolari Sharon	CHE	Scorace Team	CHE		9	3	1:44.838	5.325	3.885	150.5	

Published at:.....

Track Temp: **41.5 °C** Air Temp: **26.7 °C** Humidity: **38 %** Track Status: **DRY**

Stewards:

Race Director:

Timekeeper:





Hungaroring
Formula Regional European Char
Qualifying - 2
Lap Analysis



2 Frederik Vesti F3 Tatuus 318 A.R. **25** Alexandre Bardinon F3 Tatuus 318 A.R.
 R Prema Powerteam Van Amersfoort Racing

Lap	D	Time	Sector 1	Sector 2	Sector 3	T. Spd	Elapsed
1		10:20:01.419	10:18:48.590	42.044	30.785		10:20:01.419
2		1:44.538	39.122	37.712	27.704	216.4	10:21:45.957
3		1:39.652	36.301	35.771	27.580	222.6	10:23:25.609
4		1:44.656	36.696	37.178	30.782	222.2	10:25:10.265
5		1:39.513	36.297	35.743	27.473	221.7	10:26:49.778
6		1:46.196	36.350	36.915	32.931	220.8	10:28:35.974
7		1:50.987	43.712	39.461	27.814	218.6	10:30:26.961
8		1:39.325	36.221	35.608	27.496	221.7	10:32:06.286
9		1:39.729	36.359	35.850	27.520	220.4	10:33:46.015
10		2:05.465 P	46.535	40.439	38.491	167.4	10:35:51.480

27 David Schumacher F3 Tatuus 318 A.R.
 R US Racing

Lap	D	Time	Sector 1	Sector 2	Sector 3	T. Spd	Elapsed
1		10:20:22.507	10:19:08.052	42.503	31.952		10:20:22.507
2		1:55.739	42.156	41.309	32.274	212.1	10:22:18.246
3		1:40.678	36.638	36.344	27.696	221.7	10:23:58.924
4		2:01.858	46.669	47.013	28.176	201.4	10:26:00.782
5		1:40.953	36.794	36.402	27.757	219.0	10:27:41.735
6		1:49.812	36.962	42.244	30.606	221.3	10:29:31.547
7		1:42.161	37.284	36.866	28.011	217.3	10:31:13.708
8		2:04.557 P	36.861	40.510	47.186	221.3	10:33:18.265

7 Scolari Sharon F3 Tatuus 318 A.R.
 Scorage Team

Lap	D	Time	Sector 1	Sector 2	Sector 3	T. Spd	Elapsed
1		10:20:48.210	10:19:37.602	40.629	29.979		10:20:48.210
2		1:45.779	37.814	38.938	29.027	220.4	10:22:33.989
3		1:44.838	37.441	38.548	28.849	220.8	10:24:18.827
4		1:44.769	37.337	38.515	28.917	221.3	10:26:03.596
5		1:44.954	37.367	38.383	29.204	221.3	10:27:48.550
6		1:52.721	37.400	44.157	31.164	221.7	10:29:41.271
7		1:47.857	38.410	39.828	29.619	221.3	10:31:29.128
8		1:46.175	37.168	39.660	29.347	220.4	10:33:15.303
9		2:33.554 P	40.242	45.362	1:07.950	218.1	10:35:48.857

28 Marcos Siebert F3 Tatuus 318 A.R.
 R US Racing

Lap	D	Time	Sector 1	Sector 2	Sector 3	T. Spd	Elapsed
1		10:23:19.213	10:22:01.344	45.702	32.167		10:23:19.213
2		1:56.615	38.456	43.079	35.080	215.1	10:25:15.828
3		1:39.854	36.372	35.971	27.511	221.3	10:26:55.682
4		1:52.917	36.457	45.301	31.159	219.9	10:28:48.599
5		1:39.683	36.335	35.833	27.515	220.8	10:30:28.282
6		1:48.674 P	36.438	36.088	36.148	221.7	10:32:16.956

10 Konsta Lappalainen F3 Tatuus 318 A.R.
 R Kic Motorsport

Lap	D	Time	Sector 1	Sector 2	Sector 3	T. Spd	Elapsed
1		10:20:12.409	10:18:55.002	44.071	33.336		10:20:12.409
2		1:54.659	39.772	43.327	31.560	219.9	10:22:07.068
3		1:40.654	36.521	36.349	27.784	222.2	10:23:47.722
4		1:52.427	36.582	46.526	29.319	220.8	10:25:40.149
5		1:54.586	36.660	43.213	34.713	220.8	10:27:34.735
6		1:40.462	36.416	36.246	27.800	221.3	10:29:15.197
7		1:50.489	36.454	43.214	30.821	221.7	10:31:05.686
8		1:40.719	36.577	36.279	27.863	219.9	10:32:46.405
9		1:57.279 P	36.588	37.078	43.613	220.4	10:34:43.684

41 Raul Guzman F3 Tatuus 318 A.R.
 R DR Formula

Lap	D	Time	Sector 1	Sector 2	Sector 3	T. Spd	Elapsed
1		10:23:10.818	10:21:54.343	46.591	29.884		10:23:10.818
2		2:02.551	39.435	47.945	35.171	193.8	10:25:13.369
3		1:40.045	36.612	35.847	27.586	221.3	10:26:53.414
4		1:59.236	40.107	46.064	33.065	220.8	10:28:52.650
5		1:39.983	36.432	35.941	27.610	220.8	10:30:32.633
6		1:39.961	36.552	35.720	27.689	221.3	10:32:12.594
7		2:20.532 P	44.562	51.449	44.521	219.9	10:34:33.126

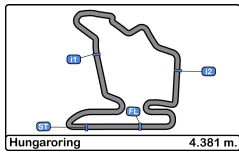
17 Igor Fraga F3 Tatuus 318 A.R.
 DR Formula

Lap	D	Time	Sector 1	Sector 2	Sector 3	T. Spd	Elapsed
1		10:23:23.210	10:22:03.466	48.194	31.550		10:23:23.210
2		1:57.595	41.046	40.067	36.482	219.0	10:25:20.805
3		1:40.091	36.525	36.027	27.539	221.3	10:27:00.896
4		1:55.172	36.449	42.397	36.326	219.9	10:28:56.068
5		1:40.211	36.431	36.152	27.628	220.4	10:30:36.279
6		1:56.333	36.589	44.321	35.423	220.4	10:32:32.612
7		1:41.895	36.630	36.484	28.781	219.9	10:34:14.507
8		1:55.892 P	36.813	36.343	42.736	219.0	10:36:10.399

46 Isac Blomqvist F3 Tatuus 318 A.R.
 R Kic Motorsport

Lap	D	Time	Sector 1	Sector 2	Sector 3	T. Spd	Elapsed
1		10:20:06.974	10:18:52.512	43.210	31.252		10:20:06.974
2		1:52.774	39.815	43.420	29.539	217.7	10:21:59.748
3		1:40.553	36.649	36.234	27.670	220.8	10:23:40.301
4		1:45.290 P	36.579	37.125	31.586	220.4	10:25:25.591
5		2:44.281	1:35.138	39.578	29.565		10:28:09.872
6		1:40.341	36.426	36.146	27.769	220.8	10:29:50.213
7		1:40.764	36.595	36.203	27.966	220.4	10:31:30.977
8		1:43.099	36.479	37.783	28.837	220.4	10:33:14.076
9		2:02.580 P	39.349	42.470	40.761	219.5	10:35:16.656





Hungaroring
Formula Regional European Char
Qualifying - 2
Lap Analysis



64

Olli Caldwell

F3 Tatuus 318 A.R.

R

Prema Powerteam

Lap D	Time	Sector 1	Sector 2	Sector 3	T. Spd	Elapsed
1	10:20:02.985	10:18:50.179	41.979	30.827		10:20:02.985
2	1:48.210	40.147	39.638	28.425	218.1	10:21:51.195
3	1:40.123	36.490	35.971	27.662	221.7	10:23:31.318
4	1:41.419	36.474	35.876	29.069	220.8	10:25:12.737
5	2:05.074	47.391	48.687	28.996	219.5	10:27:17.811
6	1:39.569	36.363	35.601	27.605	220.4	10:28:57.380
7	2:13.627	50.091	55.096	28.440	222.6	10:31:11.007
8	1:39.479	36.286	35.638	27.555	222.2	10:32:50.486
9	1:50.292 P	36.396	35.841	38.055	220.8	10:34:40.778

74

Enzo Fittipaldi

F3 Tatuus 318 A.R.

R

Prema Powerteam

Lap D	Time	Sector 1	Sector 2	Sector 3	T. Spd	Elapsed
1	10:20:06.088	10:18:51.874	43.129	31.085		10:20:06.088
2	1:52.460	39.727	43.102	29.631	218.6	10:21:58.548
3	1:39.942	36.271	36.113	27.558	222.2	10:23:38.490
4	1:39.790	36.303	35.766	27.721	221.3	10:25:18.280
5	2:09.765	49.324	47.839	32.602	222.2	10:27:28.045
6	1:39.683	36.183	35.795	27.705	220.8	10:29:07.728
7	1:39.670	36.263	35.872	27.535	221.7	10:30:47.398
8	1:39.967	36.323	35.942	27.702	221.3	10:32:27.365
9	2:10.383 P	36.511	49.290	44.582	219.9	10:34:37.748

95

Tom Beckhäuser

F3 Tatuus 318 A.R.

R

Technorace A.S.D

Lap D	Time	Sector 1	Sector 2	Sector 3	T. Spd	Elapsed
1	10:20:24.172	10:19:10.268	42.451	31.453		10:20:24.172
2	1:45.744	37.113	37.511	31.120	221.3	10:22:09.916
3	1:40.380	36.499	36.152	27.729	220.8	10:23:50.296
4	1:40.961	36.581	36.518	27.862	220.8	10:25:31.257
5	2:07.804	42.718	49.608	35.478	220.8	10:27:39.061
6	1:40.394	36.482	36.106	27.806	220.4	10:29:19.455
7	1:59.237	43.069	45.162	31.006	220.8	10:31:18.692
8	1:40.617	36.592	36.203	27.822	221.7	10:32:59.309
9	1:51.206 P	36.718	36.500	37.988	221.3	10:34:50.515

99

Sophia Flörsch

F3 Tatuus 318 A.R.

Van Amersfoort Racing

Lap D	Time	Sector 1	Sector 2	Sector 3	T. Spd	Elapsed
1	10:20:11.019	10:18:53.945	44.304	32.770		10:20:11.019
2	1:54.501	39.639	43.966	30.896	222.6	10:22:05.520
3	1:39.958	36.376	36.025	27.557	220.8	10:23:45.478
4	1:40.177	36.548	36.024	27.605	218.6	10:25:25.655
5	2:07.653	44.929	47.182	35.542	219.5	10:27:33.308
6	1:39.658	36.230	35.953	27.475	222.2	10:29:12.966
7	2:00.301 P	36.389	44.366	39.546	219.5	10:31:13.267





Hungaroring
Formula Regional European Char
Qualifying - 2
Best Sectors Results



Sector - 1			Sector - 2			Sector - 3			Ideal Lap vs Best Lap						
Clas	Nº	Driver	Time	Nº	Driver	Time	Nº	Driver	Time	Clas	Nº	Driver	Ideal Lap	Best Lap	Clas
1	74	Enzo Fittipaldi	36.183	64	Olli Caldwell	35.601	2	Frederik Vesti	27.473	1	2	Frederik Vesti	1:39.302	1:39.325	1
2	2	Frederik Vesti	36.221	2	Frederik Vesti	35.608	99	Sophia Flörsch	27.475	2	64	Olli Caldwell	1:39.442	1:39.479	2
3	99	Sophia Flörsch	36.230	28	Marcos Siebert	35.720	27	David Schumacher	27.511	3	74	Enzo Fittipaldi	1:39.484	1:39.670	4
4	64	Olli Caldwell	36.286	74	Enzo Fittipaldi	35.766	74	Enzo Fittipaldi	27.535	4	99	Sophia Flörsch	1:39.658	1:39.658	3
5	46	Isac Blomqvist	36.333	27	David Schumacher	35.833	17	Igor Fraga	27.539	5	27	David Schumacher	1:39.679	1:39.683	5
6	27	David Schumacher	36.335	46	Isac Blomqvist	35.911	64	Olli Caldwell	27.555	6	28	Marcos Siebert	1:39.738	1:39.961	7
7	10	Konsta Lappalainen	36.416	99	Sophia Flörsch	35.953	28	Marcos Siebert	27.586	7	46	Isac Blomqvist	1:39.845	1:39.924	6
8	41	Raul Guzman	36.426	17	Igor Fraga	36.027	46	Isac Blomqvist	27.601	8	17	Igor Fraga	1:39.997	1:40.091	8
9	17	Igor Fraga	36.431	95	Tom Beckhäuser	36.106	41	Raul Guzman	27.670	9	41	Raul Guzman	1:40.242	1:40.341	9
10	28	Marcos Siebert	36.432	41	Raul Guzman	36.146	25	Alexandre Bardinon	27.696	10	95	Tom Beckhäuser	1:40.317	1:40.380	10
11	95	Tom Beckhäuser	36.482	10	Konsta Lappalainen	36.246	95	Tom Beckhäuser	27.729	11	10	Konsta Lappalainen	1:40.446	1:40.462	11
12	25	Alexandre Bardinon	36.638	25	Alexandre Bardinon	36.344	10	Konsta Lappalainen	27.784	12	25	Alexandre Bardinon	1:40.678	1:40.678	12
13	7	Scolari Sharon	37.168	7	Scolari Sharon	38.383	7	Scolari Sharon	28.849	13	7	Scolari Sharon	1:44.400	1:44.769	13





Hungaroring
Formula Regional European Char
Qualifying - 2
Best 5 Lap Times



Cls	Nº	Driver	Nat	Competitor	Nat			Best 1		Best 2		Best 3		Best 4		Best 5	
								Time	Lap	Time	Lap	Time	Lap	Time	Lap	Time	Lap
1	2	Frederik Vesti	DNK	Prema Powerteam	ITA	R	1	1:39.325	8	1:39.513	5	1:39.652	3	1:39.729	9	1:44.538	2
2	64	Olli Caldwell	GBR	Prema Powerteam	ITA	R	2	1:39.479	8	1:39.569	6	1:40.123	3	1:41.419	4	1:48.210	2
3	99	Sophia Flörsch	DEU	Van Amersfoort Racing	NDL			1:39.658	6	1:39.958	3	1:40.177	4	1:54.501	2	2:00.301	7
4	74	Enzo Fittipaldi	BRA	Prema Powerteam	ITA	R	3	1:39.670	7	1:39.683	6	1:39.790	4	1:39.942	3	1:39.967	8
5	27	David Schumacher	DEU	US Racing	DEU	R	4	1:39.683	5	1:39.854	3	1:48.674	6	1:52.917	4	1:56.615	2
6	46	Isac Blomqvist	SW	Kic Motorsport	FIN	R	5	1:39.924	3	1:40.002	9	1:40.166	6	1:40.185	7	1:48.865	8
7	28	Marcos Siebert	ARG	US Racing	DEU			1:39.961	6	1:39.983	5	1:40.045	3	1:59.236	4	2:02.551	2
8	17	Igor Fraga	BRA	DR Formula	PRT			1:40.091	3	1:40.211	5	1:41.895	7	1:55.172	4	1:55.892	8
9	41	Raul Guzman	MEX	DR Formula	PRT	R	6	1:40.341	6	1:40.553	3	1:40.764	7	1:43.099	8	1:45.290	4
10	95	Tom Beckhäuser	CZE	Technorace A.S.D	ITA	R	7	1:40.380	3	1:40.394	6	1:40.617	8	1:40.961	4	1:45.744	2
11	10	Konsta Lappalainen	FIN	Kic Motorsport	FIN	R	8	1:40.462	6	1:40.654	3	1:40.719	8	1:50.489	7	1:52.427	4
12	25	Alexandre Bardinon	FRA	Van Amersfoort Racing	FRA			1:40.678	3	1:40.953	5	1:42.161	7	1:49.812	6	1:55.739	2
13	7	Scolari Sharon	CHE	Scorace Team	CHE			1:44.769	4	1:44.838	3	1:44.954	5	1:45.779	2	1:46.175	8



Hungaroring
Formula Regional European Char
Qualifying - 2
Best 5 Top Speeds



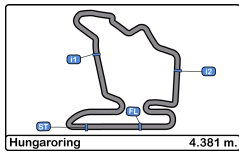
Cls	Nº	Driver	Nat	Competitor	Nat			Top 1		Top 2		Top 3		Top 4		Top 5		Avg
								Km/h	Lap	Km/h	Lap	Km/h	Lap	Km/h	Lap	Km/h	Lap	
1	2	Frederik Vesti	DNK	Prema Powerteam	ITA	R	1	222.6	3	222.2	4	221.7	5	221.7	8	220.8	6	221.8
2	64	Olli Caldwell	GBR	Prema Powerteam	ITA	R	2	222.6	7	222.2	8	221.7	3	220.8	4	220.8	9	221.6
3	99	Sophia Flörsch	DEU	Van Amersfoort Racing	NDL			222.6	2	222.2	6	220.8	3	219.5	5	219.5	7	220.9
4	10	Konsta Lappalainen	FIN	Kic Motorsport	FIN	R	3	222.2	3	221.7	7	221.3	6	220.8	4	220.8	5	221.4
5	46	Isac Blomqvist	SW	Kic Motorsport	FIN	R	4	222.2	4	222.2	9	221.3	3	221.3	5	221.3	7	221.6
6	74	Enzo Fittipaldi	BRA	Prema Powerteam	ITA	R	5	222.2	3	222.2	5	221.7	7	221.3	4	221.3	8	221.7
7	7	Scolari Sharon	CHE	Scorace Team	CHE			221.7	6	221.3	4	221.3	5	221.3	7	220.8	3	221.3
8	25	Alexandre Bardinon	FRA	Van Amersfoort Racing	FRA			221.7	3	221.3	6	221.3	8	219.0	5	217.3	7	220.1
9	27	David Schumacher	DEU	US Racing	DEU	R	6	221.7	6	221.3	3	220.8	5	219.9	4	215.1	2	219.8
10	95	Tom Beckhäuser	CZE	Technorace A.S.D	ITA	R	7	221.7	8	221.3	2	221.3	9	220.8	3	220.8	4	221.2
11	17	Igor Fraga	BRA	DR Formula	PRT			221.3	3	220.4	5	220.4	6	219.9	4	219.9	7	220.4
12	28	Marcos Siebert	ARG	US Racing	DEU			221.3	3	221.3	6	220.8	4	220.8	5	219.9	7	220.8
13	41	Raul Guzman	MEX	DR Formula	PRT	R	8	220.8	3	220.8	6	220.4	4	220.4	7	220.4	8	220.5



Hungaroring
Formula Regional European Char
Qualifying - 2
Fastest Laps Sequence



Lap	Time of Day	Session Time	Nº	Driver	Nat	Competitor	Nat		Time	Km/h
2	10:21:45.957	3:45.957	2	Frederik Vesti	DNK	Prema Powerteam	ITA	R	1:44.538	150.8
3	10:23:25.609	5:25.609	2	Frederik Vesti	DNK	Prema Powerteam	ITA	R	1:39.652	158.2
5	10:26:49.778	8:49.778	2	Frederik Vesti	DNK	Prema Powerteam	ITA	R	1:39.513	158.4
8	10:32:06.286	14:06.286	2	Frederik Vesti	DNK	Prema Powerteam	ITA	R	1:39.325	158.7

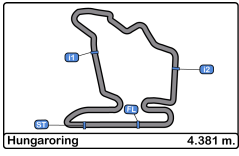


Hungaroring
Formula Regional European Char
Qualifying - 2



Event Best Maximum Speed

Nº	Driver	Nat	Competitor	Nat	Km/h	Session	
28	Marcos Siebert	ARG	US Racing	DEU	224.5	Qualifying - 1	
46	Isac Blomqvist	SWE	Kic Motorsport	FIN	R	224.0	Qualifying - 1
25	Alexandre Bardion	FRA	Van Amersfoort Racing	FRA		224.0	Qualifying - 1
95	Tom Beckhäuser	CZE	Technorace A.S.D	ITA	R	223.6	Qualifying - 1
99	Sophia Flörsch	DEU	Van Amersfoort Racing	NDL		223.6	Qualifying - 1
74	Enzo Fittipaldi	BRA	Prema Powerteam	ITA	R	223.1	Qualifying - 1
7	Scolari Sharon	CHE	Scorace Team	CHE		223.1	Qualifying - 1
64	Olli Caldwell	GBR	Prema Powerteam	ITA	R	223.1	Qualifying - 1
41	Raul Guzman	MEX	DR Formula	PRT	R	223.1	Qualifying - 1
2	Frederik Vesti	DNK	Prema Powerteam	ITA	R	222.6	Qualifying - 1
17	Igor Fraga	BRA	DR Formula	PRT		222.6	Qualifying - 1
10	Konsta Lappalainen	FIN	Kic Motorsport	FIN	R	222.6	Qualifying - 1
27	David Schumacher	DEU	US Racing	DEU	R	222.2	Qualifying - 1



Hungaroring
Formula Regional European Char
Qualifying - 2
Pit Stop Analysis



41

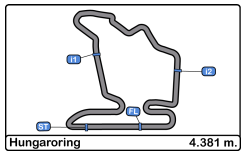
Raul Guzman

R

DR Formula

F3 Tatuus 318 A.R.

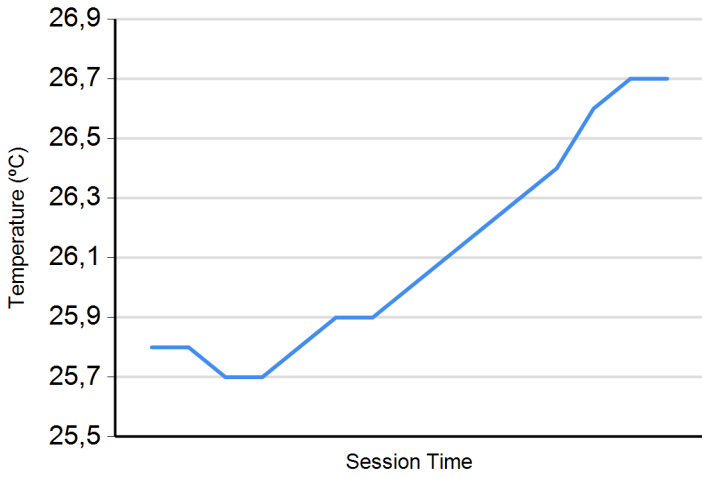
Nr.	In Day Time	In Time	Out Time	Pit Time	T. Pit Time	Handicap	Penalty
1	10:25:23.115	10:25:23.115	10:26:24.552	1:01.437	1:01.437		



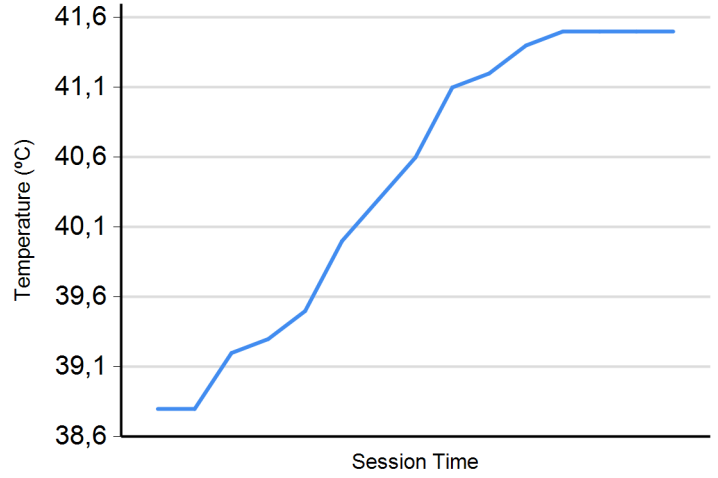
Hungaroring
Formula Regional European Char
Qualifying - 2
Weather Report



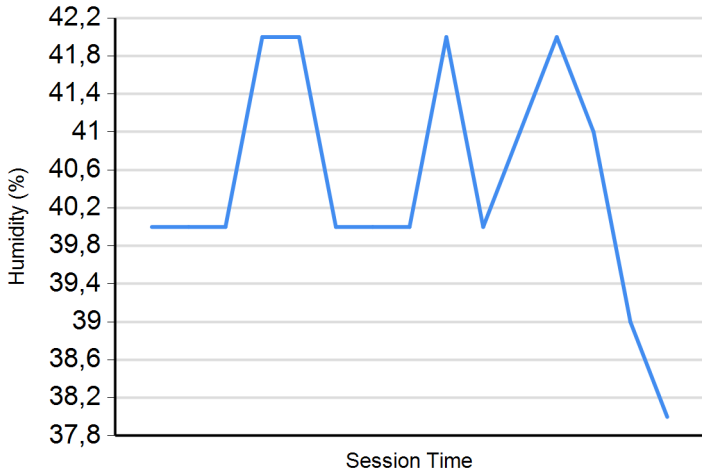
Air Temperature



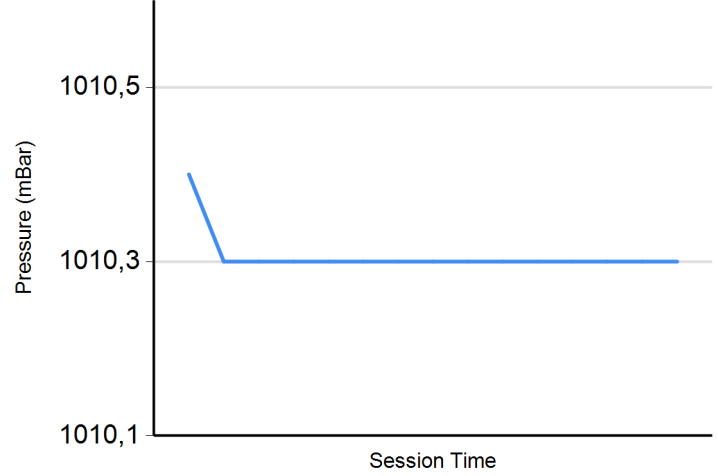
Track Temperature



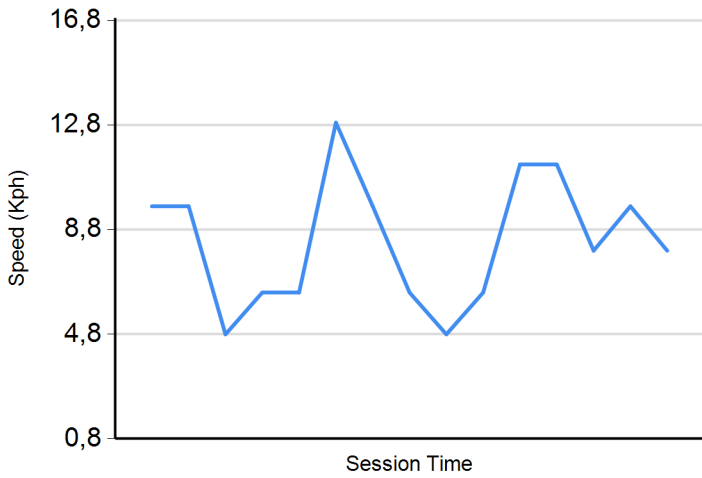
Humidity



Pressure



Wind Speed



Wind direction

North = 0°/360° Est = 90° South = 180° West = 270°

