

**Red Bull Ring**  
**Formula Regional European Char**  
**Race - 3**  
**Provisional Results**



Cls	Nº	Driver	Nat	Competitor	Nat	Cls	Laps	Total Time	Gap	Interval	Km/h	Best	Time	Km/h
1	17	Igor Fraga	BRA	DR Formula	PRT		20	<b>32:15.313</b>			160.6	4	1:27.996	176.6
2	74	Enzo Fittipaldi	BRA	Prema Powerteam	ITA	R	1 20	<b>32:15.790</b>	0.477	0.477	160.6	4	1:28.138	176.3
3	2	Frederik Vesti	DNK	Prema Powerteam	ITA	R	2 20	<b>32:16.033</b>	0.720	0.243	160.5	4	1:28.124	176.3
4	41	Raul Guzman	MEX	DR Formula	PRT	R	3 20	<b>32:16.594</b>	1.281	0.561	160.5	4	1:28.091	176.4
5	99	Sophia Flörsch	DEU	Van Amersfoort Racing	NDL		20	<b>32:16.935</b>	1.622	0.341	160.5	6	1:27.758	177.1
6	27	David Schumacher	DEU	US Racing	DEU	R	4 20	<b>32:17.563</b>	2.250	0.628	160.4	5	1:27.804	177.0
7	64	Olli Caldwell	GBR	Prema Powerteam	ITA	R	5 20	<b>32:17.928</b>	2.615	0.365	160.4	5	1:27.903	176.8
8	46	Isac Blomqvist	SW	Kic Motorsport	FIN	R	6 20	<b>32:18.015</b>	2.702	0.087	160.4	6	1:28.054	176.5
9	10	Konsta Lappalainen	FIN	Kic Motorsport	FIN	R	7 20	<b>32:18.780</b>	3.467	0.765	160.3	7	1:28.375	175.8
10	28	Marcos Siebert	ARG	US Racing	DEU		20	<b>32:19.147</b>	3.834	0.367	160.3	11	1:28.231	176.1
11	15	Matteo Nannini	ITA	Corbetta Racing Srls	ITA	R	8 20	<b>32:21.352</b>	6.039	2.205	160.1	4	1:28.132	176.3
12	7	Sharon Scolari	CHE	Scorace Team	CHE		20	<b>32:27.131</b>	11.818	5.779	159.6	20	1:30.595	171.5
<b>Not classified: (Requirements: 70% of number laps of leader = 14 Laps)</b>														
	95	Tom Beckhäuser	CZE	Technorace Srl	ITA	R	9 12	<b>17:50.695</b>	8 Laps	8 Laps	174.2	6	1:27.832	176.9

**Fastest lap Sophia Flörsch in 1:27.758 at 177.1 Km/h in lap 6**

**CAR #15 - 5 SECONDS TIME PENALTY ADDED TO RACE TIME NO RESPECT GRID BOX**

Published at:.....

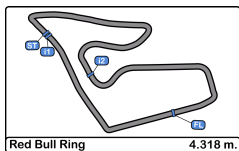
Track Temp: **29.9 °C** Air Temp: **20.2 °C** Humidity: **55 %** Track Status: **DRY**

Stewards:

Race Director:

Timekeeper:





**Red Bull Ring**  
**Formula Regional European Char**  
**Race - 3**




**Provisional Results by Class**

Clas	Nº	Driver	Nat	Competitor	Nat	Clas	Laps	Total Time	Gap	Interval	Km/h	Best	Time	Km/h
1	17	Igor Fraga	BRA	DR Formula			20	<b>32:15.313</b>			160.6	4	1:27.996	176.6
2	99	Sophia Flörsch	DEU	Van Amersfoort Racing			20	<b>32:16.935</b>	1.622	1.622	160.5	6	1:27.758	177.1
3	28	Marcos Siebert	ARG	US Racing			20	<b>32:19.147</b>	3.834	2.212	160.3	11	1:28.231	176.1
4	7	Sharon Scolari	CHE	Scorace Team			20	<b>32:27.131</b>	11.818	7.984	159.6	20	1:30.595	171.5
<b>Rookie</b>														
1	74	Enzo Fittipaldi	BRA	Prema Powerteam	R	1	20	<b>32:15.790</b>			160.6	4	1:28.138	176.3
2	2	Frederik Vesti	DNK	Prema Powerteam	R	2	20	<b>32:16.033</b>	0.720	0.243	160.5	4	1:28.124	176.3
3	41	Raul Guzman	MEX	DR Formula	R	3	20	<b>32:16.594</b>	1.281	0.561	160.5	4	1:28.091	176.4
4	27	David Schumacher	DEU	US Racing	R	4	20	<b>32:17.563</b>	2.250	0.969	160.4	5	1:27.804	177.0
5	64	Olli Caldwell	GBR	Prema Powerteam	R	5	20	<b>32:17.928</b>	2.615	0.365	160.4	5	1:27.903	176.8
6	46	Isac Blomqvist	SW	Kic Motorsport	R	6	20	<b>32:18.015</b>	2.702	0.087	160.4	6	1:28.054	176.5
7	10	Konsta Lappalainen	FIN	Kic Motorsport	R	7	20	<b>32:18.780</b>	3.467	0.765	160.3	7	1:28.375	175.8
8	15	Matteo Nannini	ITA	Corbetta Racing Srls	R	8	20	<b>32:21.352</b>	6.039	2.572	160.1	4	1:28.132	176.3
<b>Not classified: (Requirements: 70% of number laps of leader = 14 Laps)</b>														
	95	Tom Beckhäuser	CZE	Technorace Srl	R	9	12	<b>17:50.695</b>	8 Laps	8 Laps	174.2	6	1:27.832	176.9

**Fastest lap Sophia Flörsch in 1:27.758 at 177.1 Km/h in lap 6**

Published at:.....

Track Temp: **29.9 °C** Air Temp: **20.2 °C** Humidity: **55 %** Track Status: **DRY**

<b>Stewards:</b>	<b>Race Director:</b>	<b>Timekeeper:</b> 
------------------	-----------------------	---





**Red Bull Ring**  
**Formula Regional European Char**  
**Race - 3**



**Provisional Classification by Driver Fastest Lap**

Cls	Nº	Driver	Nat	Competitor	Nat	Cls	Laps	Best	Time	Gap	Interval	Km/h
1	99	Sophia Flörsch	DEU	Van Amersfoort Racing	NDL		20	6	1:27.758			177.1
2	27	David Schumacher	DEU	US Racing	DEU	R	1	20	1:27.804	0.046	0.046	177.0
3	95	Tom Beckhäuser	CZE	Technorace Srl	ITA	R	2	12	1:27.832	0.074	0.028	176.9
4	64	Olli Caldwell	GBR	Prema Powerteam	ITA	R	3	20	1:27.903	0.145	0.071	176.8
5	17	Igor Fraga	BRA	DR Formula	PRT		20	4	1:27.996	0.238	0.093	176.6
6	46	Isac Blomqvist	SWE	Kic Motorsport	FIN	R	4	20	1:28.054	0.296	0.058	176.5
7	41	Raul Guzman	MEX	DR Formula	PRT	R	5	20	1:28.091	0.333	0.037	176.4
8	2	Frederik Vesti	DNK	Prema Powerteam	ITA	R	6	20	1:28.124	0.366	0.033	176.3
9	15	Matteo Nannini	ITA	Corbetta Racing Srls	ITA	R	7	20	1:28.132	0.374	0.008	176.3
10	74	Enzo Fittipaldi	BRA	Prema Powerteam	ITA	R	8	20	1:28.138	0.380	0.006	176.3
11	28	Marcos Siebert	ARG	US Racing	DEU		20	11	1:28.231	0.473	0.093	176.1
12	10	Konsta Lappalainen	FIN	Kic Motorsport	FIN	R	9	20	1:28.375	0.617	0.144	175.8
13	7	Sharon Scolari	CHE	Scorace Team	CHE		20	20	1:30.595	2.837	2.220	171.5



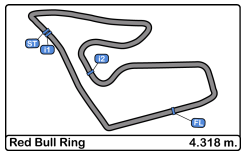


**Red Bull Ring**  
**Formula Regional European Char**  
**Race - 3**



**Distance and Speed Average**

Cls	Nº	Driver	Nat	Competitor	Nat		Cls	Laps	Distance	Total Time	Km/h
1	17	Igor Fraga	BRA	DR Formula	PRT			20	86.36	32:15.313	160.6
2	74	Enzo Fittipaldi	BRA	Prema Powerteam	ITA	R	1	20	86.36	32:15.790	160.6
3	2	Frederik Vesti	DNK	Prema Powerteam	ITA	R	2	20	86.36	32:16.033	160.5
4	41	Raul Guzman	MEX	DR Formula	PRT	R	3	20	86.36	32:16.594	160.5
5	99	Sophia Flörsch	DEU	Van Amersfoort Racing	NDL			20	86.36	32:16.935	160.5
6	27	David Schumacher	DEU	US Racing	DEU	R	4	20	86.36	32:17.563	160.4
7	64	Olli Caldwell	GBR	Prema Powerteam	ITA	R	5	20	86.36	32:17.928	160.4
8	46	Isac Blomqvist	SWE	Kic Motorsport	FIN	R	6	20	86.36	32:18.015	160.4
9	10	Konsta Lappalainen	FIN	Kic Motorsport	FIN	R	7	20	86.36	32:18.780	160.3
10	28	Marcos Siebert	ARG	US Racing	DEU			20	86.36	32:19.147	160.3
11	15	Matteo Nannini	ITA	Corbetta Racing Srls	ITA	R	8	20	86.36	32:21.352	160.1
12	7	Sharon Scolari	CHE	Scorace Team	CHE			20	86.36	32:27.131	159.6
<b>Not classified: (Requirements: 70% of number laps of leader = 14 Laps)</b>											
	95	Tom Beckhäuser	CZE	Technorace Srl	ITA	R	9	12	51.81	17:50.695	174.2



**Red Bull Ring**  
**Formula Regional European Char**  
**Race - 3**  
**Lap Analysis**



**2**

Frederik Vesti

F3 Tatuus 318 A.R. **10**

Konsta Lappalainen

F3 Tatuus 318 A.R.

R

Prema Powerteam

R

Kic Motorsport

Lap D	Time	Sector 1	Sector 2	Sector 3	T. Spd	Elapsed	Lap D	Time	Sector 1	Sector 2	Sector 3	T. Spd	Elapsed
1	1:32.113	25.215	40.389	26.509	224.5	1:32.113	1	1:35.833	27.662	40.931	27.240	212.5	1:35.833
2	1:28.521	22.289	39.781	26.451	229.7	3:00.634	2	1:30.449	23.384	39.866	27.199	228.3	3:06.282
3	1:29.364	22.746	40.157	26.461	223.6	4:29.998	3	1:28.914	22.550	39.598	26.766	225.4	4:35.196
4	<b>1:28.124</b>	22.167	<b>39.519</b>	26.438	229.2	5:58.122	4	1:28.430	22.419	39.300	26.711	227.3	6:03.626
5	1:28.252	22.135	39.740	<b>26.377</b>	229.2	7:26.374	5	1:28.804	22.435	39.439	26.930	228.3	7:32.430
6	1:29.330	22.160	40.501	26.669	230.2	8:55.704	6	1:28.442	22.467	<b>39.246</b>	26.729	226.8	9:00.872
7	1:28.899	22.218	40.127	26.554	228.3	10:24.603	7	<b>1:28.375</b>	22.404	39.282	26.689	225.9	10:29.247
8	1:28.880	22.181	40.083	26.616	230.7	11:53.483	8	1:28.502	22.425	39.419	26.658	226.4	11:57.749
9	1:28.286	<b>22.075</b>	39.732	26.479	231.2	13:21.769	9	1:28.519	22.362	39.393	26.764	226.4	13:26.268
10	1:28.373	22.163	39.636	26.574	230.2	14:50.142	10	1:28.649	22.529	39.359	26.761	226.8	14:54.917
11	1:29.082	22.261	40.120	26.701	229.2	16:19.224	11	1:28.586	22.459	39.418	26.709	226.8	16:23.503
12	1:29.033	22.372	39.834	26.827	228.3	17:48.257	12	1:28.421	22.418	39.384	<b>26.619</b>	226.8	17:51.924
13	1:28.936	22.363	39.756	26.817	227.8	19:17.193	13	1:29.088	22.380	39.710	26.998	227.3	19:21.012
14	2:01.590	22.439	49.403	49.748	195.6	21:18.783	14	2:04.821	23.461	50.220	51.140	180.0	21:25.833
15	2:23.583	34.111	1:04.212	45.260	126.7	23:42.366	15	2:22.669	33.295	1:03.544	45.830	168.2	23:48.502
16	2:36.421	33.986	1:04.109	58.326	160.9	26:18.787	16	2:32.547	33.234	1:03.394	55.919	130.7	26:21.049
17	1:29.129	22.458	39.962	26.709	227.8	27:47.916	17	1:30.784	23.116	40.582	27.086	225.9	27:51.833
18	1:29.230	22.378	40.225	26.627	229.7	29:17.146	18	1:28.831	22.521	39.621	26.689	225.0	29:20.664
19	1:29.029	22.328	39.881	26.820	230.7	30:46.175	19	1:28.771	22.465	39.547	26.759	225.4	30:49.435
20	1:29.858	22.444	40.533	26.881	230.2	32:16.033	20	1:29.345	<b>22.321</b>	40.308	26.716	231.2	32:18.780

**7**

Sharon Scolari

F3 Tatuus 318 A.R. **15**

Matteo Nannini

F3 Tatuus 318 A.R.

Scorace Team

R

Corbetta Racing Srls

Lap D	Time	Sector 1	Sector 2	Sector 3	T. Spd	Elapsed	Lap D	Time	Sector 1	Sector 2	Sector 3	T. Spd	Elapsed
1	1:39.193	28.832	41.770	28.591	228.8	1:39.193	1	1:32.945	25.903	40.427	26.615	224.0	1:32.945
2	1:33.162	23.075	41.213	28.874	225.4	3:12.355	2	1:28.380	22.306	39.521	26.553	228.3	3:01.325
3	1:33.248	23.071	41.560	28.617	224.5	4:45.603	3	1:29.507	22.303	40.454	26.750	228.3	4:30.832
4	1:32.744	23.139	41.079	28.526	224.0	6:18.347	4	<b>1:28.132</b>	22.235	<b>39.359</b>	26.538	227.8	5:58.964
5	1:32.263	23.009	40.868	28.386	225.0	7:50.610	5	1:28.257	<b>22.107</b>	39.597	26.553	228.3	7:27.221
6	1:32.093	22.988	40.749	28.356	224.0	9:22.703	6	1:28.757	22.121	39.886	26.750	228.3	8:55.978
7	1:32.033	23.099	40.796	28.138	223.1	10:54.736	7	1:29.065	22.156	40.230	26.679	229.2	10:25.043
8	1:31.661	22.958	40.675	28.028	223.6	12:26.397	8	1:28.712	22.168	39.888	26.656	228.8	11:53.755
9	1:31.563	22.977	40.555	28.031	223.6	13:57.960	9	1:28.334	22.202	39.627	26.505	228.8	13:22.089
10	1:31.723	22.850	40.639	28.234	223.6	15:29.683	10	1:28.444	22.165	39.624	26.655	229.7	14:50.533
11	1:32.314	23.070	41.037	28.207	223.1	17:01.997	11	1:29.517	22.190	40.147	27.180	229.2	16:20.050
12	1:32.470	22.981	41.046	28.443	223.6	18:34.467	12	1:28.915	22.726	39.784	<b>26.405</b>	225.9	17:48.965
13	1:34.176	22.983	40.896	30.297	223.6	20:08.643	13	1:28.855	22.276	40.002	26.577	226.4	19:17.820
14	1:33.496	23.210	41.407	28.879	223.1	21:42.139	14	2:02.516	22.416	50.336	49.764	187.8	21:20.336
15	2:08.559	23.213	58.915	46.431	224.5	23:50.698	15	2:23.350	34.489	1:03.512	45.349	146.5	23:43.686
16	2:31.948	32.904	1:03.567	55.477	136.8	26:22.646	16	2:35.772	34.385	1:03.562	57.825	137.2	26:19.458
17	1:32.058	23.051	40.932	28.075	226.4	27:54.704	17	1:29.305	22.498	39.962	26.845	228.8	27:48.763
18	1:31.203	22.935	40.320	27.948	224.5	29:25.907	18	1:29.028	22.284	40.029	26.715	229.2	29:17.791
19	1:30.629	22.833	40.218	<b>27.578</b>	225.0	30:56.536	19	1:29.046	22.132	40.126	26.788	223.1	30:46.837
20	<b>1:30.595</b>	<b>22.809</b>	<b>40.036</b>	27.750	224.5	32:27.131	20	1:29.515	22.651	39.855	27.009	224.5	32:16.352





**Red Bull Ring**  
**Formula Regional European Char**  
**Race - 3**  
**Lap Analysis**



17

Igor Fraga

F3 Tatuus 318 A.R. **28**

Marcos Siebert

F3 Tatuus 318 A.R.

DR Formula

US Racing

Lap D	Time	Sector 1	Sector 2	Sector 3	T. Spd	Elapsed	Lap D	Time	Sector 1	Sector 2	Sector 3	T. Spd	Elapsed
1	1:31.801	25.176	40.112	26.513	222.2	1:31.801	1	1:34.847	26.948	41.008	26.891	225.4	1:34.847
2	1:28.601	22.382	39.685	26.534	224.0	3:00.402	2	1:32.121	22.338	40.218	29.565	228.8	3:06.968
3	1:29.232	22.980	39.818	26.434	225.4	4:29.634	3	1:28.885	22.767	39.766	26.352	226.4	4:35.853
4	1:27.996	22.286	39.410	26.300	225.4	5:57.630	4	1:28.605	22.250	39.647	26.708	229.2	6:04.458
5	1:28.396	22.380	39.573	26.443	225.4	7:26.026	5	1:28.436	22.436	39.534	26.466	228.8	7:32.894
6	1:28.984	22.320	40.089	26.575	224.0	8:55.010	6	1:28.752	22.309	39.681	26.762	230.2	9:01.646
7	1:28.909	22.388	40.041	26.480	224.0	10:23.919	7	1:28.870	22.174	39.664	27.032	229.7	10:30.516
8	1:28.396	22.366	39.643	26.387	224.0	11:52.315	8	1:28.553	22.408	39.702	26.443	227.3	11:59.069
9	1:28.513	22.426	39.550	26.537	223.1	13:20.828	9	1:28.506	22.460	39.573	26.473	226.4	13:27.575
10	1:28.605	22.346	39.710	26.549	224.0	14:49.433	10	1:28.302	22.406	39.444	26.452	227.8	14:55.877
11	1:29.478	22.406	40.346	26.726	224.5	16:18.911	11	1:28.231	22.277	39.499	26.455	227.8	16:24.108
12	1:28.921	22.409	39.884	26.628	224.0	17:47.832	12	1:28.390	22.350	39.534	26.506	229.2	17:52.498
13	1:29.090	22.483	39.803	26.804	225.0	19:16.922	13	1:28.720	22.234	39.771	26.715	231.2	19:21.218
14	2:00.210	22.544	48.875	48.791	204.5	21:17.132	14	2:05.785	23.882	50.595	51.308	168.7	21:27.003
15	2:23.960	35.316	1:04.020	44.624	128.8	23:41.092	15	2:22.536	32.928	1:03.477	46.131	173.3	23:49.539
16	2:37.286	34.458	1:04.151	58.677	136.0	26:18.378	16	2:31.816	33.172	1:03.286	55.358	126.7	26:21.355
17	1:29.281	22.549	40.017	26.715	224.5	27:47.659	17	1:29.972	22.843	40.277	26.852	227.3	27:51.327
18	1:29.212	22.491	39.998	26.723	224.5	29:16.871	18	1:28.783	22.272	39.942	26.569	229.7	29:20.110
19	1:29.061	22.481	39.750	26.830	224.5	30:45.932	19	1:28.682	22.365	39.702	26.615	230.2	30:48.792
20	1:29.381	22.636	39.893	26.852	224.5	32:15.313	20	1:30.355	22.815	40.798	26.742	228.8	32:19.147

27

David Schumacher

F3 Tatuus 318 A.R. **41**

Raul Guzman

F3 Tatuus 318 A.R.

R

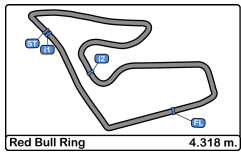
US Racing

R

DR Formula

Lap D	Time	Sector 1	Sector 2	Sector 3	T. Spd	Elapsed	Lap D	Time	Sector 1	Sector 2	Sector 3	T. Spd	Elapsed
1	1:34.330	26.789	40.757	26.784	228.3	1:34.330	1	1:33.951	26.842	40.435	26.674	230.7	1:33.951
2	1:28.704	22.388	39.785	26.531	230.2	3:03.034	2	1:28.514	22.316	39.711	26.487	227.3	3:02.465
3	1:29.116	22.180	40.252	26.684	229.7	4:32.150	3	1:28.716	22.120	40.017	26.579	230.2	4:31.181
4	1:29.218	22.175	40.574	26.469	228.3	6:01.368	4	1:28.091	22.203	39.505	26.383	229.7	5:59.272
5	1:27.804	22.120	39.404	26.280	229.2	7:29.172	5	1:28.328	22.186	39.560	26.582	229.2	7:27.600
6	1:28.053	22.052	39.496	26.505	230.2	8:57.225	6	1:28.650	22.242	39.754	26.654	228.8	8:56.250
7	1:28.949	22.133	40.233	26.583	230.2	10:26.174	7	1:29.189	22.303	40.052	26.834	230.2	10:25.439
8	1:29.017	22.176	39.977	26.864	230.7	11:55.191	8	1:28.681	22.137	39.843	26.701	227.8	11:54.120
9	1:29.499	22.162	40.682	26.655	228.8	13:24.690	9	1:28.561	22.119	40.178	26.264	229.7	13:22.681
10	1:28.564	22.237	39.540	26.787	230.2	14:53.254	10	1:28.140	22.197	39.520	26.423	228.3	14:50.821
11	1:28.611	22.116	39.507	26.988	229.7	16:21.865	11	1:29.408	22.177	40.500	26.731	230.7	16:20.229
12	1:28.954	22.272	39.951	26.731	233.7	17:50.819	12	1:29.064	22.771	39.945	26.348	225.9	17:49.293
13	1:28.871	22.515	39.853	26.503	226.4	19:19.690	13	1:28.847	22.119	40.205	26.523	225.9	19:18.140
14	2:04.207	22.404	51.482	50.321	186.2	21:23.897	14	2:03.173	22.323	51.136	49.714	175.3	21:21.313
15	2:22.233	33.337	1:03.526	45.370	133.0	23:46.130	15	2:23.036	33.741	1:03.827	45.468	134.6	23:44.349
16	2:34.249	34.244	1:03.429	56.576	117.2	26:20.379	16	2:35.410	34.307	1:03.547	57.556	124.8	26:19.759
17	1:30.119	22.785	40.413	26.921	230.7	27:50.498	17	1:29.252	22.519	40.187	26.546	228.3	27:49.011
18	1:28.747	22.218	39.692	26.837	229.7	29:19.245	18	1:29.124	22.308	40.032	26.784	228.8	29:18.135
19	1:28.978	22.248	39.905	26.825	231.7	30:48.223	19	1:28.874	22.305	40.041	26.528	228.3	30:47.009
20	1:29.340	22.338	39.810	27.192	232.2	32:17.563	20	1:29.585	22.534	40.316	26.735	223.1	32:16.594





**Red Bull Ring**  
**Formula Regional European Char**  
**Race - 3**  
**Lap Analysis**



**46**

Isac Blomqvist

F3 Tatuus 318 A.R.

**74**

Enzo Fittipaldi

F3 Tatuus 318 A.R.

R

Kic Motorsport

R

Prema Powerteam

Lap	D	Time	Sector 1	Sector 2	Sector 3	T. Spd	Elapsed	Lap	D	Time	Sector 1	Sector 2	Sector 3	T. Spd	Elapsed
1		1:35.284	26.420	41.710	27.154	230.7	1:35.284	1		1:32.427	25.867	40.174	26.386	227.3	1:32.427
2		1:29.521	22.783	39.969	26.769	224.5	3:04.805	2		1:28.643	22.236	39.829	26.578	230.7	3:01.070
3		1:28.269	22.389	39.365	26.515	226.4	4:33.074	3		1:29.311		2:09.151	26.567		4:30.381
4		1:28.889	22.205	39.759	26.925	229.2	6:01.963	4		1:28.138	22.117	39.566	26.455	230.2	5:58.519
5		1:29.754	23.371	39.657	26.726	229.7	7:31.717	5		1:28.340	22.141	39.727	26.472	228.8	7:26.859
6		1:28.054	22.239	39.183	26.632	229.2	8:59.771	6		1:28.472	22.084	39.910	26.478	229.7	8:55.331
7		1:28.249	22.260	39.355	26.634	227.8	10:28.020	7		1:28.941	22.198	40.261	26.482	225.9	10:24.272
8		1:28.094	22.290	39.344	26.460	227.3	11:56.114	8		1:28.843	22.228	40.145	26.470	229.2	11:53.115
9		1:29.293	22.291	39.765	27.237	229.7	13:25.407	9		1:28.216	22.247	39.640	26.329	226.8	13:21.331
10		1:28.439	22.247	39.452	26.740	228.8	14:53.846	10		1:28.485	22.294	39.659	26.532	226.8	14:49.816
11		1:28.486	22.273	39.480	26.733	228.3	16:22.332	11		1:29.862	22.186	40.688	26.988	227.8	16:19.678
12		1:28.887	22.362	39.563	26.962	228.8	17:51.219	12		1:28.969	22.300	39.674	26.995	228.3	17:48.647
13		1:29.553	22.340	40.153	27.060	233.2	19:20.772	13		1:28.764	22.208	39.867	26.689	228.8	19:17.411
14		2:04.247	22.651	50.524	51.072	187.5	21:25.019	14		2:02.089	22.467	49.747	49.875	201.1	21:19.500
15		2:22.298	32.930	1:03.516	45.852	146.3	23:47.317	15		2:23.402	33.980	1:04.228	45.194	137.7	23:42.902
16		2:33.255	33.446	1:03.480	56.329	124.1	26:20.572	16		2:36.215	34.438	1:03.539	58.238	159.2	26:19.117
17		1:30.322	22.841	40.542	26.939	227.3	27:50.894	17		1:29.348	22.497	39.984	26.867	227.8	27:48.465
18		1:28.927	22.325	39.542	27.060	226.8	29:19.821	18		1:29.030	22.338	39.866	26.826	225.4	29:17.495
19		1:28.845	22.302	39.608	26.935	227.8	30:48.666	19		1:29.077	22.338	39.894	26.845	229.7	30:46.572
20		1:29.349	22.660	39.743	26.946	227.3	32:18.015	20		1:29.218	22.441	39.933	26.844	229.7	32:15.790

**64**

Olli Caldwell

F3 Tatuus 318 A.R.

**95**

Tom Beckhäuser

F3 Tatuus 318 A.R.

R

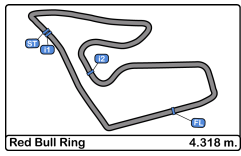
Prema Powerteam

R

Technorace Srl

Lap	D	Time	Sector 1	Sector 2	Sector 3	T. Spd	Elapsed	Lap	D	Time	Sector 1	Sector 2	Sector 3	T. Spd	Elapsed
1		1:33.488	26.408	40.340	26.740	225.4	1:33.488	1		1:35.906	27.610	41.429	26.867	221.7	1:35.906
2		1:28.518	22.274	39.570	26.674	228.3	3:02.006	2		1:29.466	22.989	39.760	26.717	227.3	3:05.372
3		1:29.786	22.327	40.735	26.724	227.3	4:31.792	3		1:28.689	22.815	39.500	26.374	228.8	4:34.061
4		1:28.906	22.563	40.039	26.304	223.1	6:00.698	4		1:28.340	22.111	39.464	26.765	231.7	6:02.401
5		1:27.903	22.172	39.327	26.404	225.9	7:28.601	5		1:28.648	22.534	39.550	26.564	227.8	7:31.049
6		1:28.200	22.198	39.378	26.624	225.9	8:56.801	6		1:27.832	22.213	39.283	26.336	228.8	8:58.881
7		1:28.871	22.154	40.163	26.554	229.2	10:25.672	7		1:28.227	22.221	39.257	26.749	227.8	10:27.108
8		1:28.764	22.236	39.708	26.820	230.7	11:54.436	8		1:28.529	22.312	39.398	26.819	228.8	11:55.637
9		1:28.767	22.255	40.037	26.475	227.3	13:23.203	9		1:28.426	22.303	39.708	26.415	231.7	13:24.063
10		1:28.418	22.167	39.831	26.420	228.3	14:51.621	10		1:28.410	22.470	39.485	26.455	227.8	14:52.473
11		1:28.945	22.242	40.136	26.567	228.8	16:20.566	11		1:29.067	22.132	40.055	26.880	230.2	16:21.540
12		1:29.433	22.507	40.013	26.913	229.2	17:49.999	12		1:29.155	22.329	39.785	27.041	231.2	17:50.695
13		1:28.706	22.232	39.815	26.659	225.9	19:18.705	13			22.639	40.138		228.8	
14		2:03.482	22.278	51.539	49.665	194.2	21:22.187								
15		2:22.717	33.600	1:03.625	45.492	164.8	23:44.904								
16		2:35.055	34.377	1:03.390	57.288	137.0	26:19.959								
17		1:29.602	22.481	40.170	26.951	230.2	27:49.561								
18		1:28.973	22.298	39.981	26.694	226.4	29:18.534								
19		1:29.046	22.443	39.676	26.927	227.8	30:47.580								
20		1:30.348	22.250	40.714	27.384	230.7	32:17.928								





**Red Bull Ring**  
**Formula Regional European Char**  
**Race - 3**  
**Lap Analysis**



99

Sophia Flörsch

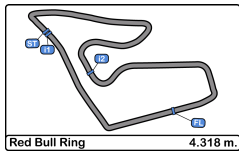
F3 Tatuus 318 A.R.

Van Amersfoort Racing

Lap	D	Time	Sector 1	Sector 2	Sector 3	T. Spd	Elapsed
1		1:35.445	27.641	40.713	27.091	232.2	1:35.445
2		1:29.796	22.617	40.245	26.934	230.2	3:05.241
3		1:28.409	22.606	39.452	26.351	227.3	4:33.650
4		1:28.558	22.093	39.548	26.917	231.7	6:02.208
5		1:28.181	22.704	39.185	<u>26.292</u>	227.3	7:30.389
6		<u>1:27.758</u>	22.008	<u>39.181</u>	26.569	230.7	8:58.147
7		1:28.468	22.077	39.575	26.816	230.7	10:26.615
8		1:28.825	<u>21.985</u>	39.888	26.952	234.2	11:55.440
9		1:28.107	22.123	39.638	26.346	231.2	13:23.547
10		1:28.539	21.985	40.120	26.434	230.2	14:52.086
11		1:28.936	22.024	40.238	26.674	233.2	16:21.022
12		1:29.290	22.385	39.941	26.964	232.2	17:50.312
13		1:28.723	22.083	39.988	26.652	231.7	19:19.035
14		2:03.798	22.311	51.822	49.665	178.5	21:22.833
15		2:22.707	33.797	1:03.345	45.565	142.6	23:45.540
16		2:34.671	34.254	1:03.317	57.100	124.4	26:20.211
17		1:29.728	22.694	40.144	26.890	227.3	27:49.939
18		1:28.850	22.144	40.071	26.635	231.7	29:18.789
19		1:29.163	22.662	39.622	26.879	228.8	30:47.952
20		1:28.983	22.130	40.008	26.845	235.8	32:16.935





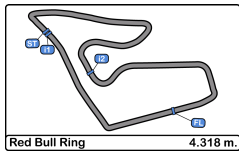


**Red Bull Ring**  
**Formula Regional European Char**  
**Race - 3**  
**Analysis by Lap**



Num	Lap Time	Gap	Num	Lap Time	Gap	Num	Lap Time	Gap	Num	Lap Time	Gap	Num	Lap Time	Gap
<b>Lap 1</b>			95	1:28.689	04.427	41	1:28.650	01.240	<b>Lap 9</b>			46	1:28.486	03.421
17	1:31.801		10	1:28.914	05.562	64	1:28.200	01.791	17	1:28.513		10	1:28.586	04.592
2	1:32.113	00.312	28	1:28.885	06.219	27	1:28.053	02.215	74	1:28.216	00.503	28	1:28.231	05.197
74	1:32.427	00.626	7	1:33.248	15.969	99	1:27.758	03.137	2	1:28.286	00.941	7	1:32.314	43.086
15	1:32.945	01.144	<b>Num Lap Time Gap</b>			95	1:27.832	03.871	15	1:28.334	01.261	<b>Num Lap Time Gap</b>		
64	1:33.488	01.687	<b>Lap 4</b>			46	1:28.054	04.761	41	1:28.561	01.853	<b>Lap 12</b>		
41	1:33.951	02.150	17	1:27.996		10	1:28.442	05.862	64	1:28.767	02.375	17	1:28.921	
27	1:34.330	02.529	2	1:28.124	00.492	28	1:28.752	06.636	99	1:28.107	02.719	2	1:29.033	00.425
28	1:34.847	03.046	74	1:28.138	00.889	7	1:32.093	27.693	95	1:28.426	03.235	74	1:28.969	00.815
46	1:35.284	03.483	15	1:28.132	01.334	<b>Num Lap Time Gap</b>			27	1:29.499	03.862	15	1:28.915	01.133
99	1:35.445	03.644	41	1:28.091	01.642	<b>Lap 7</b>			46	1:29.293	04.579	41	1:29.064	01.461
10	1:35.833	04.032	64	1:28.906	03.068	17	1:28.909		10	1:28.519	05.440	64	1:29.433	02.167
95	1:35.906	04.105	27	1:29.218	03.738	74	1:28.941	00.353	28	1:28.506	06.747	99	1:29.290	02.480
7	1:39.193	07.392	46	1:28.889	04.333	2	1:28.899	00.684	7	1:31.563	37.132	95	1:29.155	02.863
<b>Num Lap Time Gap</b>			99	1:28.558	04.578	15	1:29.065	01.124	<b>Num Lap Time Gap</b>			27	1:28.954	02.987
<b>Lap 2</b>			95	1:28.340	04.771	41	1:29.189	01.520	<b>Lap 10</b>			46	1:28.887	03.387
17	1:28.601		10	1:28.430	05.996	64	1:28.871	01.753	17	1:28.605		10	1:28.421	04.092
2	1:28.521	00.232	28	1:28.605	06.828	27	1:28.949	02.255	74	1:28.485	00.383	28	1:28.390	04.666
74	1:28.643	00.668	7	1:32.744	20.717	99	1:28.468	02.696	2	1:28.373	00.709	7	1:32.470	46.635
15	1:28.380	00.923	<b>Num Lap Time Gap</b>			95	1:28.227	03.189	15	1:28.444	01.100	<b>Num Lap Time Gap</b>		
64	1:28.518	01.604	<b>Lap 5</b>			46	1:28.249	04.101	41	1:28.140	01.388	<b>Lap 13</b>		
41	1:28.514	02.063	17	1:28.396		10	1:28.375	05.328	64	1:28.418	02.188	17	1:29.090	
27	1:28.704	02.632	2	1:28.252	00.348	28	1:28.870	06.597	99	1:28.539	02.653	2	1:28.936	00.271
46	1:29.521	04.403	74	1:28.340	00.833	7	1:32.033	30.817	95	1:28.410	03.040	74	1:28.764	00.489
99	1:29.796	04.839	15	1:28.257	01.195	<b>Num Lap Time Gap</b>			27	1:28.564	03.821	15	1:28.855	00.898
95	1:29.466	04.970	41	1:28.328	01.574	<b>Lap 8</b>			46	1:28.439	04.413	41	1:28.847	01.218
10	1:30.449	05.880	64	1:27.903	02.575	17	1:28.396		10	1:28.649	05.484	64	1:28.706	01.783
28	1:32.121	06.566	27	1:27.804	03.146	74	1:28.843	00.800	28	1:28.302	06.444	99	1:28.723	02.113
7	1:33.162	11.953	99	1:28.181	04.363	2	1:28.880	01.168	7	1:31.723	40.250	27	1:28.871	02.768
<b>Num Lap Time Gap</b>			95	1:28.648	05.023	15	1:28.712	01.440	<b>Num Lap Time Gap</b>			46	1:29.553	03.850
<b>Lap 3</b>			46	1:29.754	05.691	41	1:28.681	01.805	<b>Lap 11</b>			10	1:29.088	04.090
17	1:29.232		10	1:28.804	06.404	64	1:28.764	02.121	17	1:29.478		28	1:28.720	04.296
2	1:29.364	00.364	28	1:28.436	06.868	27	1:29.017	02.876	2	1:29.082	00.313	7	1:34.176	51.721
74	1:29.311	00.747	7	1:32.263	24.584	99	1:28.825	03.125	74	1:29.862	00.767	<b>Num Lap Time Gap</b>		
15	1:29.507	01.198	<b>Num Lap Time Gap</b>			95	1:28.529	03.322	15	1:29.517	01.139	<b>Lap 14</b>		
41	1:28.716	01.547	<b>Lap 6</b>			46	1:28.094	03.799	41	1:29.408	01.318	17	2:00.210	
64	1:29.786	02.158	17	1:28.984		10	1:28.502	05.434	64	1:28.945	01.655	2	2:01.590	01.651
27	1:29.116	02.516	74	1:28.472	00.321	28	1:28.553	06.754	99	1:28.936	02.111	74	2:02.089	02.368
46	1:28.269	03.440	2	1:29.330	00.694	7	1:31.661	34.082	95	1:29.067	02.629	15	2:02.516	03.204
99	1:28.409	04.016	15	1:28.757	00.968				27	1:28.611	02.954	41	2:03.173	04.181





**Red Bull Ring**  
**Formula Regional European Char**  
**Race - 3**



**Analysis by Lap**

Num	Lap Time	Gap	Num	Lap Time	Gap	Num	Lap Time	Gap
64	2:03.482	05.055	15	1:29.305	01.104	<b>Lap 20</b>		
99	2:03.798	05.701	41	1:29.252	01.352	17	1:29.381	
27	2:04.207	06.765	64	1:29.602	01.902	74	1:29.218	00.477
46	2:04.247	07.887	99	1:29.728	02.280	2	1:29.858	00.720
10	2:04.821	08.701	27	1:30.119	02.839	15	1:29.515	01.039
28	2:05.785	09.871	46	1:30.322	03.235	41	1:29.585	01.281
7	1:33.496	25.007	28	1:29.972	03.668	99	1:28.983	01.622
<b>Num</b>	<b>Lap Time</b>	<b>Gap</b>	10	1:30.784	04.174	27	1:29.340	02.250
<b>Lap 15</b>			7	1:32.058	07.045	64	1:30.348	02.615
17	2:23.960		<b>Num</b>	<b>Lap Time</b>	<b>Gap</b>	46	1:29.349	02.702
2	2:23.583	01.274	<b>Lap 18</b>			10	1:29.345	03.467
74	2:23.402	01.810	17	1:29.212		28	1:30.355	03.834
15	2:23.350	02.594	2	1:29.230	00.275	7	1:30.595	11.818
41	2:23.036	03.257	74	1:29.030	00.624			
64	2:22.717	03.812	15	1:29.028	00.920			
99	2:22.707	04.448	41	1:29.124	01.264			
27	2:22.233	05.038	64	1:28.973	01.663			
46	2:22.298	06.225	99	1:28.850	01.918			
10	2:22.669	07.410	27	1:28.747	02.374			
28	2:22.536	08.447	46	1:28.927	02.950			
7	2:08.559	09.606	28	1:28.783	03.239			
<b>Num</b>	<b>Lap Time</b>	<b>Gap</b>	10	1:28.831	03.793			
<b>Lap 16</b>			7	1:31.203	09.036			
17	2:37.286		<b>Num</b>	<b>Lap Time</b>	<b>Gap</b>			
2	2:36.421	00.409	<b>Lap 19</b>					
74	2:36.215	00.739	17	1:29.061				
15	2:35.772	01.080	2	1:29.029	00.243			
41	2:35.410	01.381	74	1:29.077	00.640			
64	2:35.055	01.581	15	1:29.046	00.905			
99	2:34.671	01.833	41	1:28.874	01.077			
27	2:34.249	02.001	64	1:29.046	01.648			
46	2:33.255	02.194	99	1:29.163	02.020			
10	2:32.547	02.671	27	1:28.978	02.291			
28	2:31.816	02.977	46	1:28.845	02.734			
7	2:31.948	04.268	28	1:28.682	02.860			
<b>Num</b>	<b>Lap Time</b>	<b>Gap</b>	10	1:28.771	03.503			
<b>Lap 17</b>			7	1:30.629	10.604			
17	1:29.281							
2	1:29.129	00.257						
74	1:29.348	00.806						





**Red Bull Ring**  
**Formula Regional European Char**  
**Race - 3**



**Best Sectors Results**

Sector - 1			Sector - 2			Sector - 3			Ideal Lap vs Best Lap						
Clas	Nº	Driver	Time	Nº	Driver	Time	Nº	Driver	Time	Clas	Nº	Driver	Ideal Lap	Best Lap	Clas
1	99	Sophia Flörsch	21.985	99	Sophia Flörsch	39.181	41	Raul Guzman	26.264	1	99	Sophia Flörsch	1:27.458	1:27.758	1
2	27	David Schumacher	22.052	46	Isac Blomqvist	39.183	27	David Schumacher	26.280	2	95	Tom Beckhäuser	1:27.704	1:27.832	3
3	2	Frederik Vesti	22.075	10	Konsta Lappalainen	39.246	99	Sophia Flörsch	26.292	3	27	David Schumacher	1:27.736	1:27.804	2
4	74	Enzo Fittipaldi	22.084	95	Tom Beckhäuser	39.257	17	Igor Fraga	26.300	4	64	Olli Caldwell	1:27.785	1:27.903	4
5	15	Matteo Nannini	22.107	64	Olli Caldwell	39.327	64	Olli Caldwell	26.304	5	46	Isac Blomqvist	1:27.848	1:28.054	6
6	95	Tom Beckhäuser	22.111	15	Matteo Nannini	39.359	74	Enzo Fittipaldi	26.329	6	15	Matteo Nannini	1:27.871	1:28.132	9
7	41	Raul Guzman	22.119	27	David Schumacher	39.404	95	Tom Beckhäuser	26.336	7	41	Raul Guzman	1:27.888	1:28.091	7
8	64	Olli Caldwell	22.154	17	Igor Fraga	39.410	28	Marcos Siebert	26.352	8	28	Marcos Siebert	1:27.970	1:28.231	11
9	28	Marcos Siebert	22.174	28	Marcos Siebert	39.444	2	Frederik Vesti	26.377	9	2	Frederik Vesti	1:27.971	1:28.124	8
10	46	Isac Blomqvist	22.205	41	Raul Guzman	39.505	15	Matteo Nannini	26.405	10	74	Enzo Fittipaldi	1:27.979	1:28.138	10
11	17	Igor Fraga	22.286	2	Frederik Vesti	39.519	46	Isac Blomqvist	26.460	11	17	Igor Fraga	1:27.996	1:27.996	5
12	10	Konsta Lappalainen	22.321	74	Enzo Fittipaldi	39.566	10	Konsta Lappalainen	26.619	12	10	Konsta Lappalainen	1:28.186	1:28.375	12
13	7	Sharon Scolari	22.809	7	Sharon Scolari	40.036	7	Sharon Scolari	27.578	13	7	Sharon Scolari	1:30.423	1:30.595	13



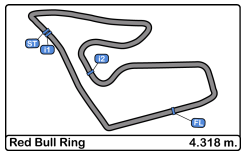


**Red Bull Ring**  
**Formula Regional European Char**  
**Race - 3**  
**Leader Sequence**



<b>Nº</b>	<b>Driver</b>	<b>Nat</b>	<b>Competitor</b>	<b>Nat</b>	<b>Start Lap</b>	<b>End Lap</b>	<b>Laps</b>	<b>Total Laps</b>
17	Igor Fraga	BRA	DR Formula	PRT	1	20	20	20

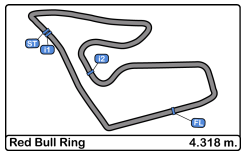




**Red Bull Ring**  
**Formula Regional European Char**  
**Race - 3**  
**Best 5 Lap Times**



Cls	N°	Driver	Nat	Competitor	Nat		Best 1		Best 2		Best 3		Best 4		Best 5	
							Time	Lap	Time	Lap	Time	Lap	Time	Lap	Time	Lap
1	99	Sophia Flörsch	DEU	Van Amersfoort Racing	NDL		<b>1:27.758</b>	6	1:28.107	9	1:28.181	5	1:28.409	3	1:28.468	7
2	27	David Schumacher	DEU	US Racing	DEU	R 1	<b>1:27.804</b>	5	1:28.053	6	1:28.564	10	1:28.611	11	1:28.704	2
3	95	Tom Beckhäuser	CZE	Technorace Srl	ITA	R 2	<b>1:27.832</b>	6	1:28.227	7	1:28.340	4	1:28.410	10	1:28.426	9
4	64	Olli Caldwell	GBR	Prema Powerteam	ITA	R 3	<b>1:27.903</b>	5	1:28.200	6	1:28.418	10	1:28.518	2	1:28.706	13
5	17	Igor Fraga	BRA	DR Formula	PRT		<b>1:27.996</b>	4	1:28.396	5	1:28.396	8	1:28.513	9	1:28.601	2
6	46	Isac Blomqvist	SW	Kic Motorsport	FIN	R 4	<b>1:28.054</b>	6	1:28.094	8	1:28.249	7	1:28.269	3	1:28.439	10
7	41	Raul Guzman	MEX	DR Formula	PRT	R 5	<b>1:28.091</b>	4	1:28.140	10	1:28.328	5	1:28.514	2	1:28.561	9
8	2	Frederik Vesti	DNK	Prema Powerteam	ITA	R 6	<b>1:28.124</b>	4	1:28.252	5	1:28.286	9	1:28.373	10	1:28.521	2
9	15	Matteo Nannini	ITA	Corbetta Racing Srls	ITA	R 7	<b>1:28.132</b>	4	1:28.257	5	1:28.334	9	1:28.380	2	1:28.444	10
10	74	Enzo Fittipaldi	BRA	Prema Powerteam	ITA	R 8	<b>1:28.138</b>	4	1:28.216	9	1:28.340	5	1:28.472	6	1:28.485	10
11	28	Marcos Siebert	ARG	US Racing	DEU		<b>1:28.231</b>	11	1:28.302	10	1:28.390	12	1:28.436	5	1:28.506	9
12	10	Konsta Lappalainen	FIN	Kic Motorsport	FIN	R 9	<b>1:28.375</b>	7	1:28.421	12	1:28.430	4	1:28.442	6	1:28.502	8
13	7	Sharon Scolari	CHE	Scorace Team	CHE		<b>1:30.595</b>	20	1:30.629	19	1:31.203	18	1:31.563	9	1:31.661	8

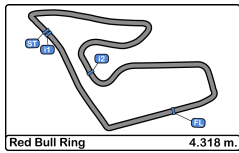


**Red Bull Ring**  
**Formula Regional European Char**  
**Race - 3**  
**Best 5 Top Speeds**



Cls	Nº	Driver	Nat	Competitor	Nat		Top 1		Top 2		Top 3		Top 4		Top 5		Avg
							Km/h	Lap	Km/h	Lap	Km/h	Lap	Km/h	Lap	Km/h	Lap	
1	99	Sophia Flörsch	DEU	Van Amersfoort Racing	NDL		<b>235.8</b>	20	234.2	8	233.2	11	232.2	1	232.2	12	233.5
2	27	David Schumacher	DEU	US Racing	DEU	R 1	<b>233.7</b>	12	232.2	20	231.7	19	230.7	8	230.7	17	231.8
3	46	Isac Blomqvist	SW	Kic Motorsport	FIN	R 2	<b>233.2</b>	13	230.7	1	229.7	5	229.7	9	229.2	4	230.5
4	95	Tom Beckhäuser	CZE	Technorace Srl	ITA	R 3	<b>231.7</b>	4	231.7	9	231.2	12	230.2	11	228.8	3	230.7
5	2	Frederik Vesti	DNK	Prema Powerteam	ITA	R 4	<b>231.2</b>	9	230.7	8	230.7	19	230.2	6	230.2	10	230.6
6	10	Konsta Lappalainen	FIN	Kic Motorsport	FIN	R 5	<b>231.2</b>	20	228.3	2	228.3	5	227.3	4	227.3	13	228.5
7	28	Marcos Siebert	ARG	US Racing	DEU		<b>231.2</b>	13	230.2	6	230.2	19	229.7	7	229.7	18	230.2
8	41	Raul Guzman	MEX	DR Formula	PRT	R 6	<b>230.7</b>	1	230.7	11	230.2	3	230.2	7	229.7	4	230.3
9	64	Olli Caldwell	GBR	Prema Powerteam	ITA	R 7	<b>230.7</b>	8	230.7	20	230.2	17	229.2	7	229.2	12	230.0
10	74	Enzo Fittipaldi	BRA	Prema Powerteam	ITA	R 8	<b>230.7</b>	2	230.2	4	229.7	6	229.7	19	229.7	20	230.0
11	15	Matteo Nannini	ITA	Corbetta Racing Srls	ITA	R 9	<b>229.7</b>	10	229.2	7	229.2	11	229.2	18	228.8	8	229.2
12	7	Sharon Scolari	CHE	Scorace Team	CHE		<b>228.8</b>	1	226.4	17	225.4	2	225.0	5	225.0	19	226.1
13	17	Igor Fraga	BRA	DR Formula	PRT		<b>225.4</b>	3	225.4	4	225.4	5	225.0	13	224.5	11	225.1



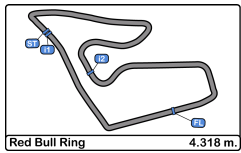


Red Bull Ring  
Formula Regional European Char  
Race - 3



Fastest Laps Sequence

Lap	Time of Day	Session Time	Nº	Driver	Nat	Competitor	Nat	Time	Km/h
2	16:13:50.067	3:00.067	17	Igor Fraga	BRA	DR Formula	PRT	1:28.601	175.4
2	16:13:50.299	3:00.299	2	Frederik Vesti	DNK	Prema Powerteam	ITA R	1:28.521	175.6
2	16:13:50.990	3:00.990	15	Matteo Nannini	ITA	Corbetta Racing Srls	ITA R	1:28.380	175.8
3	16:15:22.740	4:32.740	46	Isac Blomqvist	SWE	Kic Motorsport	FIN R	1:28.269	176.1
4	16:16:47.295	5:57.295	17	Igor Fraga	BRA	DR Formula	PRT	1:27.996	176.6
5	16:18:18.266	7:28.266	64	Olli Caldwell	GBR	Prema Powerteam	ITA R	1:27.903	176.8
5	16:18:18.838	7:28.838	27	David Schumacher	DEU	US Racing	DEU R	1:27.804	177.0
6	16:19:47.813	8:57.813	99	Sophia Flörsch	DEU	Van Amersfoort Racing	NDL	1:27.758	177.1



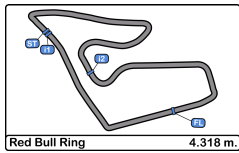
**Red Bull Ring**  
**Formula Regional European Char**  
**Race - 3**



**Event Best Maximum Speed**

Nº	Driver	Nat	Competitor	Nat		Km/h	Session
99	Sophia Flörsch	DEU	Van Amersfoort Racing	NDL		235.8	Race - 3
95	Tom Beckhäuser	CZE	Technorace Srl	ITA	R	233.7	Race - 1
27	David Schumacher	DEU	US Racing	DEU	R	233.7	Race - 3
41	Raul Guzman	MEX	DR Formula	PRT	R	233.2	Race - 1
74	Enzo Fittipaldi	BRA	Prema Powerteam	ITA	R	233.2	Race - 2
46	Isac Blomqvist	SWE	Kic Motorsport	FIN	R	233.2	Race - 2
25	Alexandre Bardion	FRA	Van Amersfoort Racing	FRA	R	232.7	Race - 1
17	Igor Fraga	BRA	DR Formula	PRT		231.7	Qualifying - 1
2	Frederik Vesti	DNK	Prema Powerteam	ITA	R	231.7	Race - 2
28	Marcos Siebert	ARG	US Racing	DEU		231.7	Race - 2
15	Matteo Nannini	ITA	Corbetta Racing Srls	ITA	R	231.2	Race - 2
10	Konsta Lappalainen	FIN	Kic Motorsport	FIN	R	231.2	Race - 3
64	Olli Caldwell	GBR	Prema Powerteam	ITA	R	230.7	Free Practice - 1
7	Sharon Scolari	CHE	Scorace Team	CHE		228.8	Race - 2





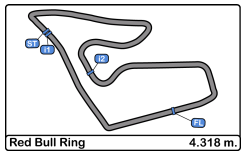
**Red Bull Ring**  
**Formula Regional European Char**  
**Race - 3**  
**Lap Chart**



**LAP**

Nr	Pos	Grid	1	2	3	4	5	6	7	8	9	10	11	12	13	14	15	16	17	18	19	20
2	1	2	17	17	17	17	17	17	17	17	17	17	17	17	17	17	17	17	17	17	17	17
17	2	17	2	2	2	2	2	74	74	74	74	74	2	2	2	2	2	2	2	2	2	74
74	3	74	74	74	74	74	74	2	2	2	2	2	74	74	74	74	74	74	74	74	74	2
15	4	15	15	15	15	15	15	15	15	15	15	15	15	15	15	15	15	15	15	15	15	15
64	5	64	64	64	41	41	41	41	41	41	41	41	41	41	41	41	41	41	41	41	41	41
46	6	46	41	41	64	64	64	64	64	64	64	64	64	64	64	64	64	64	64	64	64	99
28	7	28	27	27	27	27	27	27	27	99	99	99	99	99	99	99	99	99	99	99	99	27
27	8	27	28	46	46	46	99	99	99	99	95	95	95	95	27	27	27	27	27	27	27	64
95	9	95	46	99	99	99	95	95	95	95	27	27	27	27	46	46	46	46	46	46	46	46
41	10	41	99	95	95	95	46	46	46	46	46	46	46	46	10	10	10	10	28	28	28	10
10	11	10	10	10	10	10	10	10	10	10	10	10	10	10	28	28	28	28	10	10	10	28
7	12	7	95	28	28	28	28	28	28	28	28	28	28	28	7	7	7	7	7	7	7	7
99	13	99	7	7	7	7	7	7	7	7	7	7	7	7	7	7	7	7	7	7	7	7

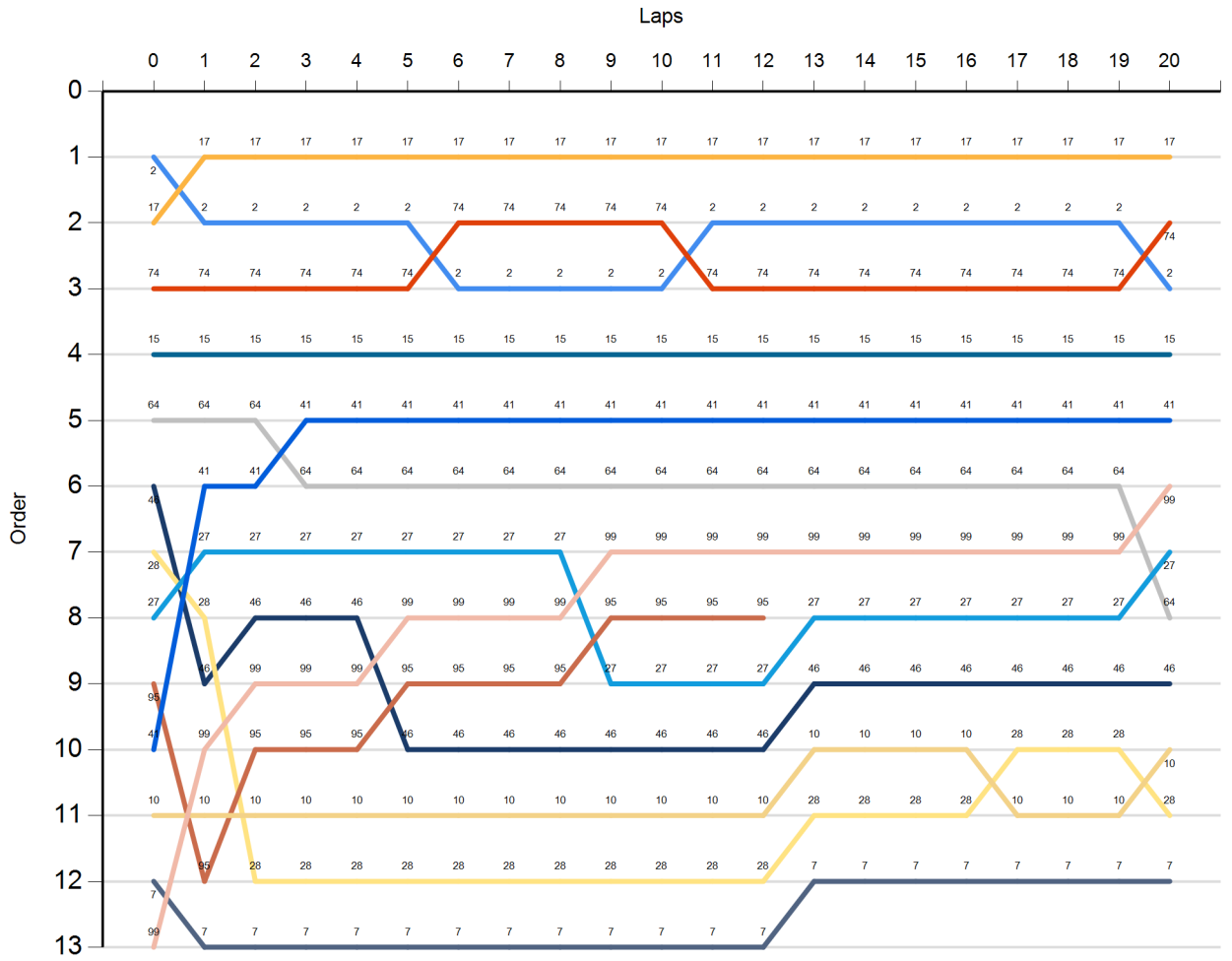


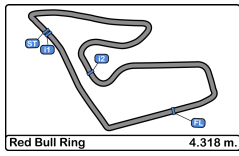


**Red Bull Ring**  
**Formula Regional European Char**  
**Race - 3**  
**Graphic Lap Chart**



- 2
- 17
- 74
- 15
- 64
- 46
- 28
- 27
- 95
- 41
- 10
- 7
- 99





**Red Bull Ring**  
**Formula Regional European Char**  
**Race - 3**  
**Pit Stop Analysis**



N°	In Day	Time	Driver	Nat	Competitor	Nat	In Time	Stop N°	Pit Time	Handicap	Penalty
----	--------	------	--------	-----	------------	-----	---------	---------	----------	----------	---------

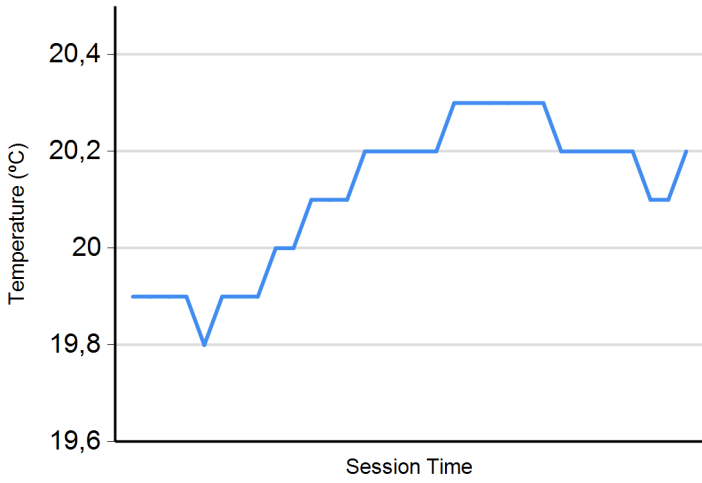




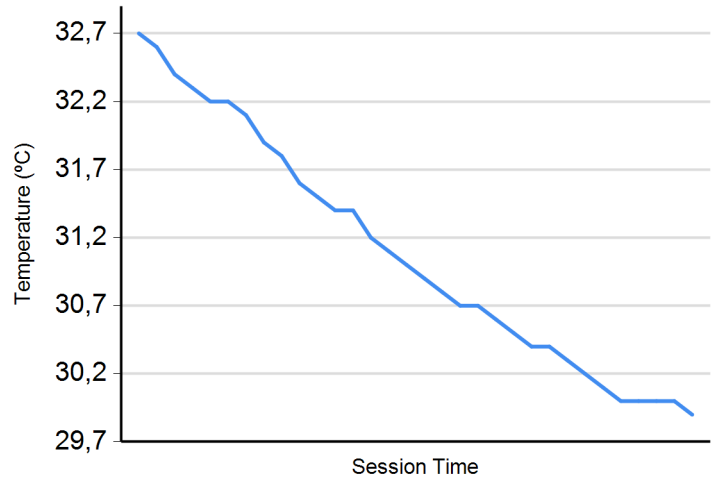
**Red Bull Ring**  
**Formula Regional European Char**  
**Race - 3**  
**Weather Report**



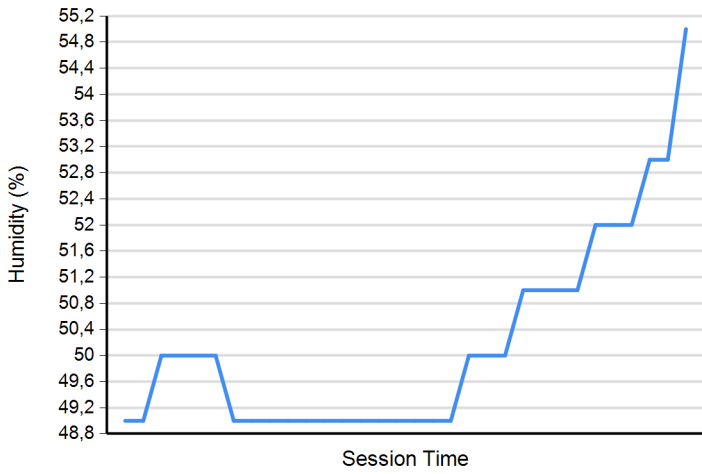
**Air Temperature**



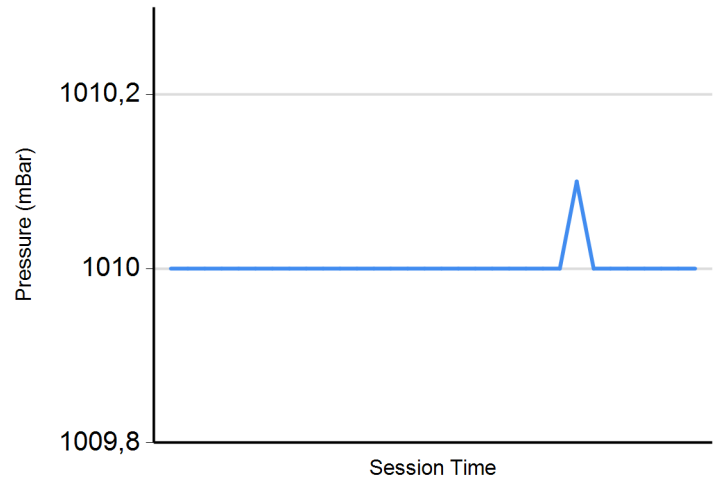
**Track Temperature**



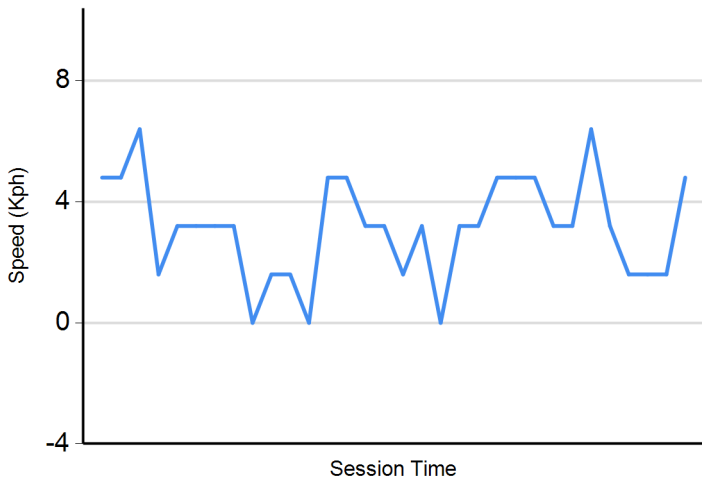
**Humidity**



**Pressure**



**Wind Speed**



**Wind direction**

North = 0°/360° Est = 90° South = 180° West = 270°

